



US00D588802S

(12) **United States Design Patent**  
**Cicione**

(10) **Patent No.:** **US D588,802 S**  
(45) **Date of Patent:** **\*\* Mar. 24, 2009**

(54) **UTILITY BAG WITH COVER FLAP AND FASTENERS**

(76) Inventor: **Gregory J. Cicione**, 2407 Preston Rd.,  
Eau Claire, WI (US) 54703

(\*\*) Term: **14 Years**

(21) Appl. No.: **29/307,061**

(22) Filed: **Mar. 31, 2008**

(51) **LOC (9) Cl.** ..... **03-01**

(52) **U.S. Cl.** ..... **D3/228**

(58) **Field of Classification Search** ..... D3/228,  
D3/215, 224, 226, 230, 232–238, 247–248,  
D3/201–205; 224/901, 904, 914, 922, 163,  
224/240–241, 236, 245; 206/372–376  
See application file for complete search history.

(56) **References Cited**

**U.S. PATENT DOCUMENTS**

D214,983 S *	8/1969	Knigge	.....	D3/228
4,676,419 A	6/1987	Victor		
4,690,316 A	9/1987	Peterson		
4,747,527 A	5/1988	Trumpower, II		
D302,489 S	8/1989	Stone et al.		
4,923,105 A	5/1990	Snyder		
4,932,576 A	6/1990	Ashley		
4,953,765 A	9/1990	Little et al.		
5,004,136 A	4/1991	Leath		
5,201,448 A	4/1993	Schue		
D348,983 S	7/1994	Dancyger		
5,341,975 A	8/1994	Marinescu		
D350,849 S	9/1994	Dancyger		
D351,062 S *	10/1994	Shapland et al.	.....	D3/233
5,501,379 A	3/1996	Munoz		
5,915,606 A	6/1999	Jensen		
6,179,185 B1	1/2001	Dancyger		
D450,449 S	11/2001	Godshaw et al.		

6,390,348 B1	5/2002	Godshaw et al.		
6,398,092 B1	6/2002	Ansley		
6,599,278 B1	7/2003	Nichols		
D480,868 S *	10/2003	Fulbright	.....	D3/228
D482,196 S	11/2003	Cabrera et al.		
6,726,075 B1	4/2004	Patel et al.		
D549,959 S *	9/2007	Wood	.....	D3/228
D550,451 S *	9/2007	Burlington	.....	D3/226
D572,467 S *	7/2008	Reichardt	.....	D3/228

\* cited by examiner

*Primary Examiner*—Catherine R Oliver

(74) *Attorney, Agent, or Firm*—Tipton L. Randall

(57) **CLAIM**

The ornamental design for a utility bag with cover flap and fasteners, as shown and described.

**DESCRIPTION**

FIG. 1 is a front elevational view of the utility bag with cover flap and fasteners embodying my new design,

FIG. 2 is a rear elevational view thereof,

FIG. 3 is a right side view thereof,

FIG. 4 is a left side view thereof,

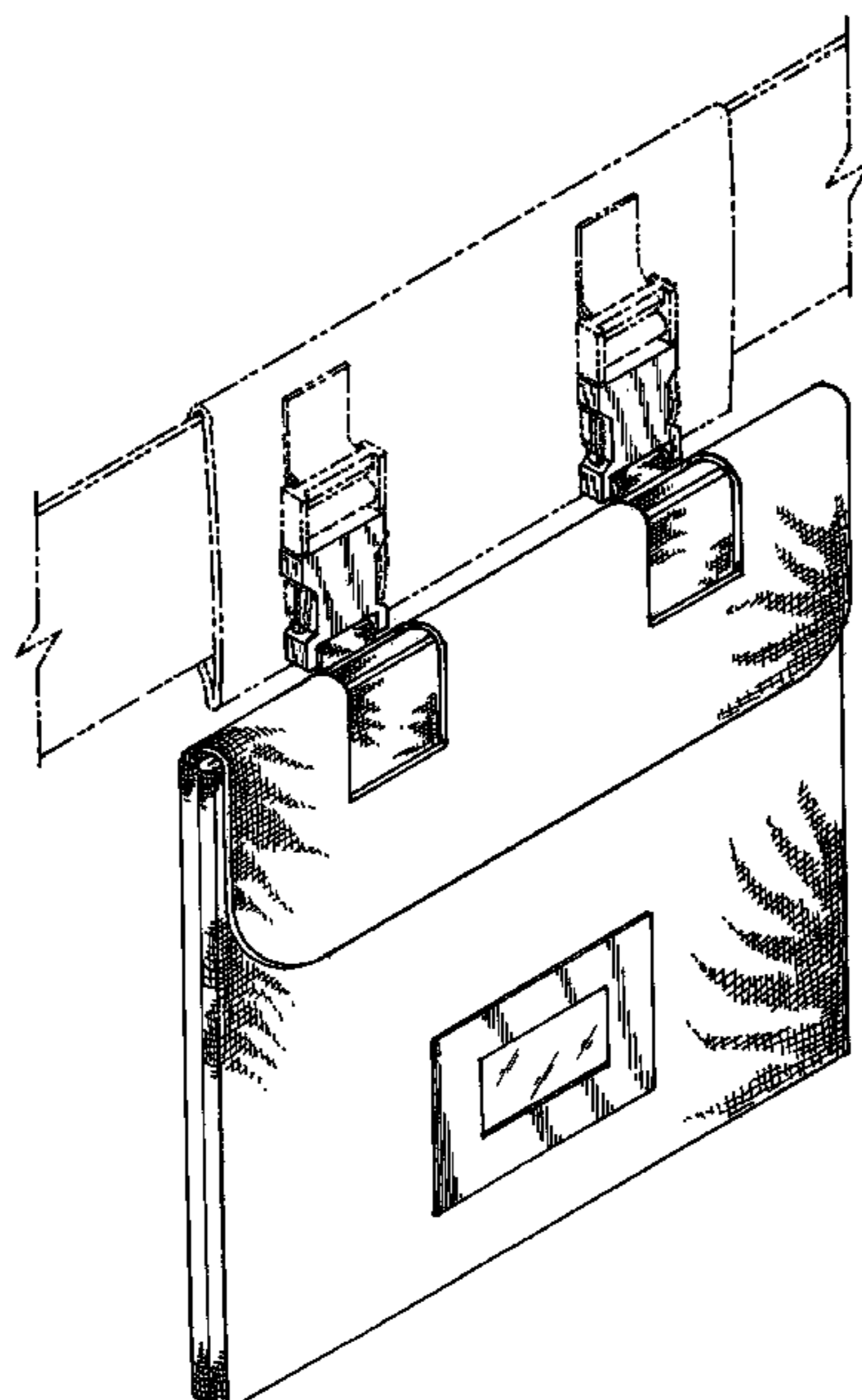
FIG. 5 is a top view thereof,

FIG. 6 is a bottom view thereof;

FIG. 7 is a front perspective view of the utility bag with cover flap and fasteners, having the cover flap closed, the attachable sleeve and utility belt shown in phantom comprising no part of the present invention; and,

FIG. 8 is a front perspective view of the utility bag with cover flap and fasteners, having the cover flap open, the attachable sleeve and utility belt shown in phantom comprising no part of the present invention.

**1 Claim, 8 Drawing Sheets**



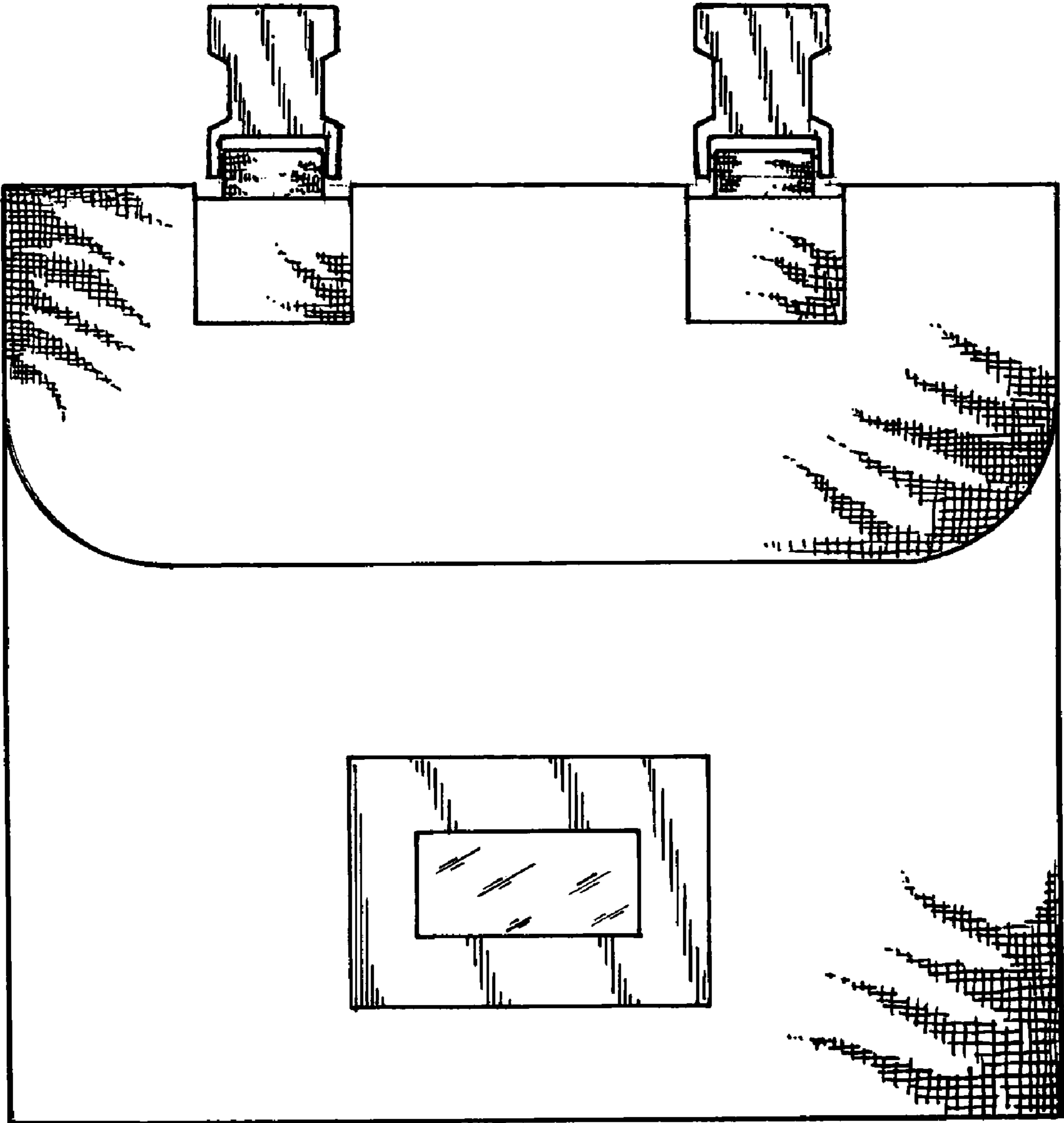


Fig. 1

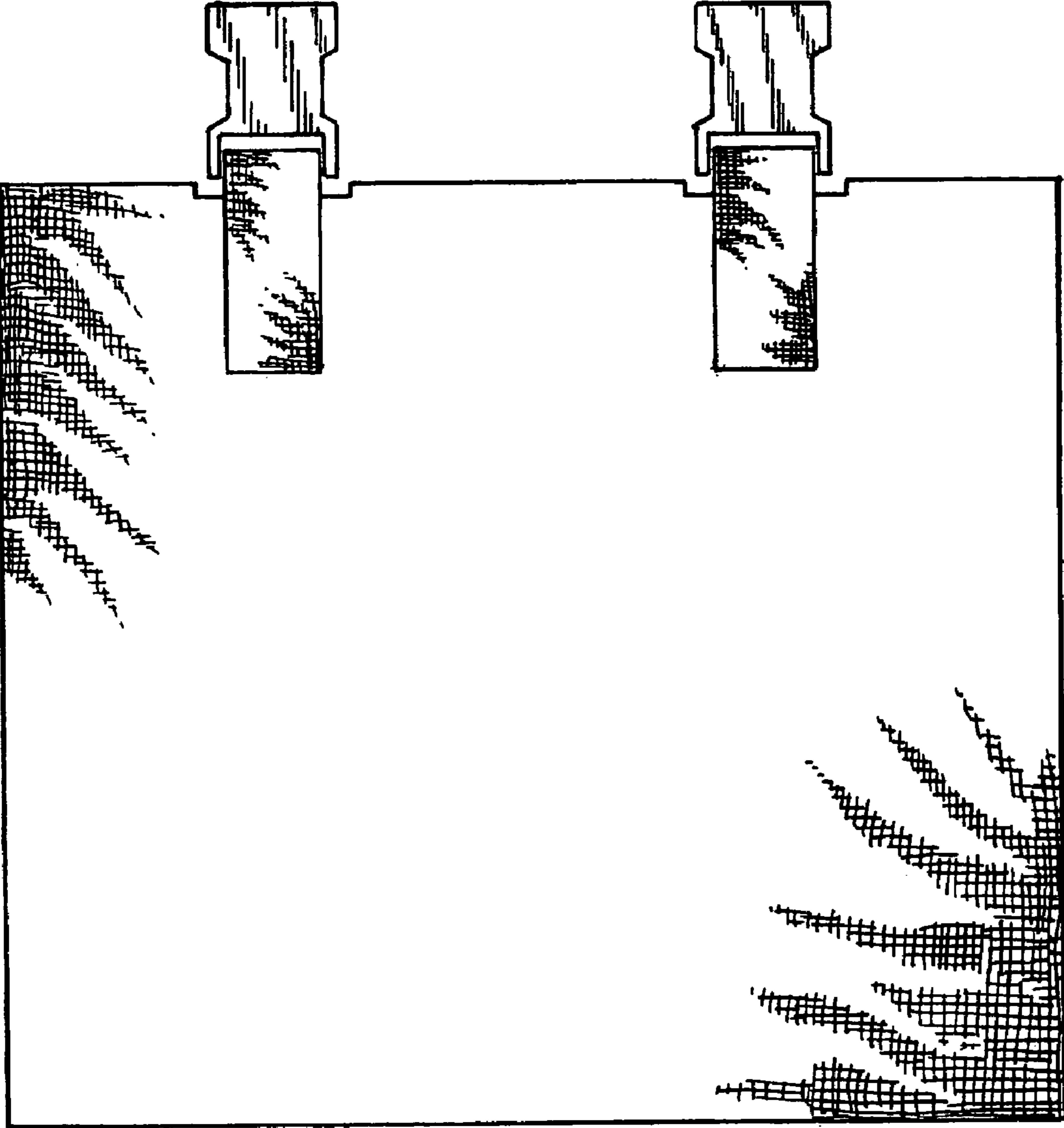


Fig. 2



Fig. 3



Fig. 4

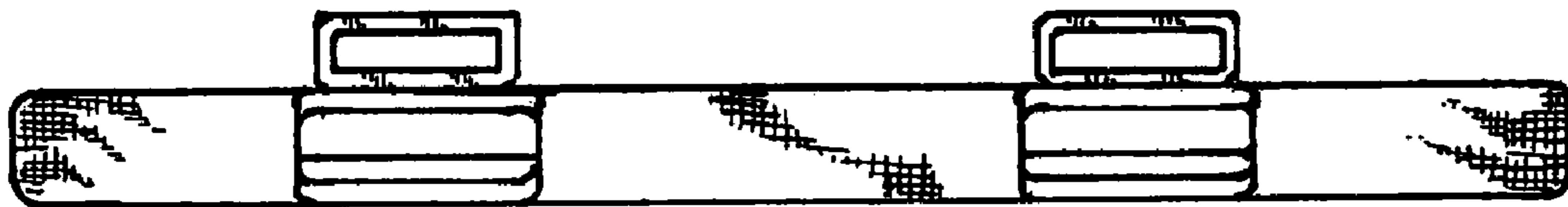


Fig. 5




Fig. 6

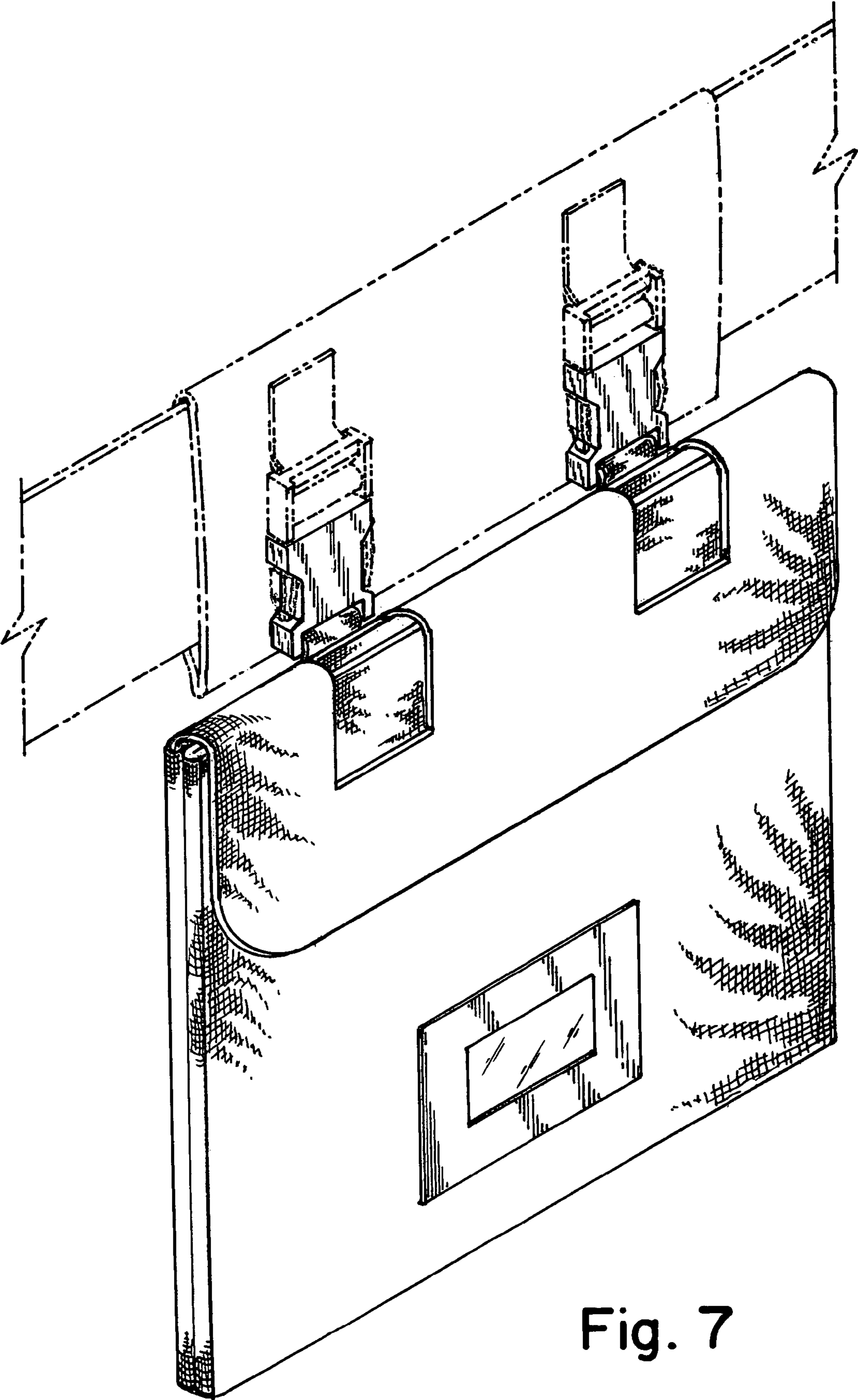


Fig. 7



