



US00D588801S

(12) **United States Design Patent**
Cicione

(10) **Patent No.:** **US D588,801 S**
(45) **Date of Patent:** **** Mar. 24, 2009**

(54) **UTILITY BAG WITH FASTENERS**

(76) Inventor: **Gregory J. Cicione**, 2407 Preston Rd.,
Eau Claire, WI (US) 54703

(**) Term: **14 Years**

(21) Appl. No.: **29/307,060**

(22) Filed: **Mar. 31, 2008**

(51) **LOC (9) Cl.** **03-01**

(52) **U.S. Cl.** **D3/228**

(58) **Field of Classification Search** D3/228,
D3/224, 226, 201-205, 232-248; 150/131-147,
150/110-113; 224/901, 904, 914, 922, 245,
224/674, 583, 240-24, 236, 232; 206/372-376
See application file for complete search history.

(56) **References Cited**

U.S. PATENT DOCUMENTS

D214,983 S *	8/1969	Knigge	D3/228
4,676,419 A	6/1987	Victor		
4,690,316 A	9/1987	Peterson		
4,747,527 A	5/1988	Trumpower, II		
D302,489 S	8/1989	Stone et al.		
4,923,105 A	5/1990	Snyder		
4,932,576 A	6/1990	Ashley		
4,953,765 A	9/1990	Little et al.		
5,004,136 A	4/1991	Leath		
5,201,448 A	4/1993	Schue		
D348,983 S	7/1994	Dancyger		
5,341,975 A	8/1994	Marinescu		
D350,849 S	9/1994	Dancyger		
D351,062 S *	10/1994	Shapland et al.	D3/233
5,501,379 A	3/1996	Munoz		

5,915,606 A	6/1999	Jensen		
6,179,185 B1	1/2001	Dancyger		
D450,449 S	11/2001	Godshaw et al.		
6,390,348 B1	5/2002	Godshaw et al.		
6,398,092 B1	6/2002	Ansley		
6,599,278 B1	7/2003	Nichols		
D480,868 S *	10/2003	Fulbright	D3/228
D482,196 S	11/2003	Cabrera et al.		
6,726,075 B1	4/2004	Patel et al.		
D549,959 S *	9/2007	Wood	D3/228
D572,467 S *	7/2008	Reichardt	D3/228

* cited by examiner

Primary Examiner—Catherine R Oliver

(74) *Attorney, Agent, or Firm*—Tipton L. Randall

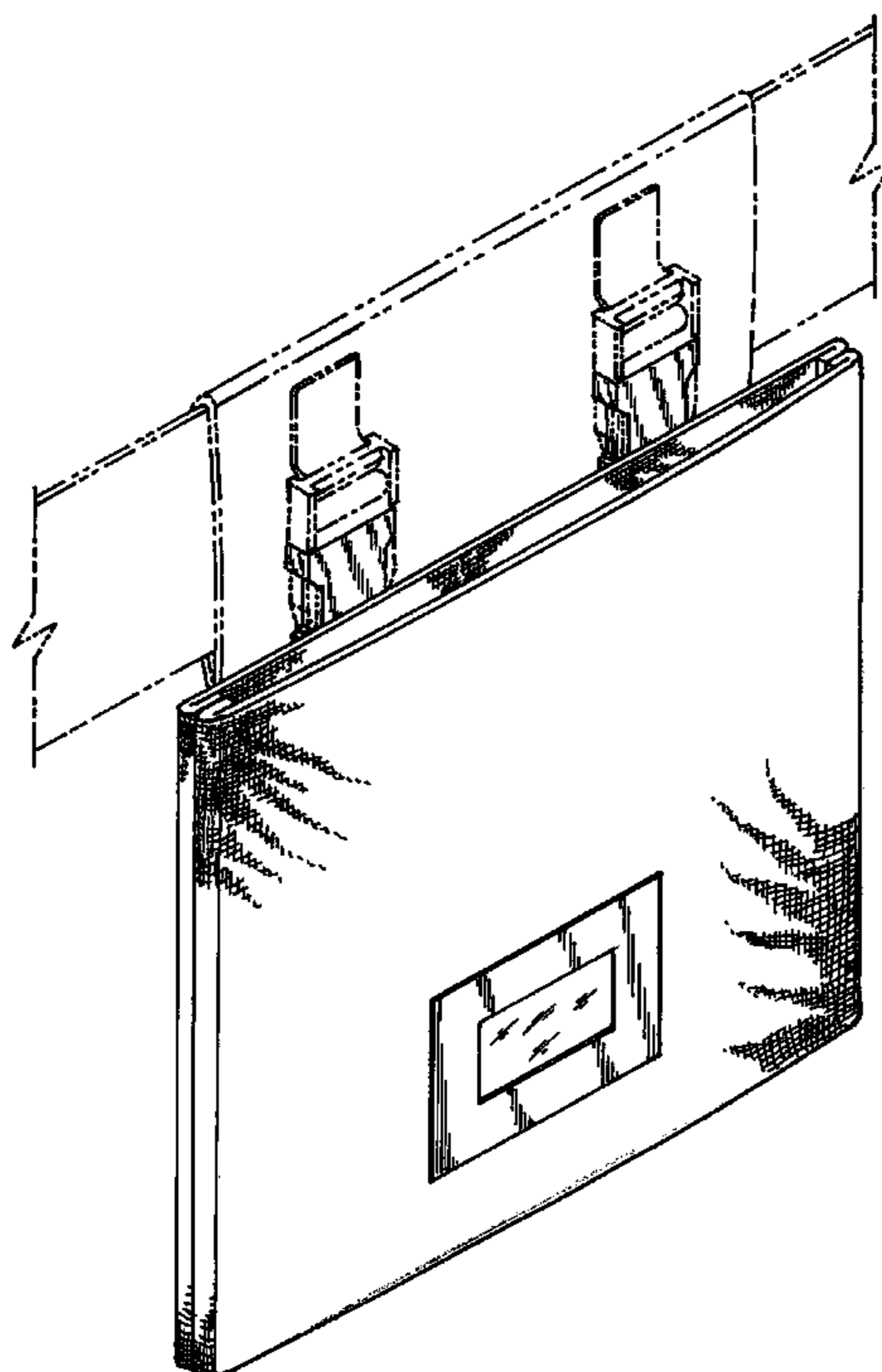
(57) **CLAIM**

The ornamental design for a utility bag with fasteners, as shown and described.

DESCRIPTION

FIG. 1 is a front elevational view of the utility bag with fasteners embodying my new design,
FIG. 2 is a rear elevational view thereof,
FIG. 3 is a right side view thereof,
FIG. 4 is a left side view thereof,
FIG. 5 is a top view thereof,
FIG. 6 is a bottom view thereof; and,
FIG. 7 is a front perspective view of the utility bag with fasteners, the attachable sleeve and utility belt shown in phantom comprising no part of the present invention.

1 Claim, 7 Drawing Sheets






Fig. 1

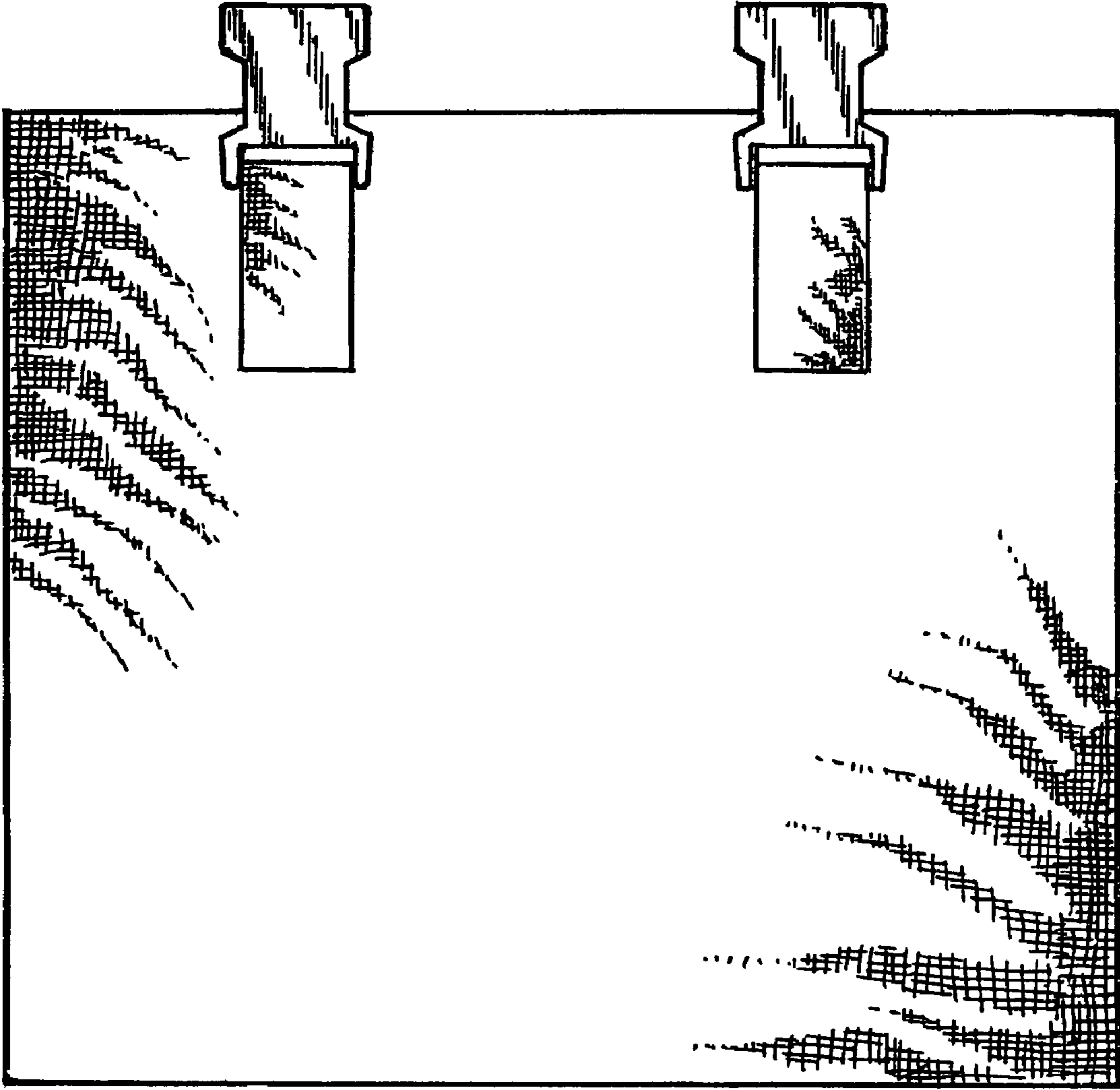


Fig. 2



Fig. 3



Fig. 4




Fig. 5




Fig. 6

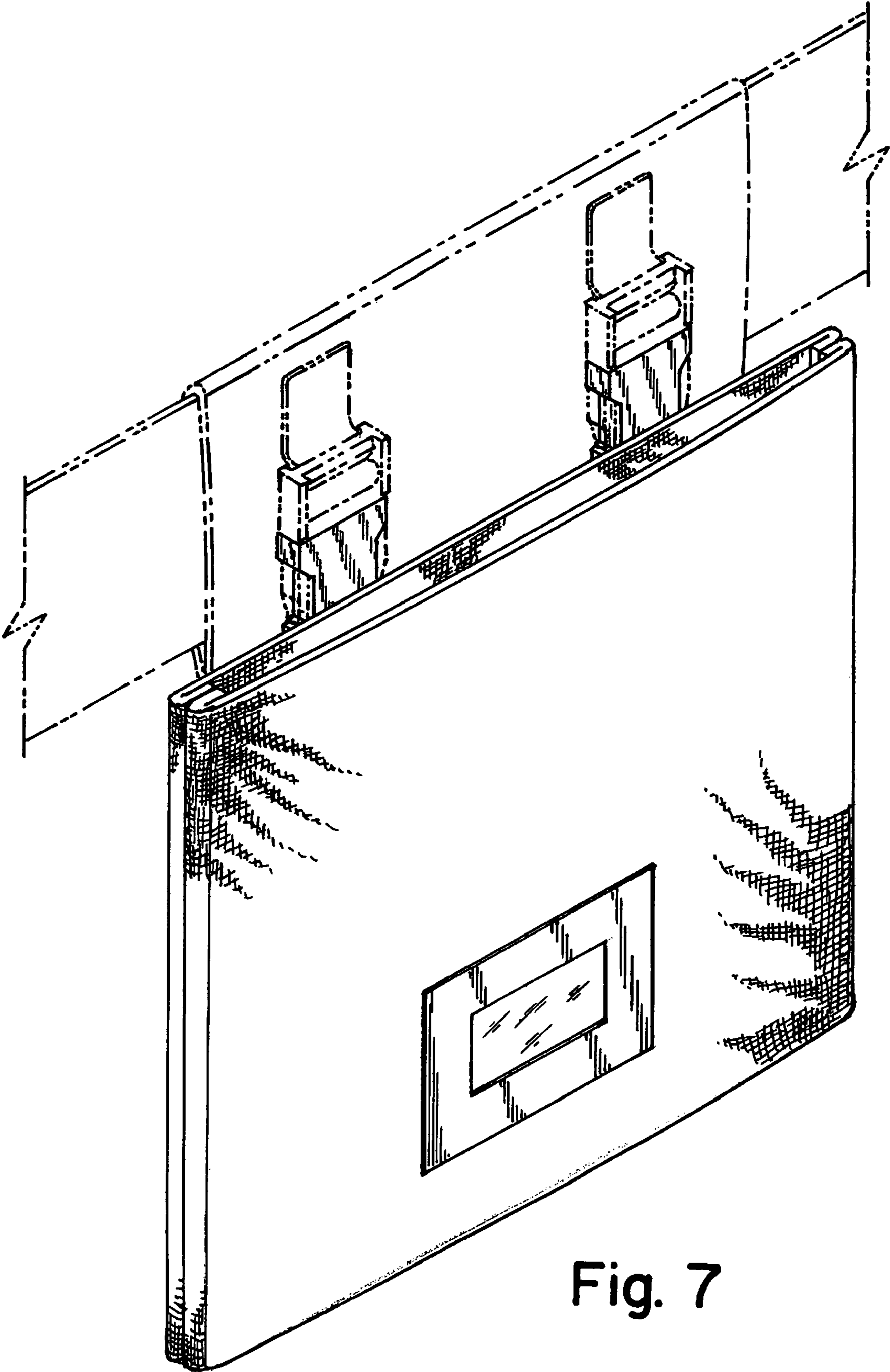


Fig. 7