



US00D588791S

(12) **United States Design Patent**
Nelson

(10) **Patent No.:** **US D588,791 S**
(45) **Date of Patent:** **** Mar. 24, 2009**

- (54) **SHOE OUTSOLE**
- (75) Inventor: **Craig Nelson**, Los Angeles, CA (US)
- (73) Assignee: **Skechers U.S.A., Inc. II**, Manhattan Beach, CA (US)
- (**) Term: **14 Years**
- (21) Appl. No.: **29/327,665**
- (22) Filed: **Nov. 11, 2008**
- (51) **LOC (9) Cl.** **02-04**
- (52) **U.S. Cl.** **D2/957; D2/951; D2/953; D2/960**
- (58) **Field of Classification Search** D2/947, D2/951, 953, 957, 960; 36/3 B, 22 R, 25 R, 36/59 C

See application file for complete search history.

(56) **References Cited**
U.S. PATENT DOCUMENTS

D76,541 S	10/1928	Hopwood	
D98,590 S	2/1936	Greenbaum	
D173,134 S *	10/1954	Babcock	D2/959
D173,581 S *	11/1954	Laybolt	D2/957
2,722,756 A	11/1955	Ecclesine	
D277,615 S *	2/1985	Gamm	D2/912
D287,303 S	12/1986	Peterson	
D296,151 S	6/1988	Mourad	
D339,460 S	9/1993	Kayano	
D363,371 S	10/1995	Werman	
D398,144 S	9/1998	Egelja	
D402,095 S	12/1998	Cretinon	
D404,551 S	1/1999	Greenberg	
D410,966 S	6/1999	Cretinon	
D412,778 S	8/1999	James	
D420,497 S	2/2000	Panella	
D423,201 S *	4/2000	Wilson	D2/957
D426,945 S *	6/2000	Edwards	D2/951
D427,758 S	7/2000	Schneider	
D428,688 S	8/2000	Egelja et al.	
D429,551 S	8/2000	Wilson	
D431,894 S	10/2000	Begg, II et al.	
D432,294 S	10/2000	Wilson	

D439,032 S	3/2001	Kung	
D440,748 S *	4/2001	Morgan	D2/957
D447,327 S	9/2001	Greenberg	
D450,914 S *	11/2001	Wilson	D2/959
D454,426 S *	3/2002	Wilson	D2/957
D459,065 S *	6/2002	Wilson	D2/960
D460,608 S *	7/2002	Laberge et al.	D2/957
D462,157 S	9/2002	Burt	
D464,477 S *	10/2002	Adams	D2/960
D468,083 S	1/2003	Morais	
D469,598 S *	2/2003	Wilson	D2/960
D469,599 S *	2/2003	Wilson	D2/960
D469,949 S *	2/2003	Koo	D2/960
D470,297 S *	2/2003	Wilson	D2/960
D473,042 S *	4/2003	Wilson	D2/960
D473,047 S *	4/2003	Wilson	D2/977
D487,334 S	3/2004	Issler	

(Continued)

Primary Examiner—Celia A Murphy
(74) *Attorney, Agent, or Firm*—Marshall A. Lerner; Marvin H. Kleinberg; Kleinberg & Lerner, LLP

(57) **CLAIM**

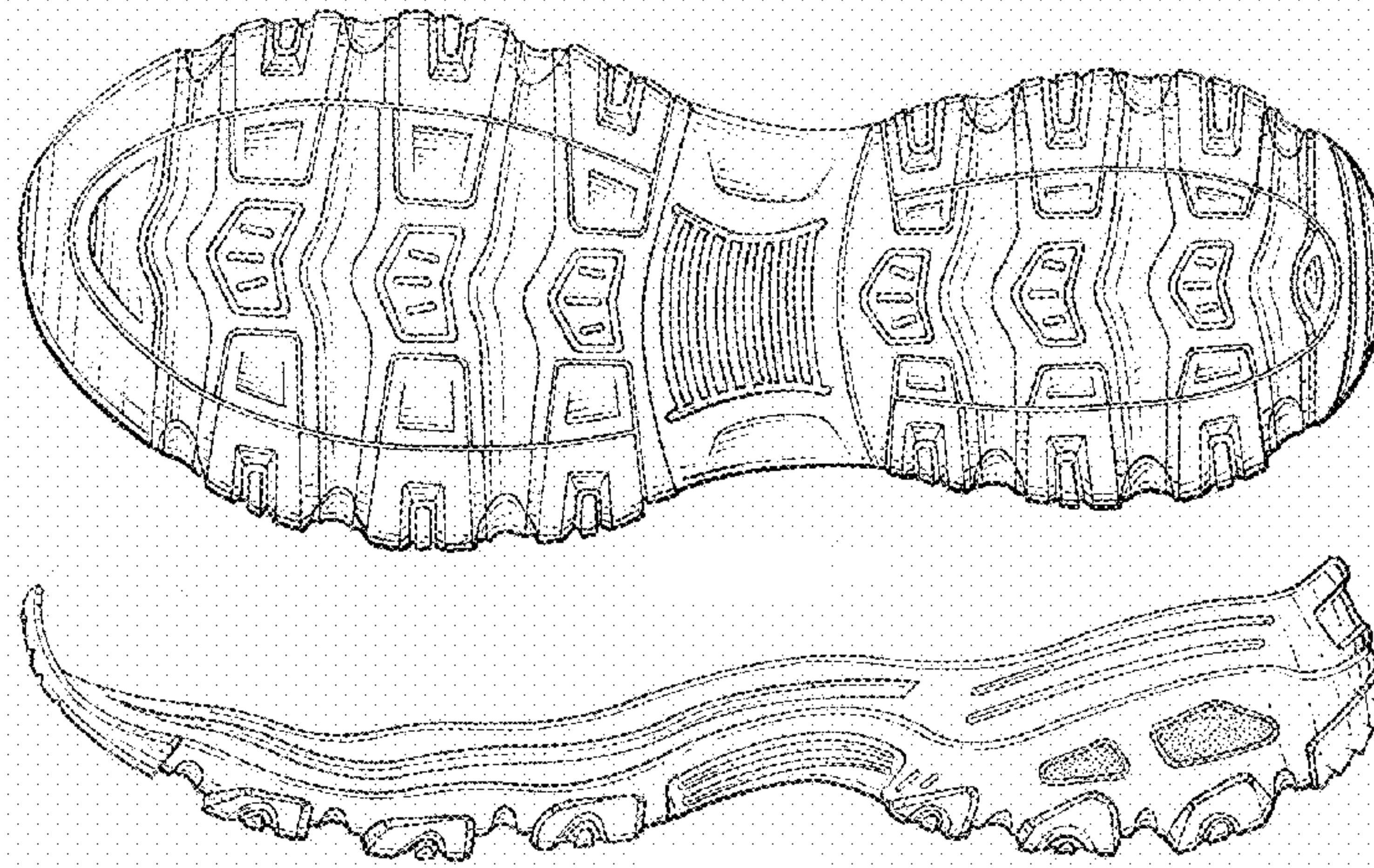
The ornamental design for a shoe outsole, as shown and described.

DESCRIPTION

FIG. 1 is a perspective view of a footwear sole embodying my new design;
FIG. 2 is a top plan view thereof;
FIG. 3 is a right side view thereof;
FIG. 4 is a left side view thereof;
FIG. 5 is a front view thereof; and,
FIG. 6 is a rear view thereof.

Broken lines in the figures are for illustrative purposes only and form no part of the claimed invention.

1 Claim, 3 Drawing Sheets



US D588,791 S

Page 2

U.S. PATENT DOCUMENTS			
D487,612 S	3/2004	Matis	
D490,596 S	6/2004	Belley et al.	
D496,525 S *	9/2004	Dykstra	D2/960
D498,042 S	11/2004	Recchi	
D498,905 S *	11/2004	Wilson	D2/957
D501,708 S	2/2005	Andrews-Kramer	
D504,205 S	4/2005	Andrews-Kramer	
D505,249 S	5/2005	Urie	
D506,306 S	6/2005	Teague	
D509,049 S *	9/2005	McClaskie	D2/957
D520,220 S *	5/2006	Morgan et al.	D2/957
D520,721 S *	5/2006	White et al.	D2/957
D530,492 S *	10/2006	McClaskie	D2/957
D530,891 S *	10/2006	Matis et al.	D2/953
D546,533 S	7/2007	Chen	
D554,840 S	11/2007	McClaskie	
D561,434 S	2/2008	Fujita et al.	
D569,595 S	5/2008	Le	
D570,584 S	6/2008	Gay	
D574,131 S	8/2008	Banik et al.	
D574,584 S *	8/2008	Earle	D2/957
2001/0032400 A1 *	10/2001	BROOKS	36/102
2003/0182820 A1 *	10/2003	Fuerst et al.	36/11.5

* cited by examiner

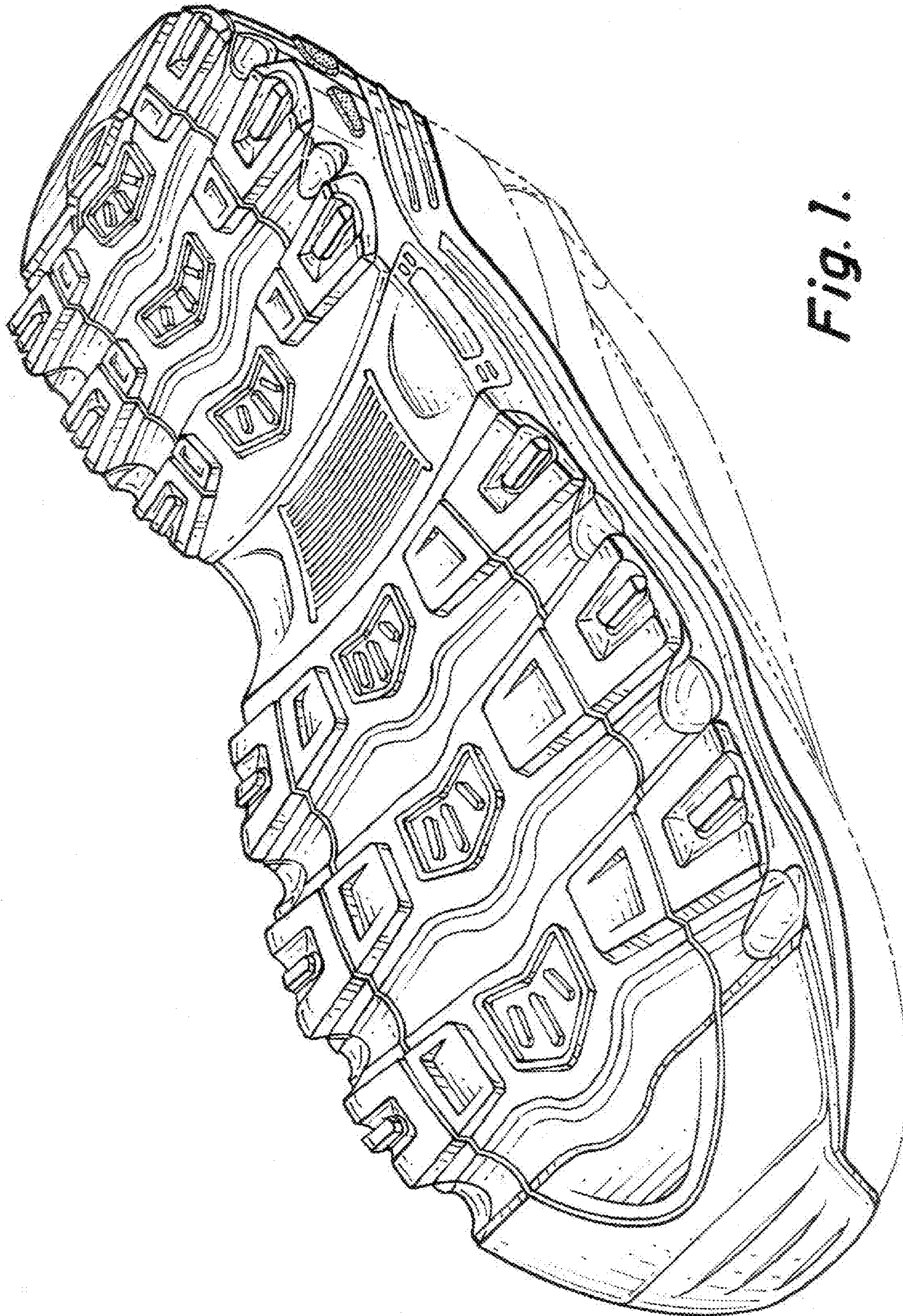


Fig. 1.

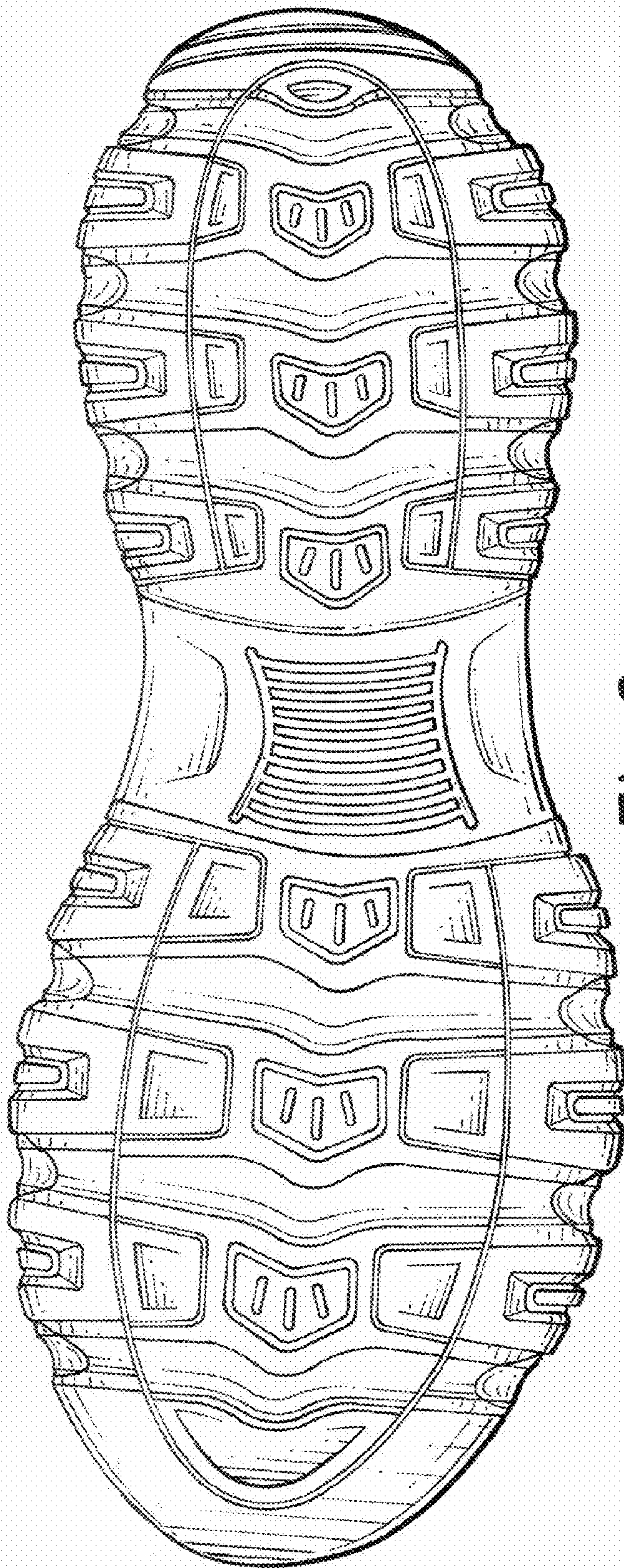


Fig. 2.

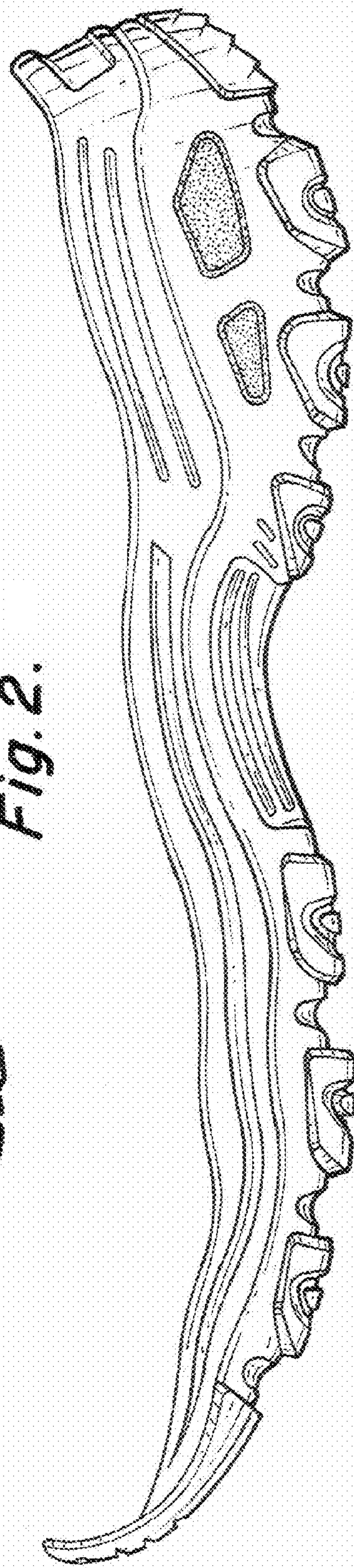


Fig. 3.

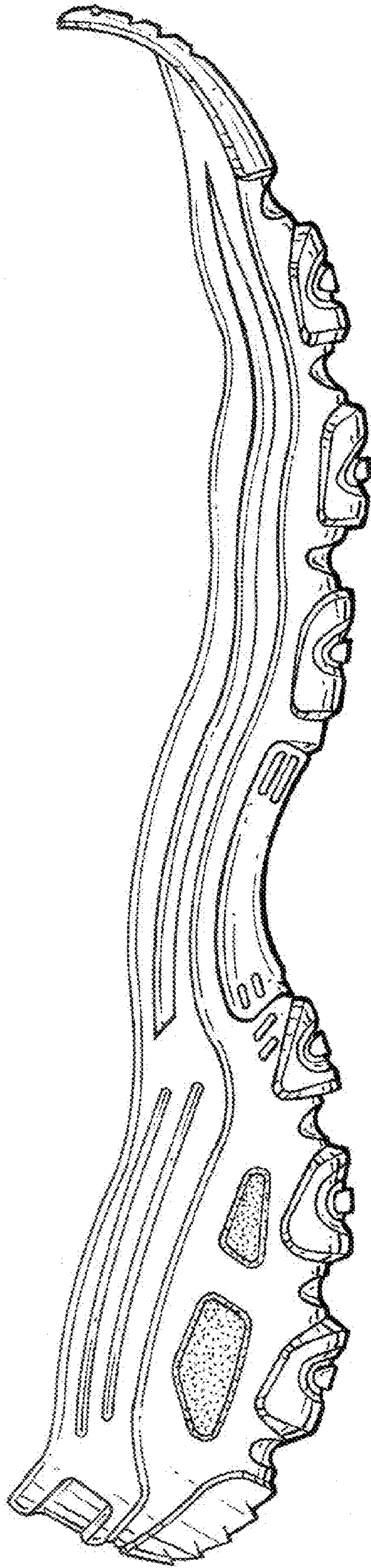


Fig. 4.

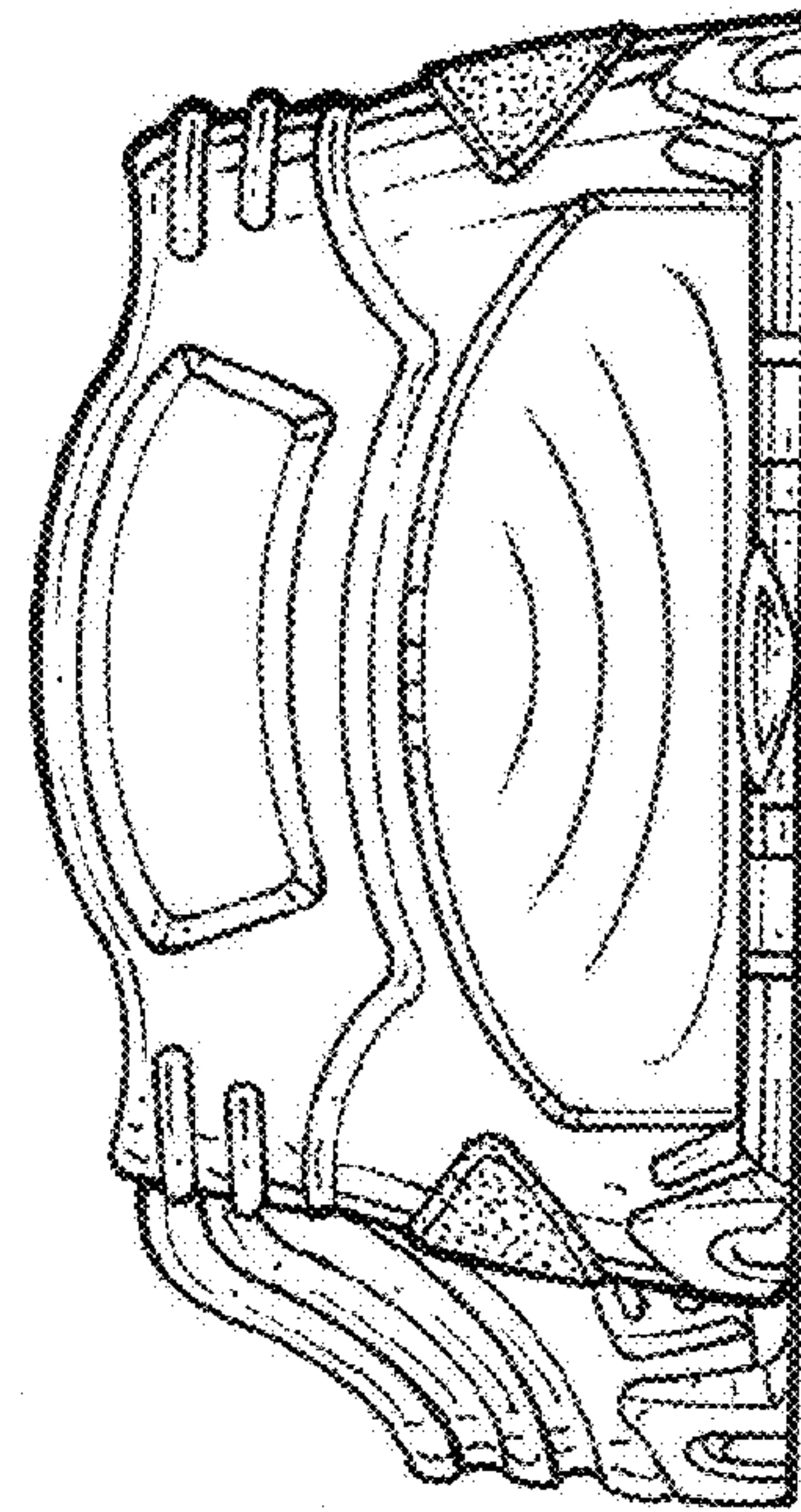


Fig. 6.

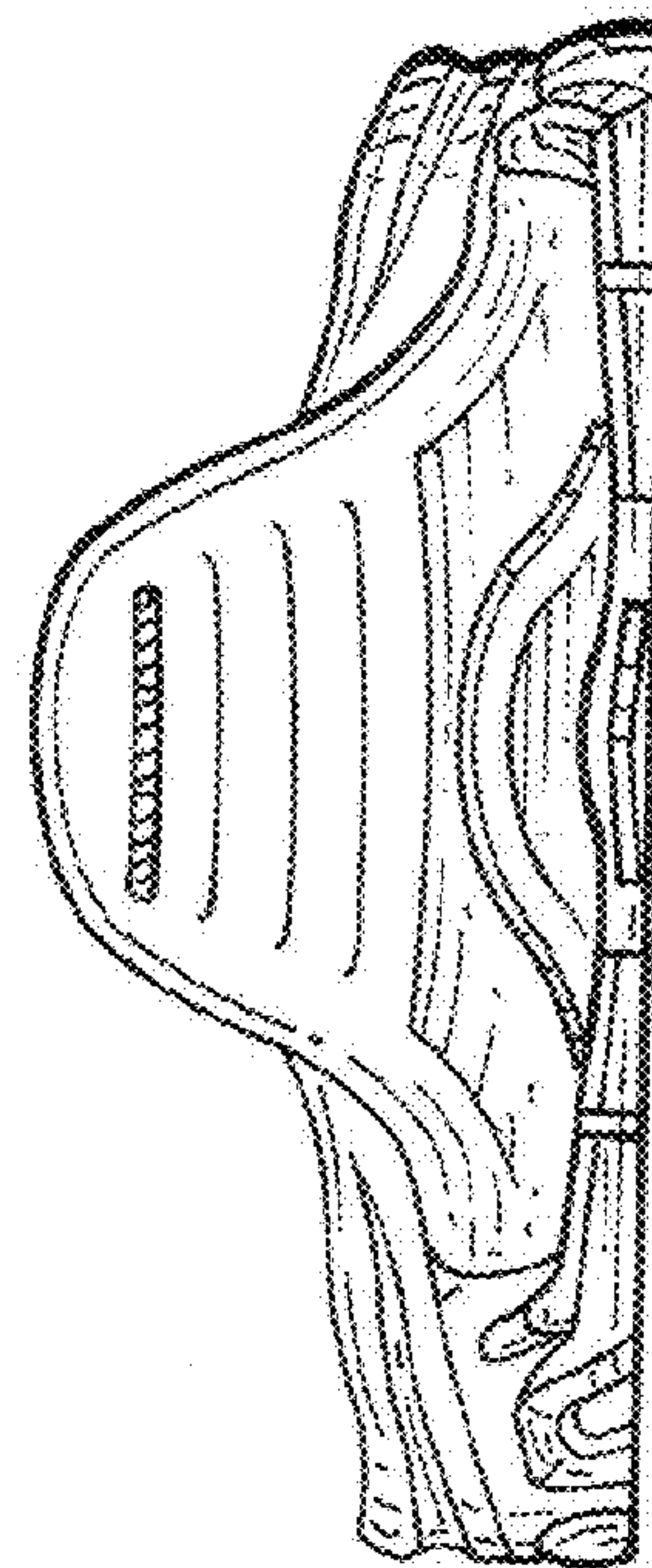


Fig. 5.