



US00D588786S

(12) **United States Design Patent**
Bond

(10) **Patent No.:** **US D588,786 S**
(45) **Date of Patent:** **** Mar. 24, 2009**

(54) **BILL TRIM FOR HEADWEAR**

(75) Inventor: **John C Bond**, Denver, CO (US)

(73) Assignee: **Pukka, Inc.**, Findlay, OH (US)

(**) Term: **14 Years**

(21) Appl. No.: **29/296,603**

(22) Filed: **Oct. 24, 2007**

(51) **LOC (9) Cl.** **02-03**

(52) **U.S. Cl.** **D2/893**

(58) **Field of Classification Search** D2/865,
D2/866, 871, 872, 873, 875, 876, 879, 882,
D2/884, 887, 888, 890, 891, 892, 893, 895;
2/10, 171, 171.1, 171.4, 171.5, 195.1, 195.3,
2/195.6, 200.1, 209.11, 209.12, 209.5, 209.7,
2/909, 246, 247, 249-253; 362/106

See application file for complete search history.

(56) **References Cited**

U.S. PATENT DOCUMENTS

- 1,202,307 A * 10/1916 Pachner 2/10
- D77,666 S * 2/1929 Bender D2/876
- 4,878,274 A * 11/1989 Patricy 24/306
- D309,523 S * 7/1990 Martin D2/884
- D342,595 S * 12/1993 Day D2/891
- 5,313,668 A * 5/1994 Bogan et al. 2/181.4
- 5,581,813 A * 12/1996 Henschel 2/195.1
- 5,600,854 A * 2/1997 Henrekin 2/195.2
- D386,889 S * 12/1997 Bell D2/884
- D401,137 S * 11/1998 Boelling D8/394
- D405,239 S * 2/1999 Kostinko D2/882
- D405,590 S * 2/1999 Bartz D2/883
- D411,578 S * 6/1999 Silverman D2/882
- 5,915,535 A * 6/1999 Henrekin-Jordan 2/195.2
- 6,029,321 A * 2/2000 Fisher 24/306
- 6,044,495 A * 4/2000 Ellman et al. 2/195.1
- 6,158,055 A * 12/2000 Park 2/195.1
- D438,366 S * 3/2001 Park D2/893
- D445,559 S * 7/2001 Nam D2/869
- D445,560 S * 7/2001 Nam D2/869
- D453,608 S * 2/2002 Park D2/866

- D453,609 S * 2/2002 Sisera et al. D2/869
- D457,712 S * 5/2002 Glaser D2/869
- D474,328 S * 5/2003 Park D2/893
- 6,557,180 B2 * 5/2003 Hall McKenzie 2/195.1
- D478,710 S * 8/2003 Yan D2/882
- D491,714 S * 6/2004 Upcott D2/875
- D514,282 S * 2/2006 Broome D2/876
- 6,993,794 B2 * 2/2006 Hall et al. 2/195.1
- 6,994,445 B1 * 2/2006 Pomes 362/106
- D517,781 S * 3/2006 Ortley et al. D2/882

(Continued)

FOREIGN PATENT DOCUMENTS

EM 000441761-0001 * 12/2005

Primary Examiner—Elizabeth A Albert

Assistant Examiner—Karen E Eldridge Powers

(74) *Attorney, Agent, or Firm*—Steptoe & Johnson PLLC

(57) **CLAIM**

The ornamental design for bill trim for headwear, as shown and described.

DESCRIPTION

FIG. 1 is a bottom front perspective view of bill trim for headwear showing my new design;

FIG. 2 is a bottom plan view thereof;

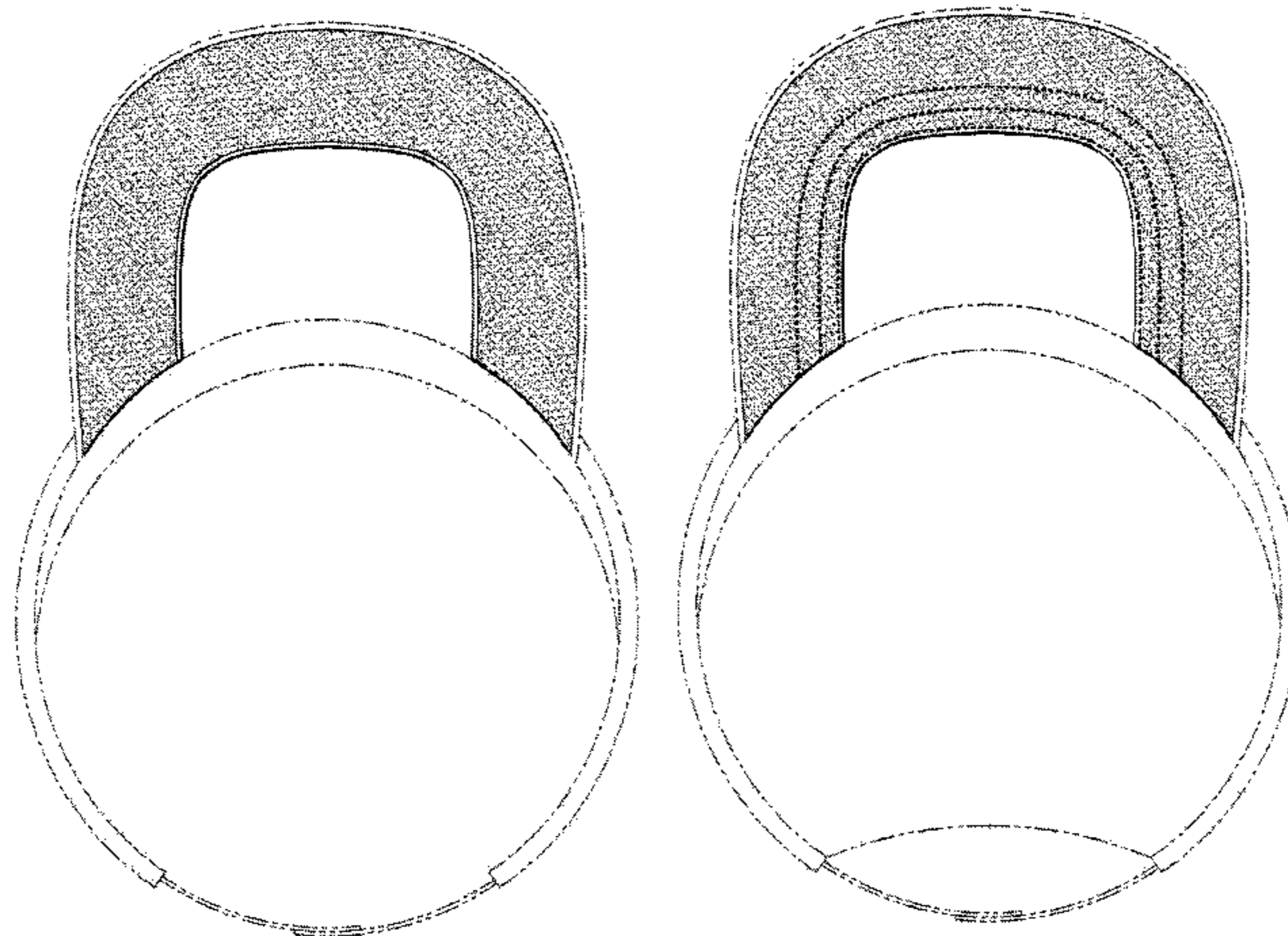
FIG. 3 is a bottom front perspective view of bill trim for headwear showing an alternative embodiment of my new design; and,

FIG. 4 is a bottom plan view thereof.

The stippled pattern shown in the drawings represents surface texture.

The long-short broken line showing of a visor in FIGS. 1 and 2 and of a cap in FIGS. 3 and 4 illustrates environmental matter and forms no part of the claimed design. The three evenly-segmented broken lines running parallel to the central white portion of the bill in FIGS. 3 and 4 represent stitching, and are part of the claimed design.

1 Claim, 4 Drawing Sheets



US D588,786 S

Page 2

U.S. PATENT DOCUMENTS

D523,612 S *	6/2006	Steger	D2/882	D553,829 S *	10/2007	Cruikshank	D2/882
D538,011 S *	3/2007	Yan	D2/882	2004/0154073 A1 *	8/2004	Hall et al.	2/200.1
7,191,702 B2 *	3/2007	Kercher	101/129	2006/0185061 A1 *	8/2006	Wakefield	2/195.1
D544,181 S *	6/2007	Cerullo et al.	D2/891				

* cited by examiner

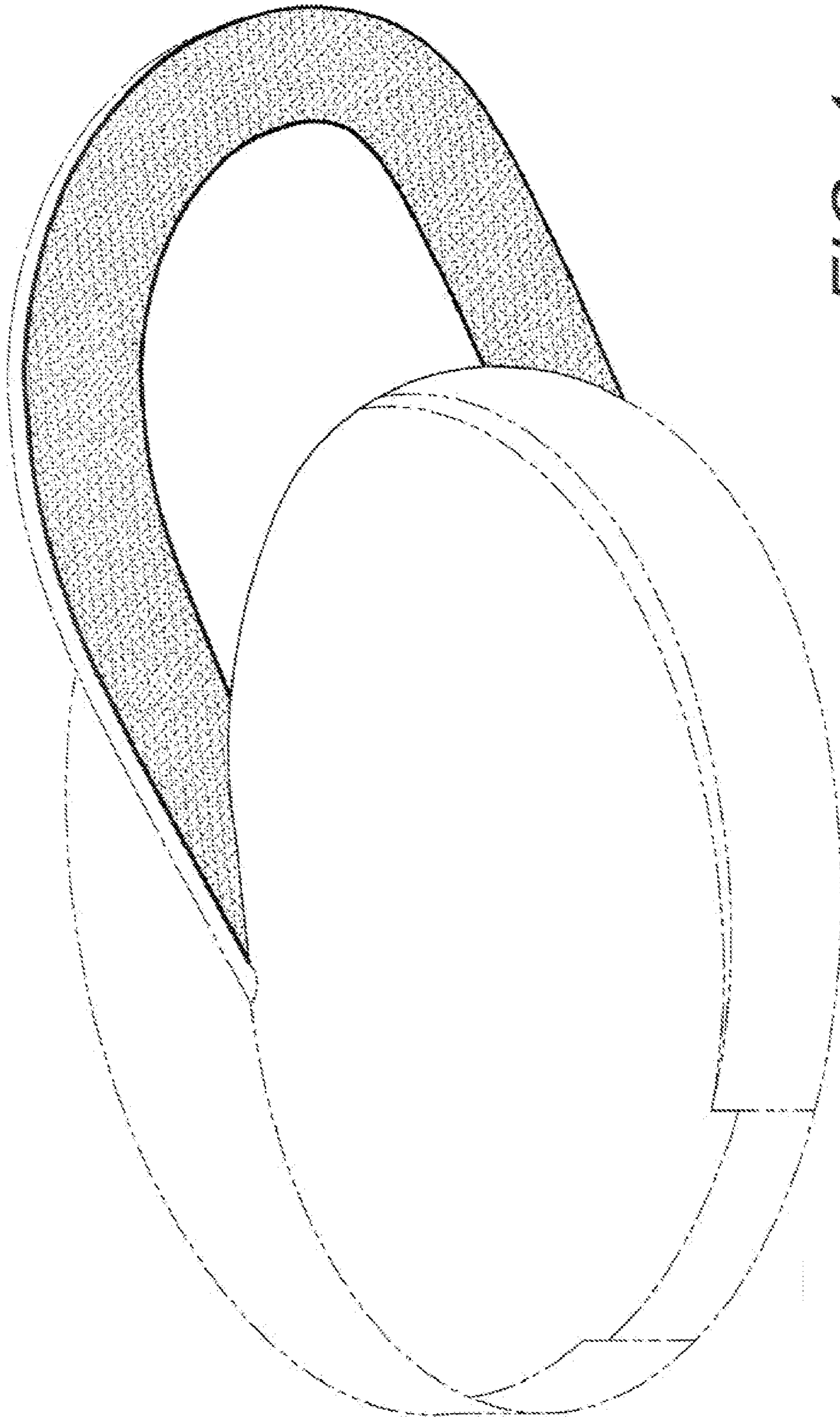


FIG. 1

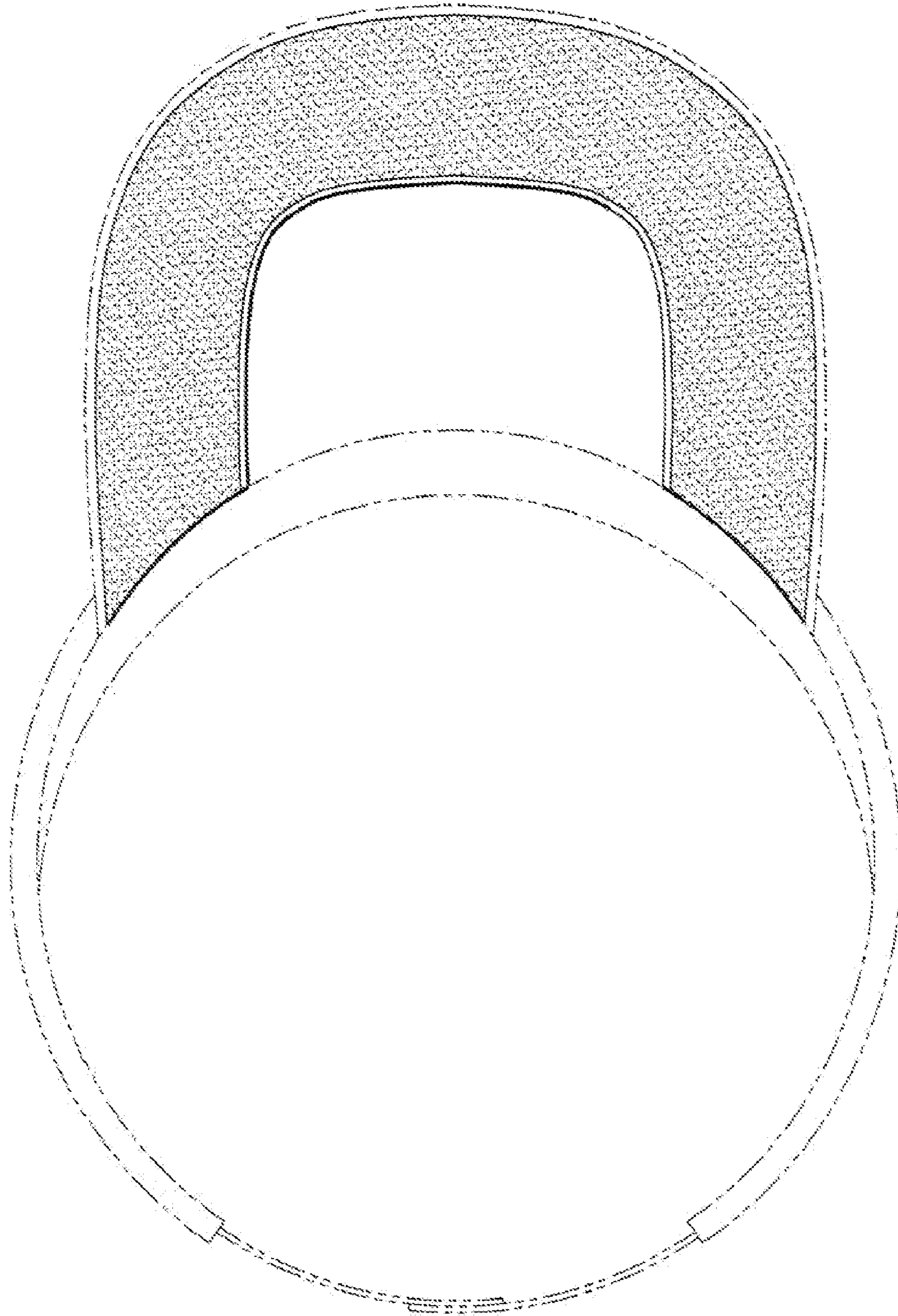


FIG. 2

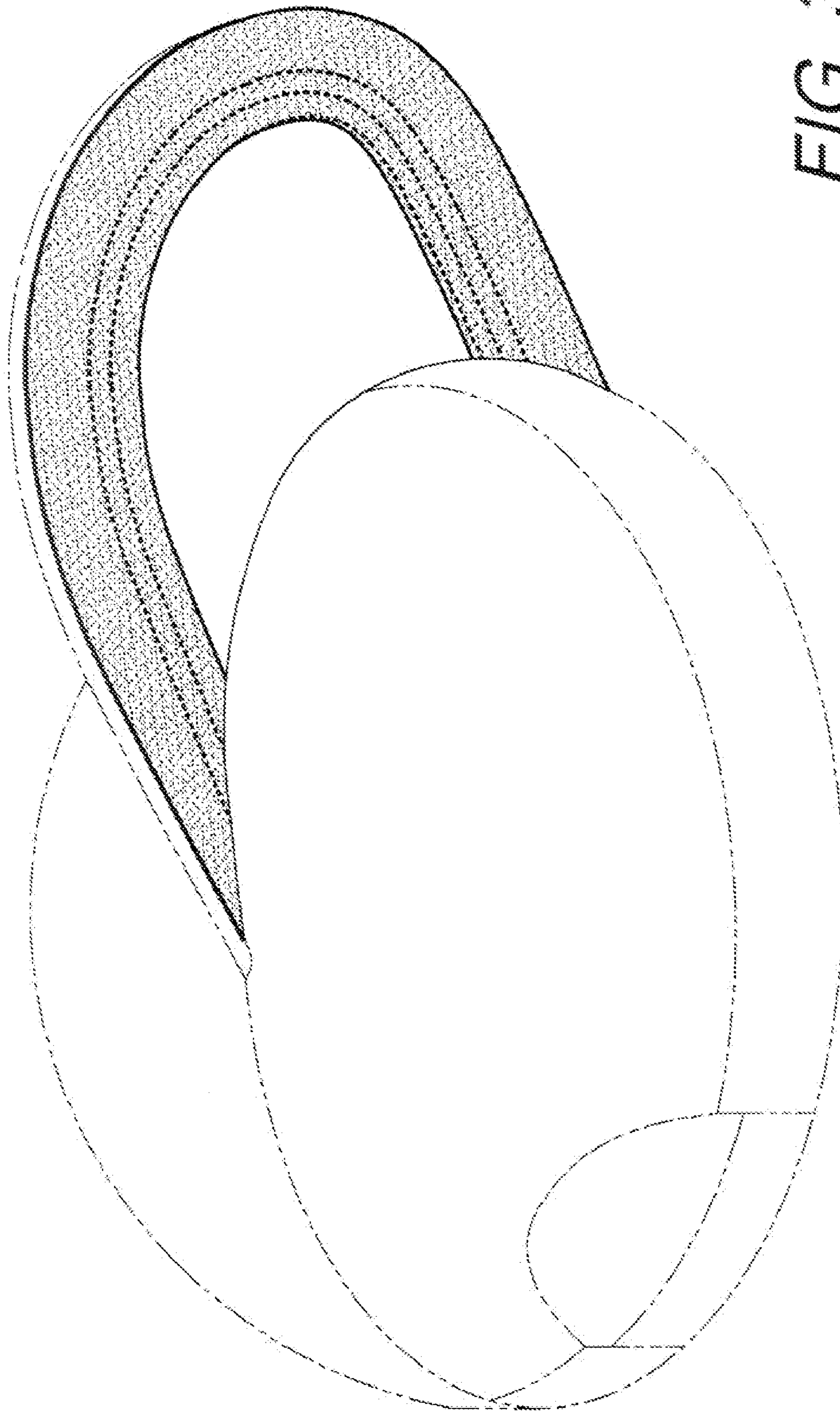


FIG. 3

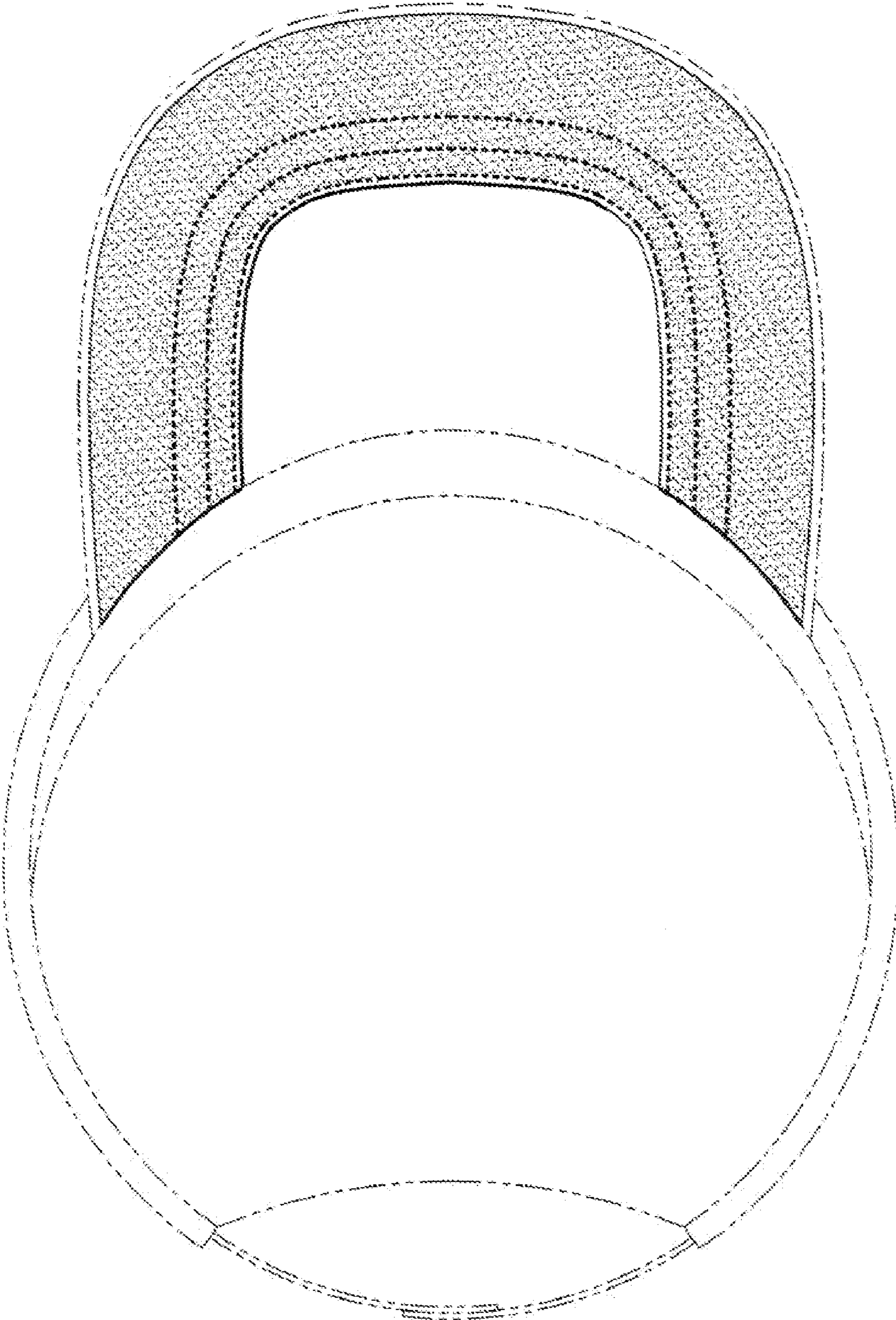


FIG. 4