



US00D588769S

(12) **United States Design Patent**
Nourollah et al.

(10) **Patent No.:** **US D588,769 S**

(45) **Date of Patent:** **** Mar. 17, 2009**

(54) **SPONGE GLOVE**

(76) Inventors: **Arash Nourollah**, 10985 Sunset, Los Angeles, CA (US) 90077; **David Kwan**, 10985 Sunset Blvd., Los Angeles, CA (US) 90077

(**) Term: **14 Years**

(21) Appl. No.: **29/305,720**

(22) Filed: **Mar. 26, 2008**

(51) **LOC (9) Cl.** **07-05**

(52) **U.S. Cl.** **D32/43; D32/40**

(58) **Field of Classification Search** D32/35, D32/40, 43; D28/63; D29/117.1-117.2; D2/610, 621, 159, 161.3, 162, 161.6, 168, D2/161.8, 617; 15/104.94, 227, 209.1, 110, 15/210.1, 229.13

See application file for complete search history.

(56) **References Cited**

U.S. PATENT DOCUMENTS

D271,060 S * 10/1983 Sami D32/40
5,682,837 A * 11/1997 Courtney et al. 119/625

D389,603 S * 1/1998 Roman et al. D28/63
D447,298 S * 8/2001 Swoboda D32/40
D454,237 S * 3/2002 Brown D32/40
D457,705 S * 5/2002 Haslet et al. D32/40
D471,333 S * 3/2003 Brown D32/40
D502,579 S * 3/2005 Honermann D32/40
D510,164 S * 9/2005 Melton D32/43

* cited by examiner

Primary Examiner—Pamela J Burgess

(74) *Attorney, Agent, or Firm*—Michael N. Cohen

(57) **CLAIM**

I claim the ornamental design for a sponge glove, as shown and described.

DESCRIPTION

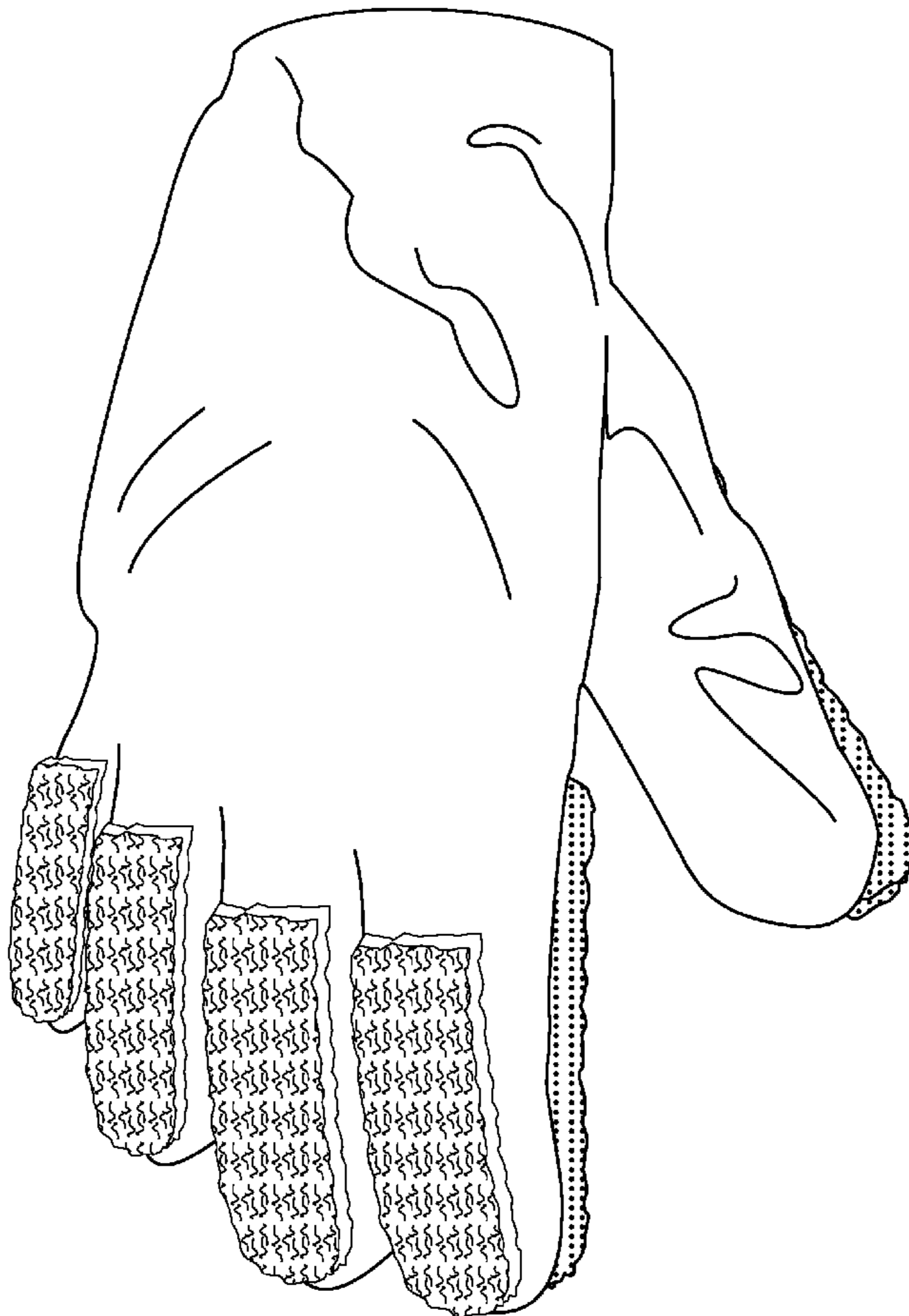
FIG. 1 is a downward prone perspective view of the sponge glove;

FIG. 2 is an upward prone perspective view of FIG. 1; and,

FIG. 3 is a side supine view of FIG. 1.

The sponge glove is characterized by outer and inner sponge tips.

1 Claim, 3 Drawing Sheets



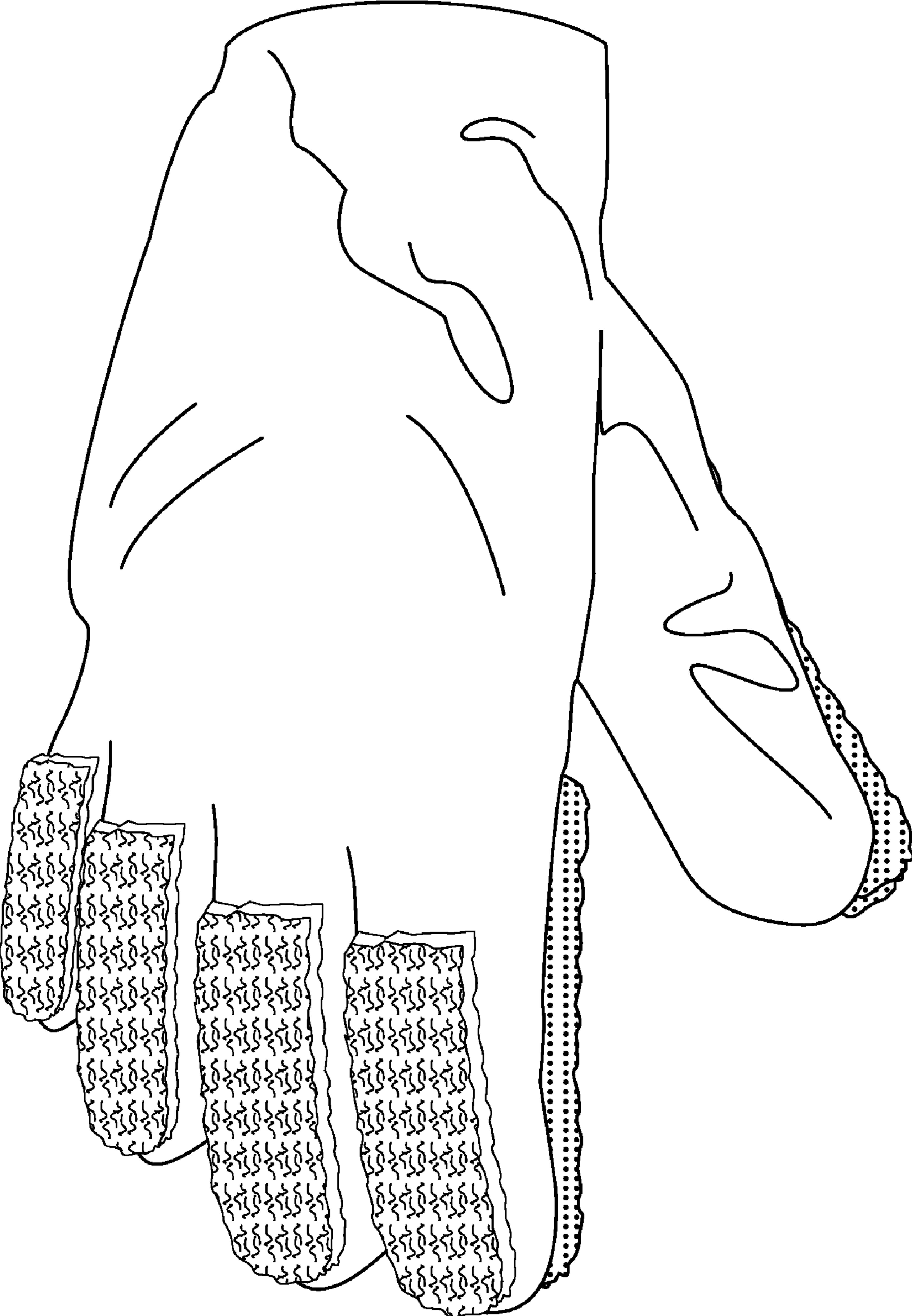


FIG. 1

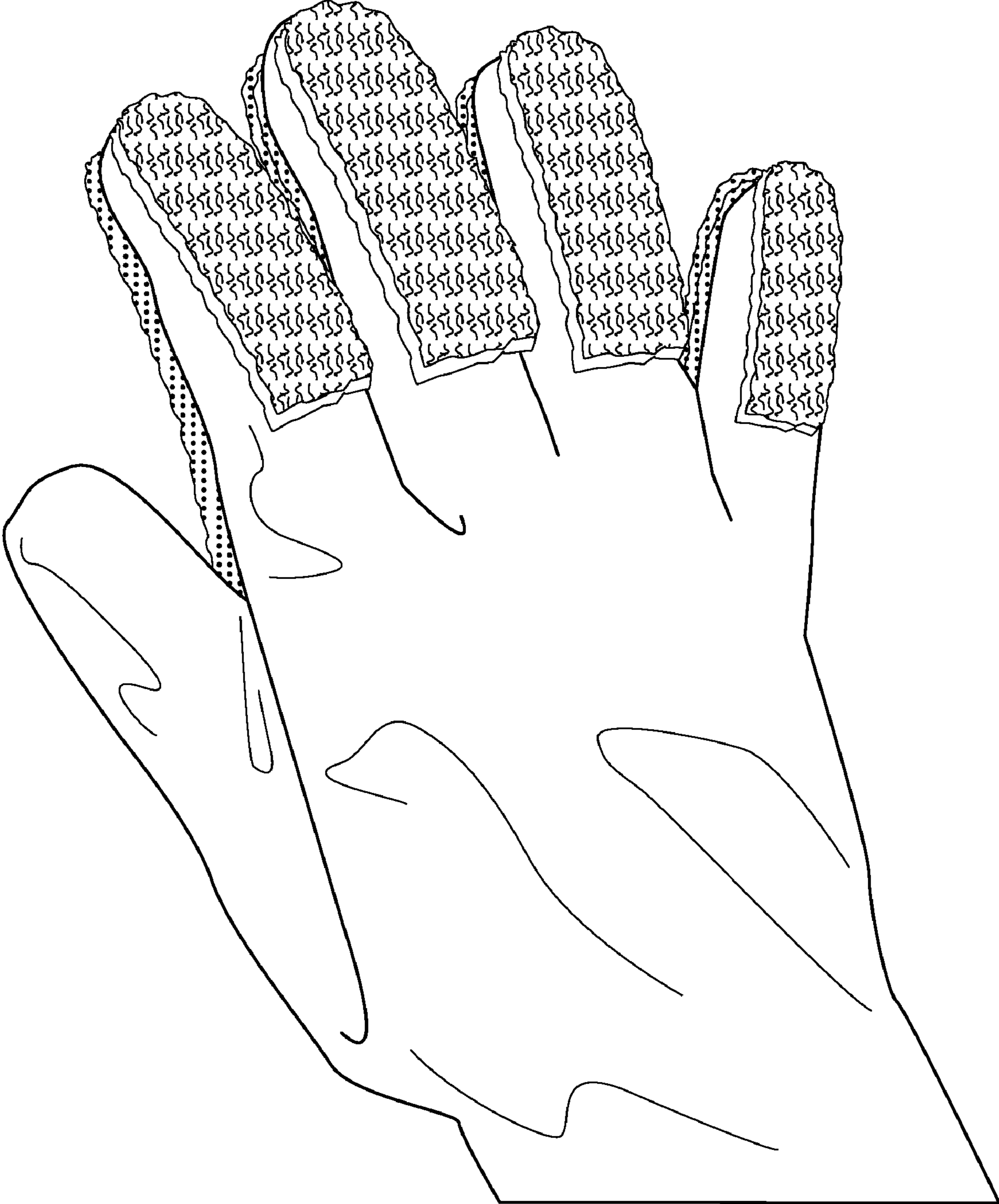


FIG. 2

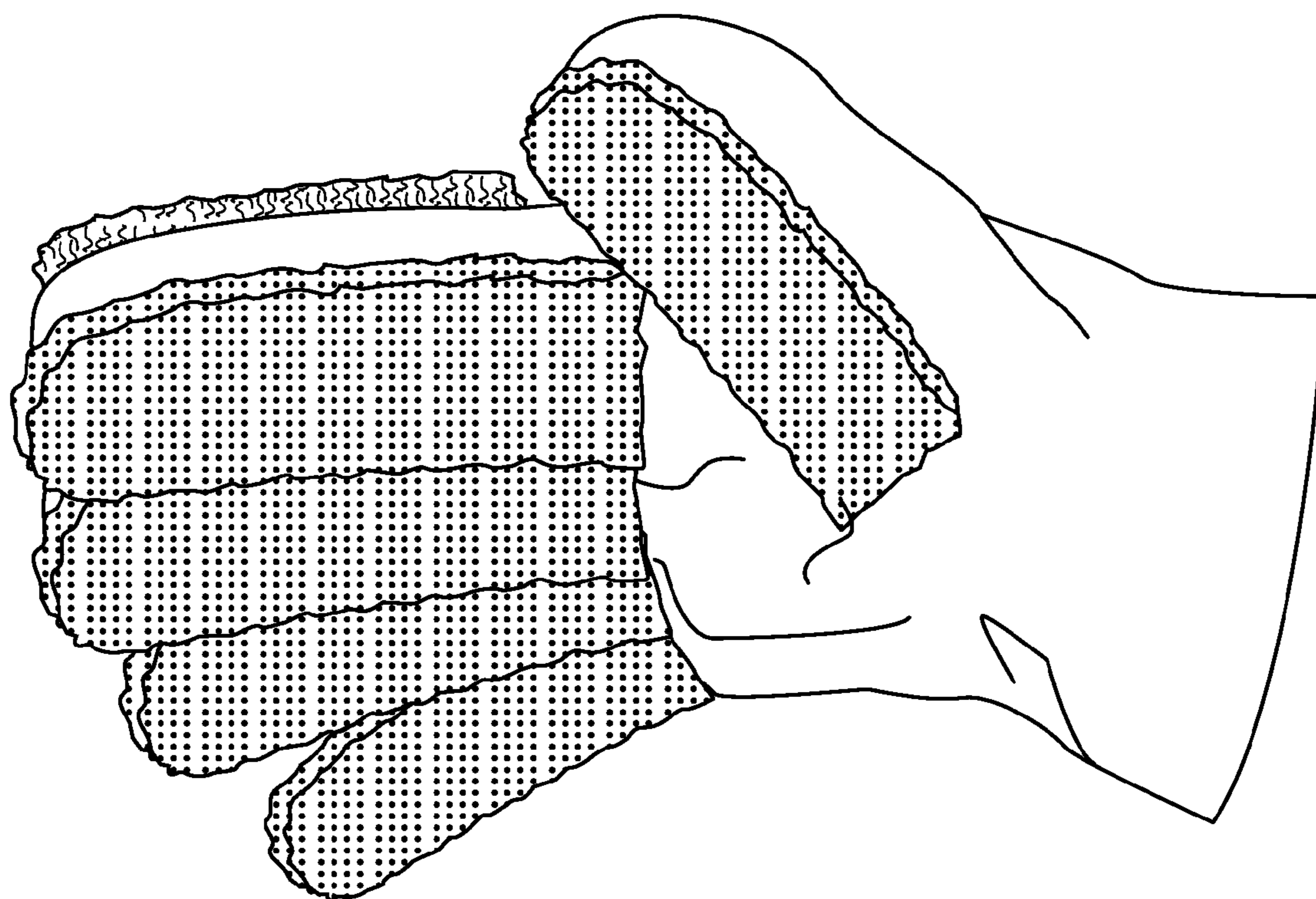


FIG. 3