



US00D588751S

(12) **United States Design Patent**
Mongeon et al.

(10) **Patent No.:** **US D588,751 S**
(45) **Date of Patent:** **** Mar. 17, 2009**

(54) **COSMETIC CONTAINER**

(75) Inventors: **Murphy Greene Mongeon**, Baltimore, MD (US); **Mark Jay Barnes**, BelAir, MD (US); **Adriana Altuve-Blanco**, Abingdon, MD (US); **Michael Vincent Voelker**, Towson, MD (US); **Scott Beckerman**, Jersey City, NJ (US)

(73) Assignee: **The Procter & Gamble Company**, Cincinnati, OH (US)

(**) Term: **14 Years**

(21) Appl. No.: **29/304,299**

(22) Filed: **Feb. 28, 2008**

(51) **LOC (9) Cl.** **28-03**

(52) **U.S. Cl.** **D28/76; D28/82; D28/91; D9/504**

(58) **Field of Classification Search** 132/293–307, 132/313–315, 317; D28/76, 77, 82, 91; 206/823, 206/581; D9/503–504, 529

See application file for complete search history.

(56) **References Cited**

U.S. PATENT DOCUMENTS

5,515,875 A	5/1996	Acker	
6,053,183 A	4/2000	Rizzo	
6,634,821 B2	10/2003	Gueret	
D504,542 S *	4/2005	Noh	D28/76
D522,695 S *	6/2006	Desdoigts	D28/82
D532,935 S *	11/2006	Kostow	D28/76
D532,937 S *	11/2006	Noh	D28/76
D555,835 S *	11/2007	Song	D28/76

D561,943 S *	2/2008	Desdoigts	D28/82
2005/0186018 A1	8/2005	Byun	
2006/0278665 A1	12/2006	Bennett	
2007/0020026 A1	1/2007	Dieudonat	
2008/0092916 A1 *	4/2008	Song	132/294
2008/0163887 A1 *	7/2008	Gieux	132/294

FOREIGN PATENT DOCUMENTS

EP	1277418 A1	1/2003
EP	872193 B1	12/2003
EP	1125517 B1	9/2004
EP	1155635 B1	6/2006
JP	2001314227 A	11/2001
WO	WO2007007288 A2	1/2007

* cited by examiner

Primary Examiner—Jennifer Rivard

(74) *Attorney, Agent, or Firm*—Megan C. Hymore; Brian M. Bolam; Rob Chuey

(57) **CLAIM**

The ornamental design for a cosmetic container, as shown and described.

DESCRIPTION

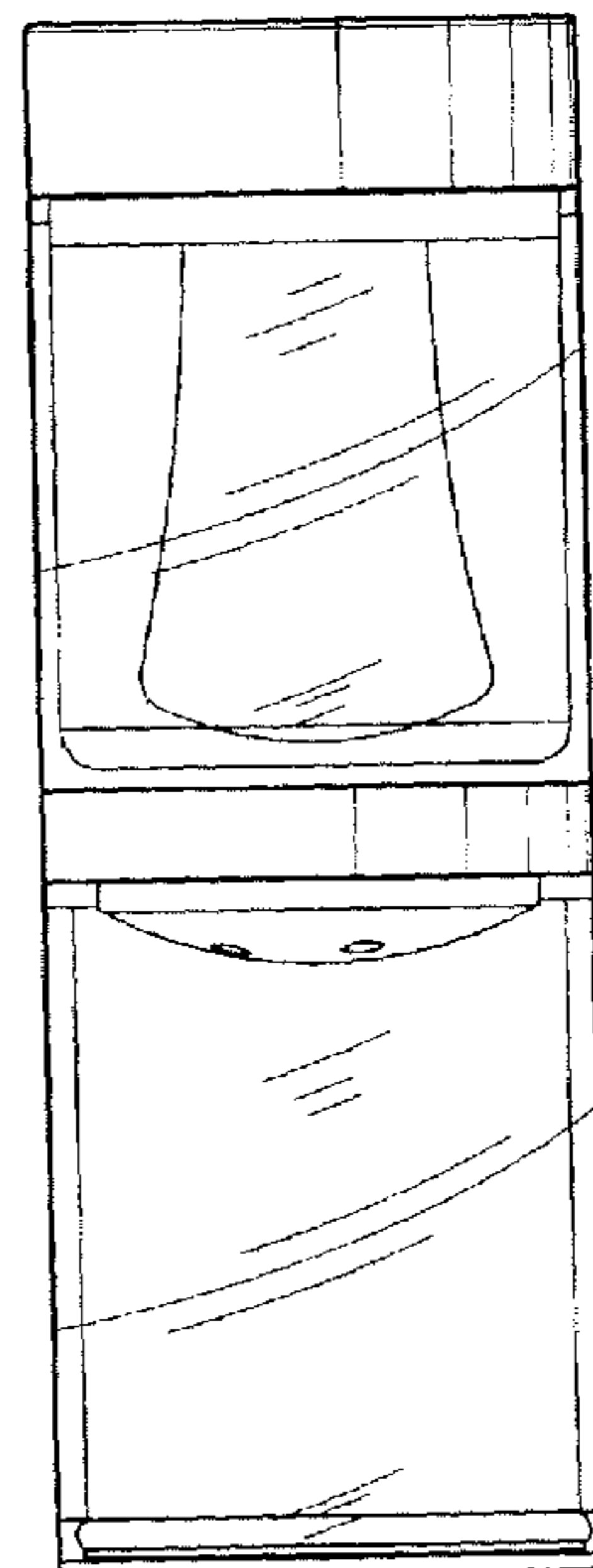
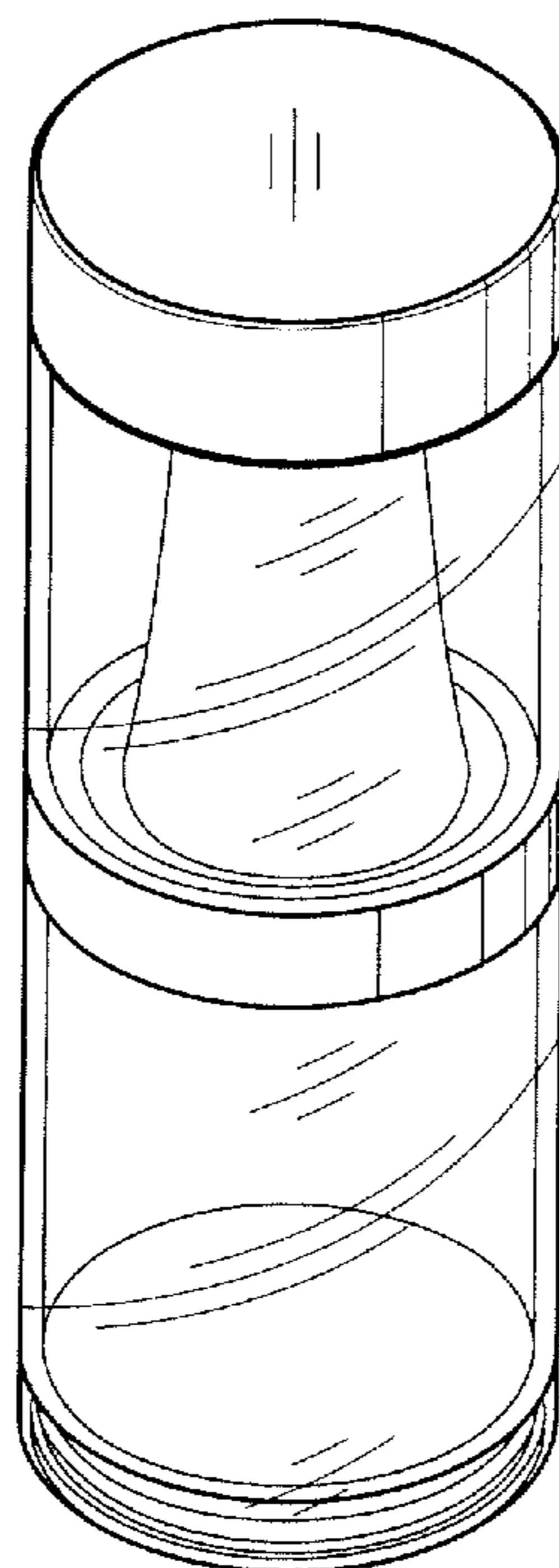
FIG. 1 is a perspective front view of a cosmetic container, embodying the new design;

FIG. 2 is a front view of the design shown in FIG. 1; the right, left, and back views of the design shown in FIG. 2 are identical and thus not shown.

FIG. 3 is a top view of the design shown in FIG. 1; and,

FIG. 4 is a bottom view of the design shown in FIG. 1.

1 Claim, 2 Drawing Sheets



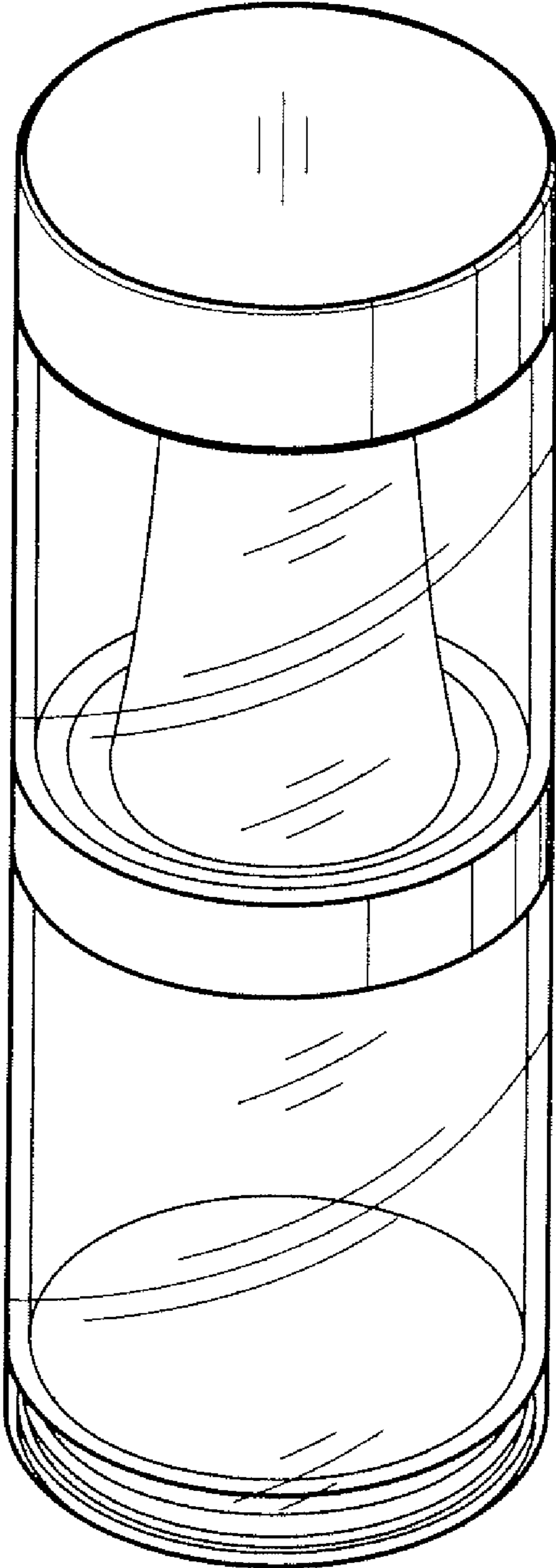


Fig. 1

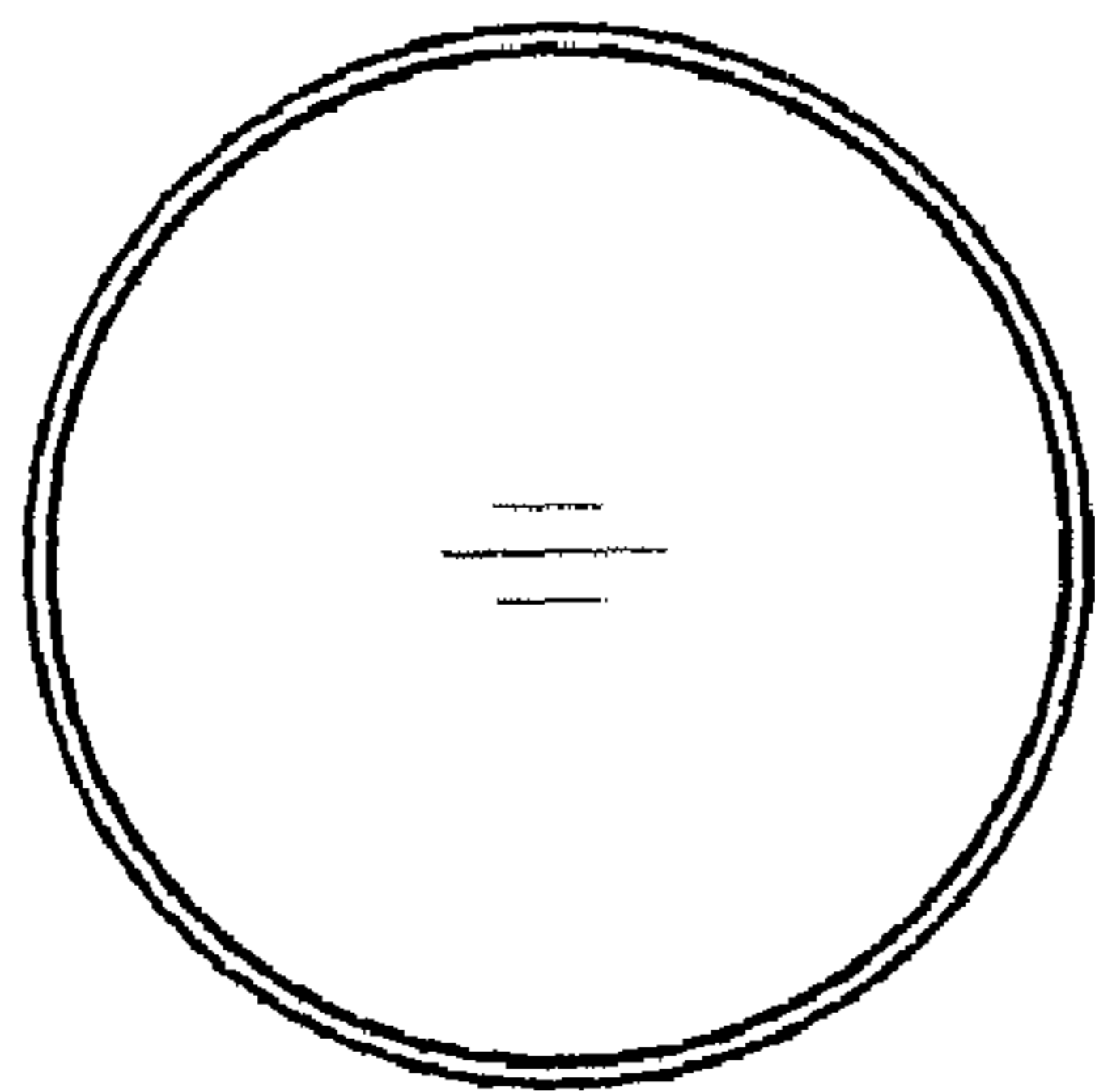


Fig. 3

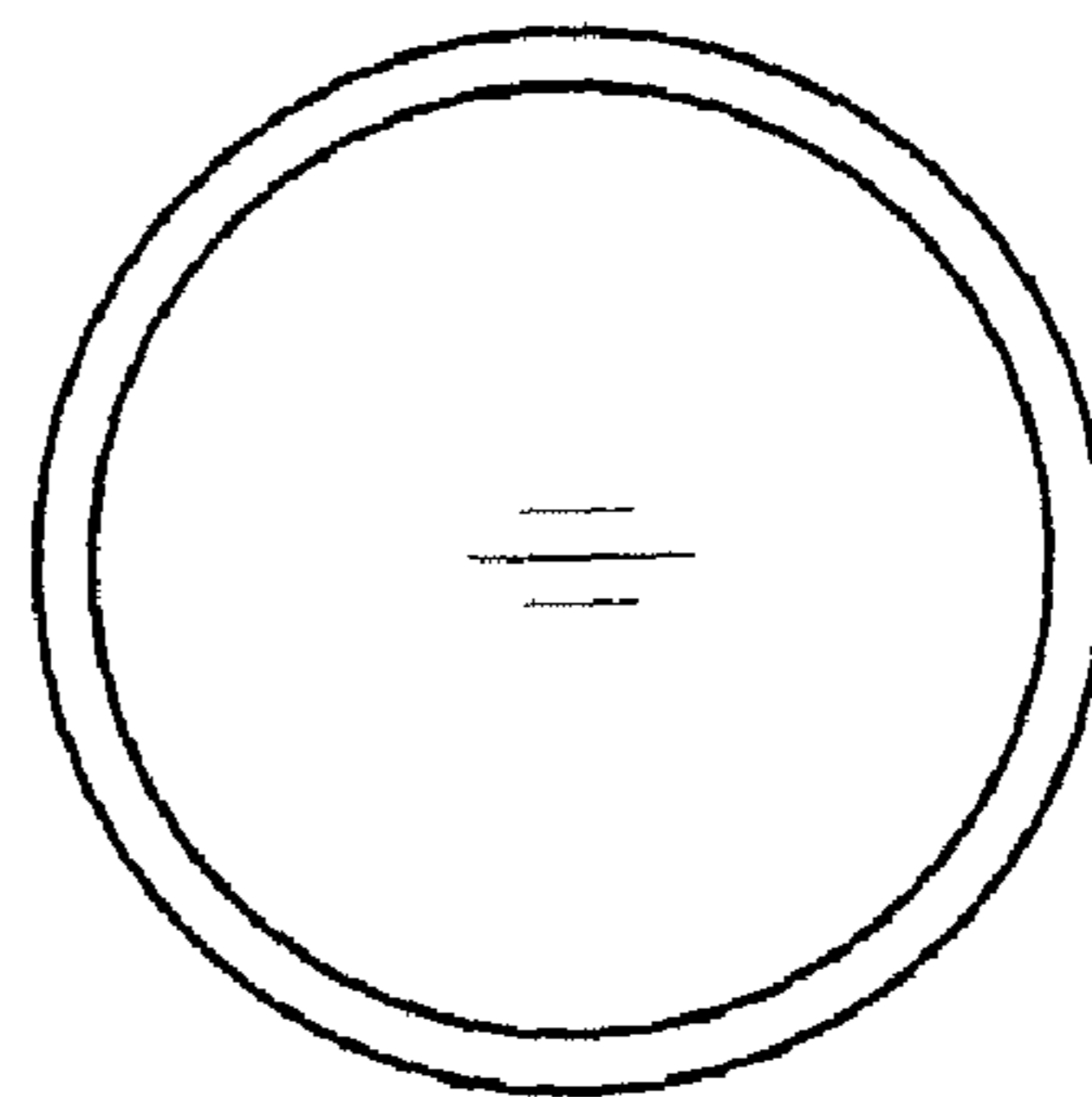


Fig. 4

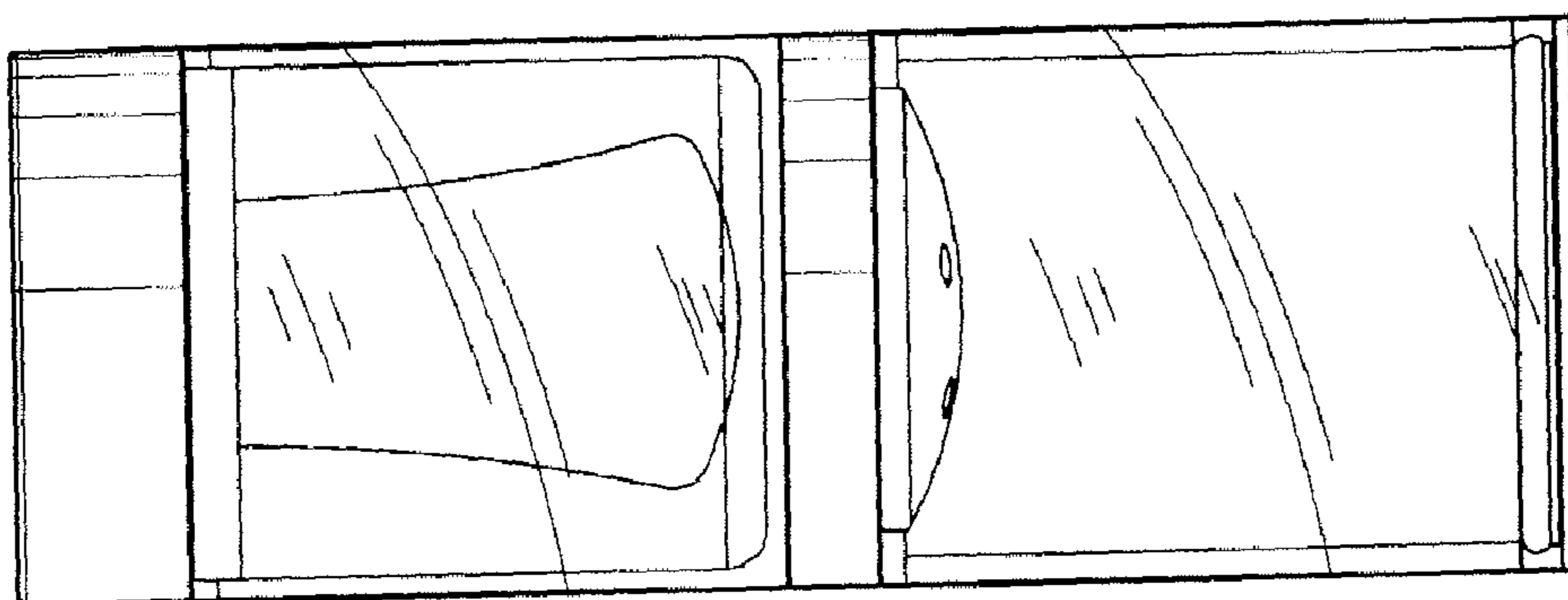


Fig. 2