



US00D588749S

(12) **United States Design Patent**
Wittke-Kothe

(10) **Patent No.:** **US D588,749 S**
(45) **Date of Patent:** **** Mar. 17, 2009**

- (54) **NAIL-TREATMENT DEVICE**
- (75) Inventor: **Cornelia Wittke-Kothe**, Port Washington, NY (US)
- (73) Assignee: **Tweezerman International, LLC**, Port Washington, NY (US)
- (**) Term: **14 Years**
- (21) Appl. No.: **29/324,926**
- (22) Filed: **Sep. 23, 2008**

D334,632 S	4/1993	Odabach	
D338,739 S	8/1993	Odabach	
D362,067 S	9/1995	Chang	
5,501,597 A	3/1996	Wilson	
D394,128 S	5/1998	Atkinson	
D405,179 S	2/1999	Kirsch et al.	
D425,202 S	5/2000	Hammond et al.	
6,257,887 B1 *	7/2001	Heckerman et al.	433/141
D497,036 S *	10/2004	La Magna et al.	D28/57
D571,962 S *	6/2008	Wittke-Kothe	D28/57
2002/0110782 A1 *	8/2002	Esposito	433/141
2006/0029906 A1 *	2/2006	Hill	433/141
2006/0084032 A1 *	4/2006	Tipton et al.	433/141

Related U.S. Application Data

- (62) Division of application No. 29/266,861, filed on Sep. 29, 2006, now Pat. No. Des. 577,461.

- (51) **LOC (9) Cl.** **28-03**
- (52) **U.S. Cl.** **D28/57; D24/149; D24/154**
- (58) **Field of Classification Search** **D28/56-57, D28/59, 62; D24/149, 154; 433/141-143, 433/114; 132/73, 73.5, 75.3-75.6, 76.4**
See application file for complete search history.

(56) **References Cited**

U.S. PATENT DOCUMENTS

D49,316 S	7/1916	Samuels	
D53,955 S	10/1919	Zurbrigg	
D238,173 S	12/1975	Felt	
D246,000 S	10/1977	Yacos	
D273,143 S	3/1984	Jankewitz	
D285,367 S	8/1986	Lindner	
4,836,781 A	6/1989	Meinershagen	
D304,628 S	11/1989	Alvarado	
D308,735 S *	6/1990	Cane et al.	D28/57
4,988,295 A *	1/1991	Kline	433/141
D330,608 S	10/1992	Lunderman et al.	
D334,248 S	3/1993	Odabach	

FOREIGN PATENT DOCUMENTS

EP	000411814-0001	12/2005
EP	000411814-0002	12/2005

* cited by examiner

Primary Examiner—Jennifer Rivard
(74) *Attorney, Agent, or Firm*—Kenyon & Kenyon LLP

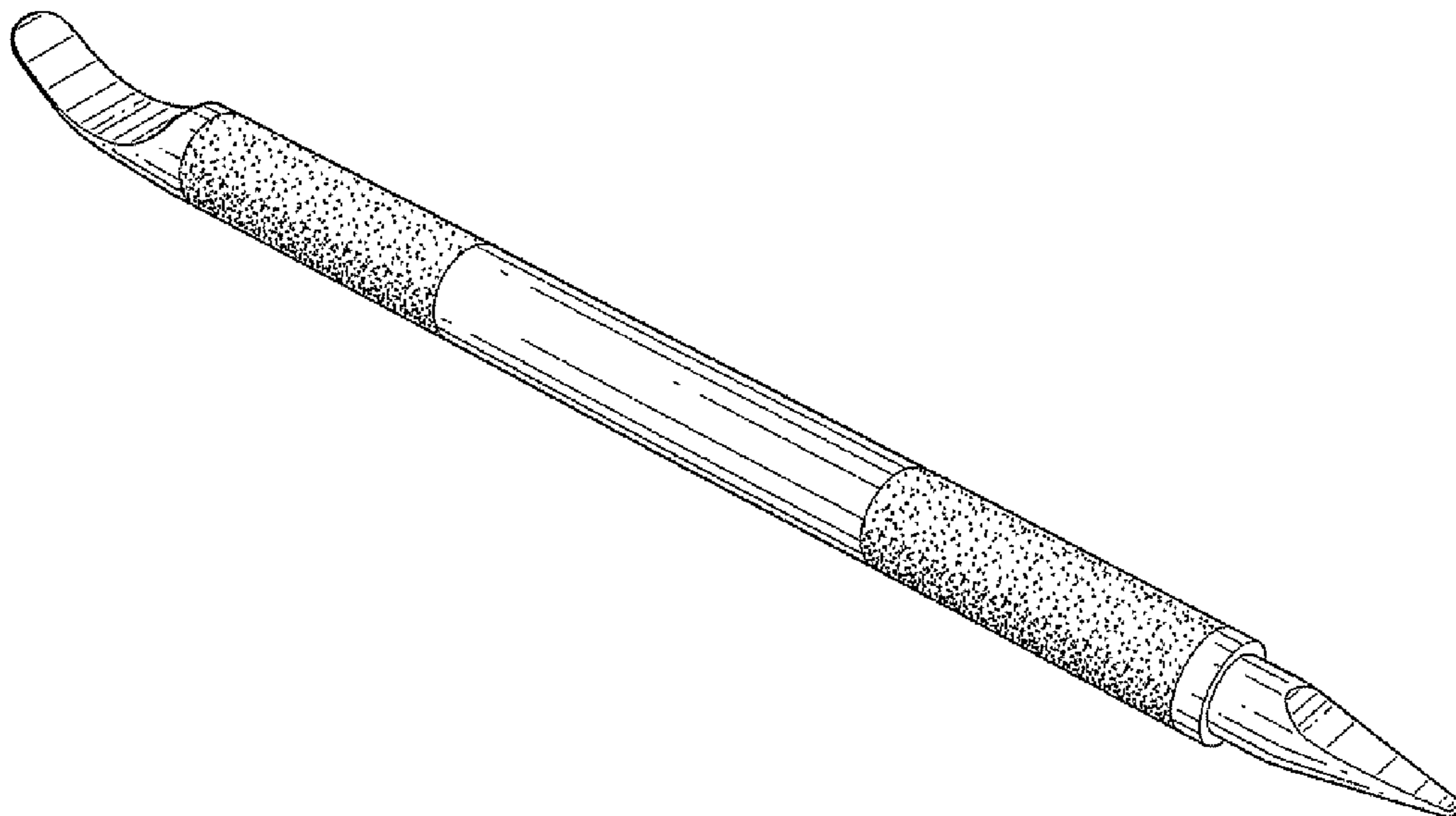
(57) **CLAIM**

The ornamental design for a nail-treatment device, as shown and described.

DESCRIPTION

FIG. 1 is a perspective view of an embodiment of a nail treatment device showing my new design;
 FIG. 2 is a front view thereof;
 FIG. 3 is a rear view thereof;
 FIG. 4 is a top view thereof;
 FIG. 5 is a bottom view thereof;
 FIG. 6 is a right side view thereof; and,
 FIG. 7 is a left side view thereof.

1 Claim, 4 Drawing Sheets



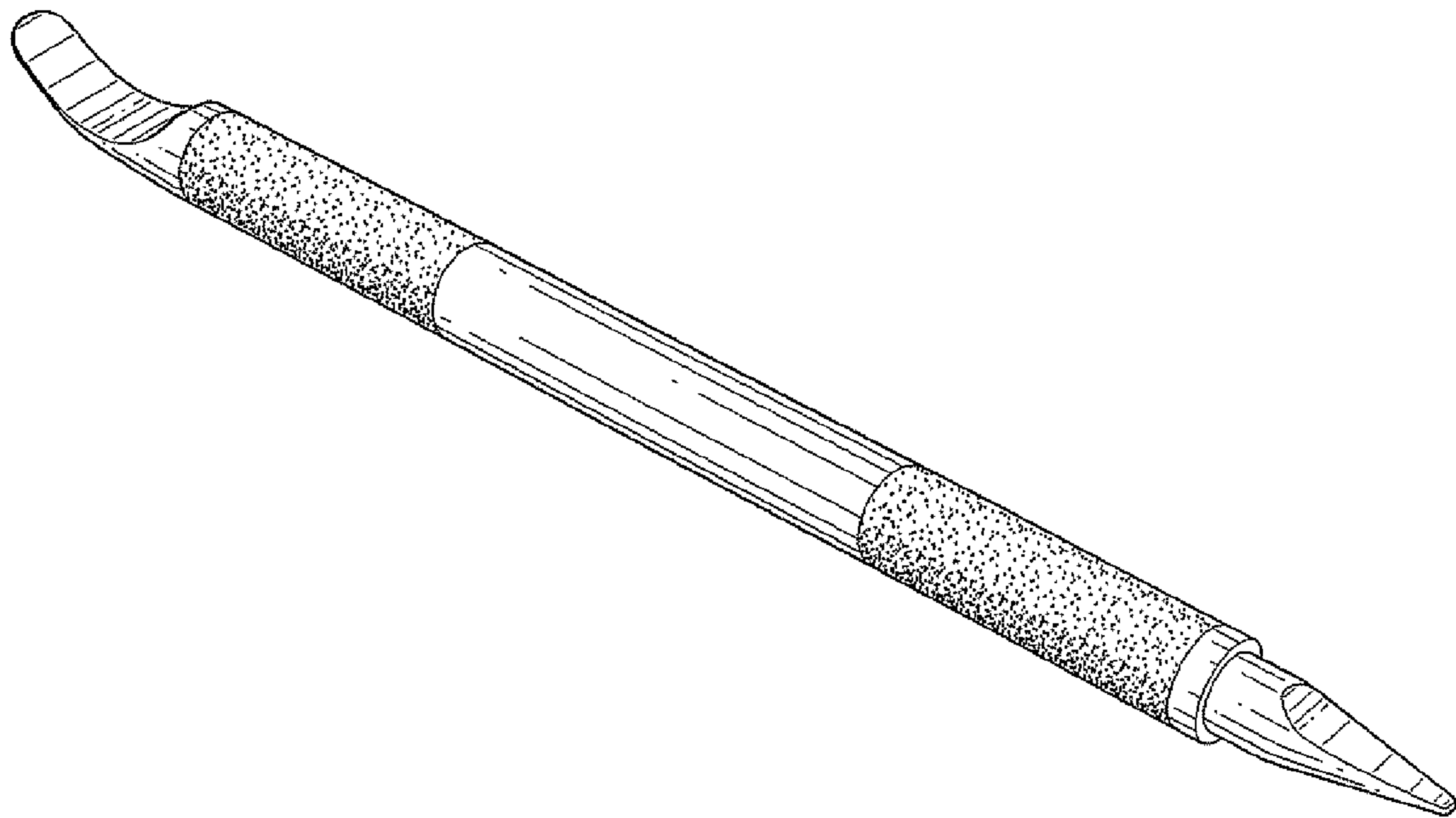


FIG. 1

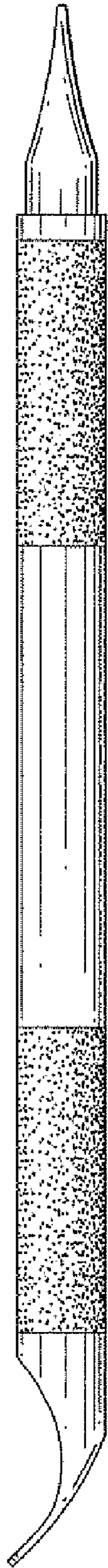


FIG. 2




FIG. 3




FIG. 4

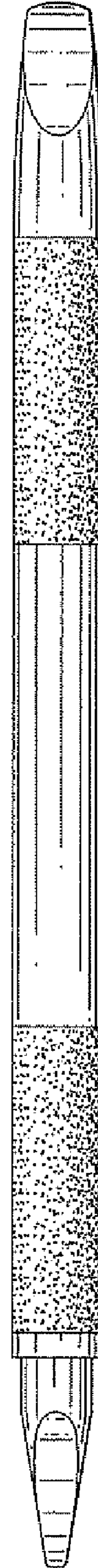


FIG. 5



FIG. 6



FIG. 7