



US00D588746S

(12) **United States Design Patent**  
**Ross**

(10) **Patent No.:** **US D588,746 S**  
(45) **Date of Patent:** **\*\* Mar. 17, 2009**

(54) **PAIR OF TWEEZERS**

(76) Inventor: **Richard Ross**, 1058 Silver Star St.,  
Henderson, NV (US) 89002

(\*\*) Term: **14 Years**

(21) Appl. No.: **29/322,283**

(22) Filed: **Jul. 31, 2008**

(51) **LOC (9) Cl.** ..... **28-03**

(52) **U.S. Cl.** ..... **D28/55**

(58) **Field of Classification Search** ..... D28/55;  
D24/143; 294/99.2; 606/210-211  
See application file for complete search history.

(56) **References Cited**

**U.S. PATENT DOCUMENTS**

D483,909 S *	12/2003	Todeschini	.....	D28/55
6,685,725 B2 *	2/2004	Attinger et al.	.....	606/210
D495,834 S *	9/2004	Todeschini	.....	D28/55
D516,247 S *	2/2006	Merheje	.....	D28/55
D569,041 S *	5/2008	Azoulay	.....	D28/55
D573,308 S *	7/2008	Wittke-Kothe	.....	D28/55
2004/0145200 A1 *	7/2004	Cho	.....	294/99.2

\* cited by examiner

*Primary Examiner*—Jennifer Rivard

(74) *Attorney, Agent, or Firm*—Jeffrey Weiss; Ryan M. Swank; Weiss & Moy, P.C.

(57) **CLAIM**

The ornamental design for a pair of tweezers, as shown and described.

**DESCRIPTION**

FIG. 1 is an elevated perspective view of a pair of tweezers of the present invention.

FIG. 2 is a left side view of the pair of tweezers of FIG. 1.

FIG. 3 is a right side view of the pair of tweezers of FIG. 1.


FIG. 4 is a top view of the pair of tweezers of FIG. 1.

FIG. 5 is a bottom view of the pair of tweezers of FIG. 1.

FIG. 6 is an enlarged rear, end view of the pair of tweezers of FIG. 1; and,

FIG. 7 is an enlarged front, end view of the pair of tweezers of FIG. 1.

**1 Claim, 2 Drawing Sheets**






Fig. 1

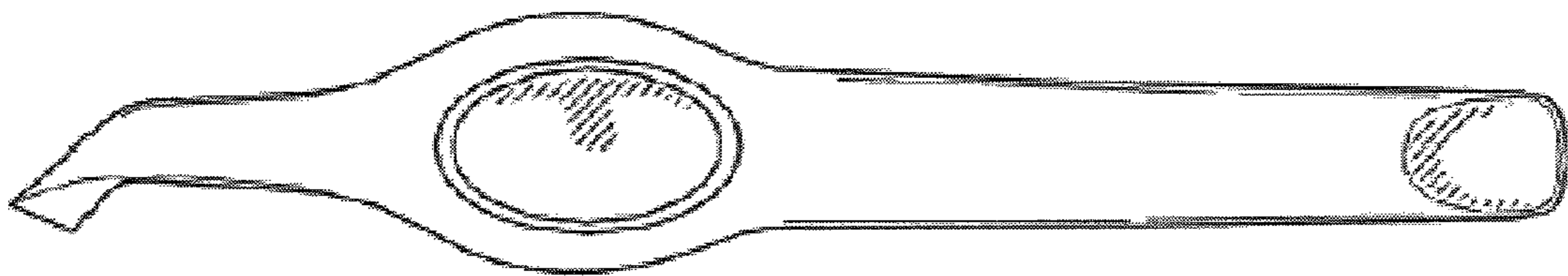


Fig. 2

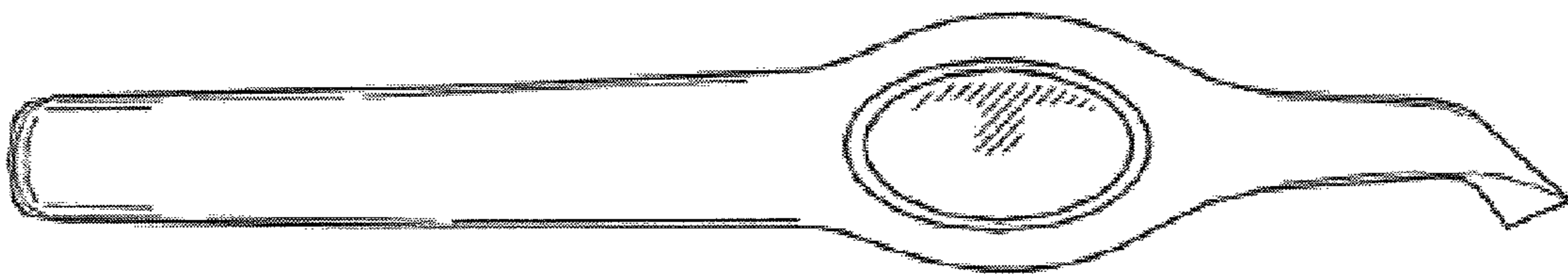


Fig. 3




Fig. 4

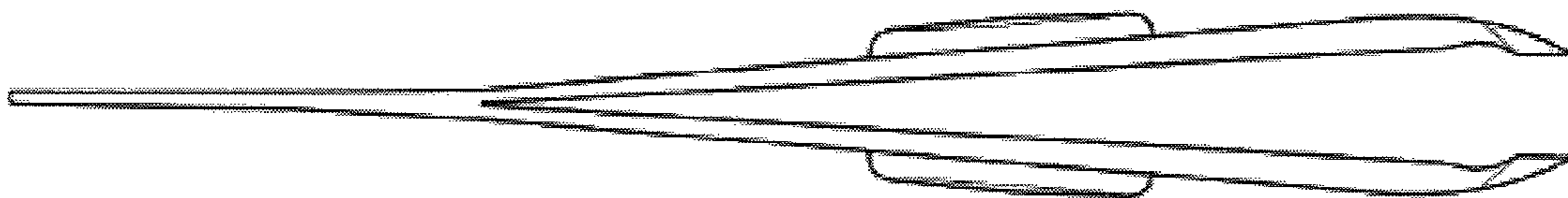


Fig. 5

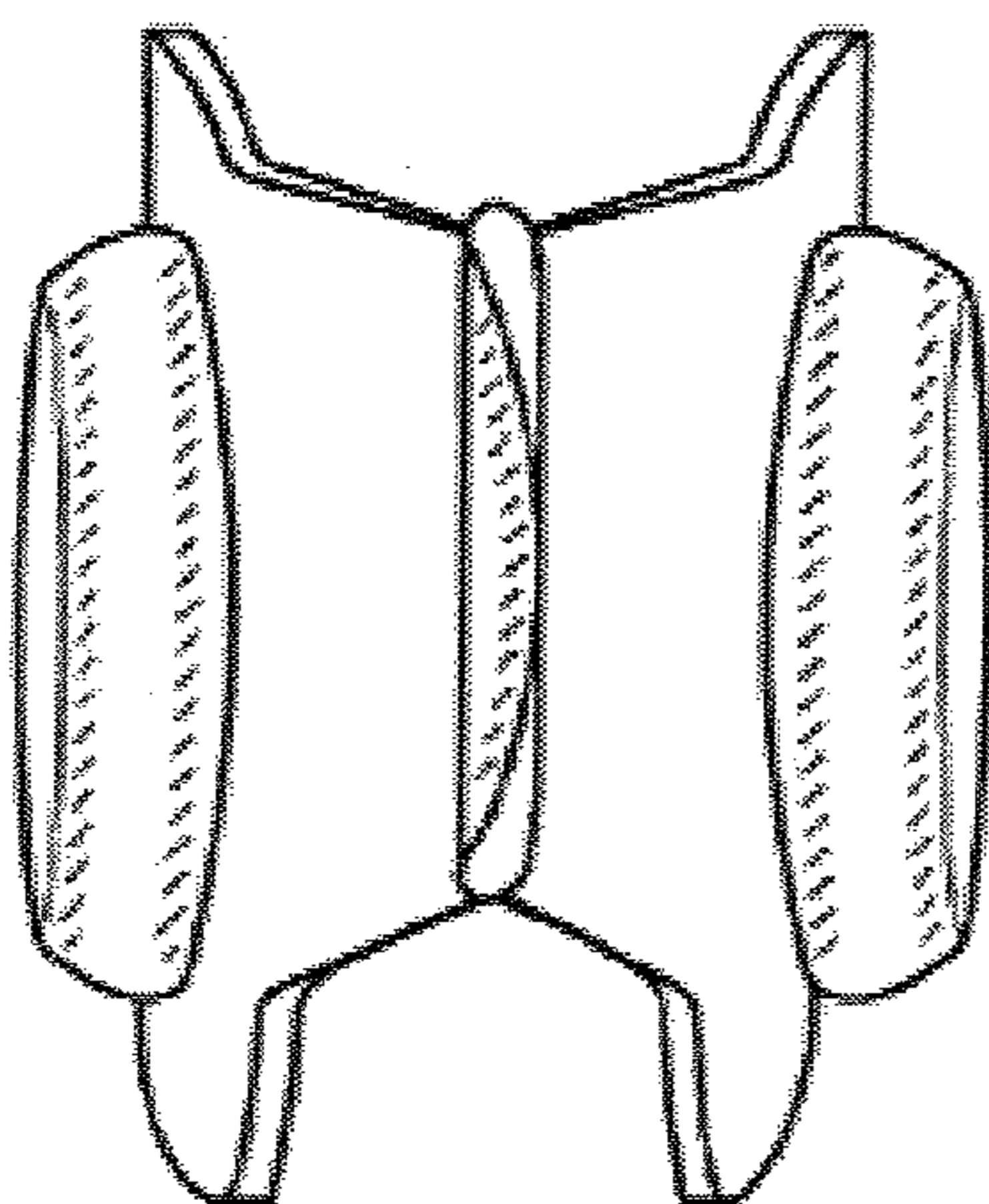


Fig. 6

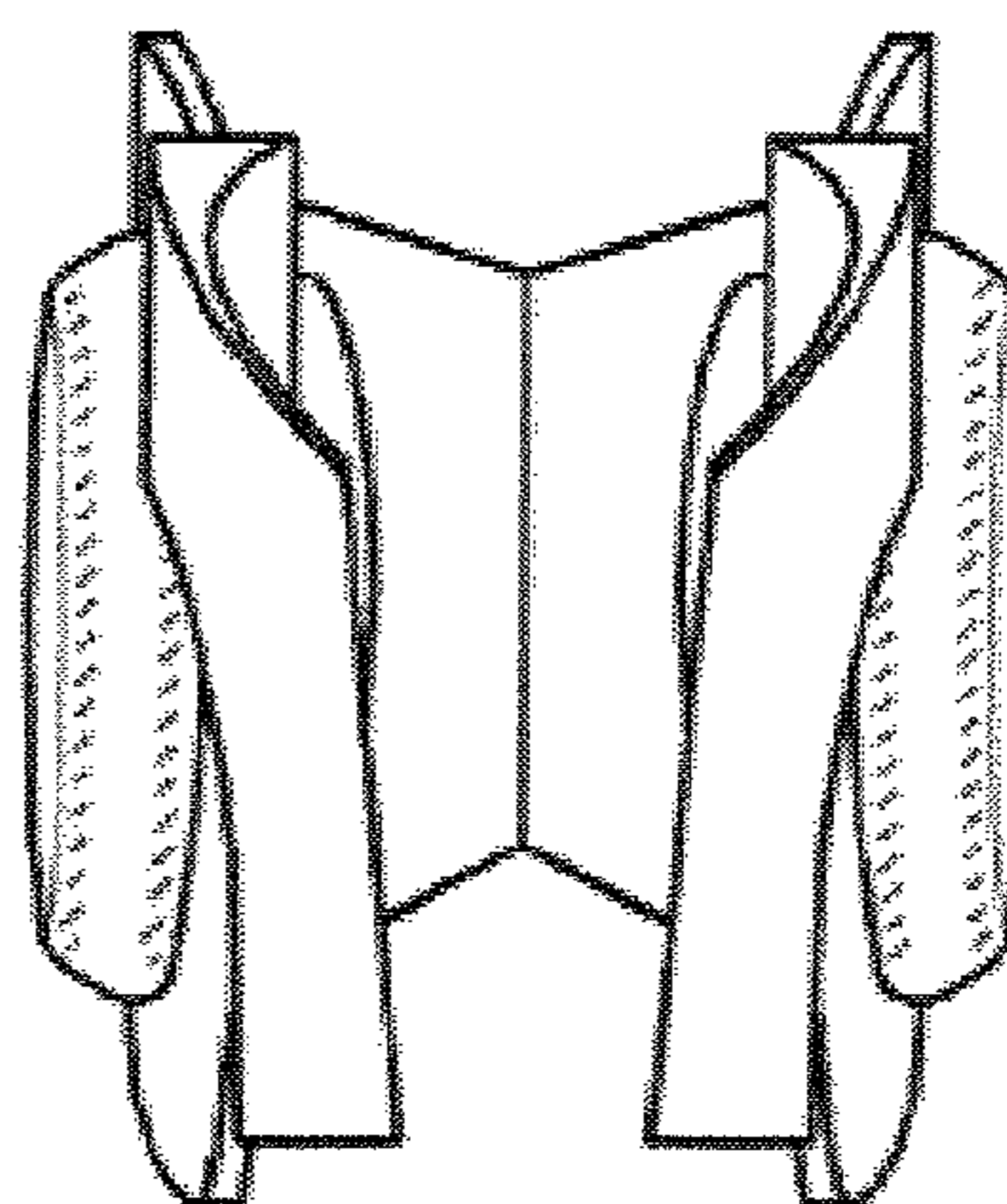


Fig. 7