



US00D588742S

(12) **United States Design Patent**  
**Sommer et al.**

(10) **Patent No.:** **US D588,742 S**  
(45) **Date of Patent:** **\*\* Mar. 17, 2009**

(54) **SOAP BAR**

(75) Inventors: **Christopher W. Sommer**, Scottsdale, AZ (US); **Michael Bell**, Scottsdale, AZ (US); **Don Schreer**, Phoenix, AZ (US)

(73) Assignee: **The Dial Corporation**, Scottsdale, AZ (US)

(\*\*) Term: **14 Years**

(21) Appl. No.: **29/288,869**

(22) Filed: **Jun. 25, 2007**

(51) **LOC (9) Cl.** ..... **28-03**

(52) **U.S. Cl.** ..... **D28/8.1**

(58) **Field of Classification Search** ..... 510/440-442, 510/143, 146-148, 141-142, 447-450; D28/8.1-8.2  
See application file for complete search history.

(56) **References Cited**

**U.S. PATENT DOCUMENTS**

D202,314 S *	9/1965	Simpson	.....	D28/8.1
4,746,452 A *	5/1988	Marek	.....	510/148
D298,664 S *	11/1988	Huff	.....	D28/8.1
D316,616 S *	4/1991	Leslie et al.	.....	D28/8.1

D361,837 S *	8/1995	Swinkels	.....	D28/8.1
D392,771 S *	3/1998	Mohary et al.	.....	D28/8.1
D520,184 S	5/2006	Flurer et al.		
D520,186 S	5/2006	Caroen et al.		

\* cited by examiner

*Primary Examiner*—Jennifer Rivard

(74) *Attorney, Agent, or Firm*—Paul A. Pappalardo

(57) **CLAIM**

The ornamental design for a soap bar, as shown and described.

**DESCRIPTION**

FIG. 1 is a right, front, upper perspective view of the soap bar embodying our new design;

FIG. 2 is a front side elevation view thereof;

FIG. 3 is a rear side elevation view thereof;

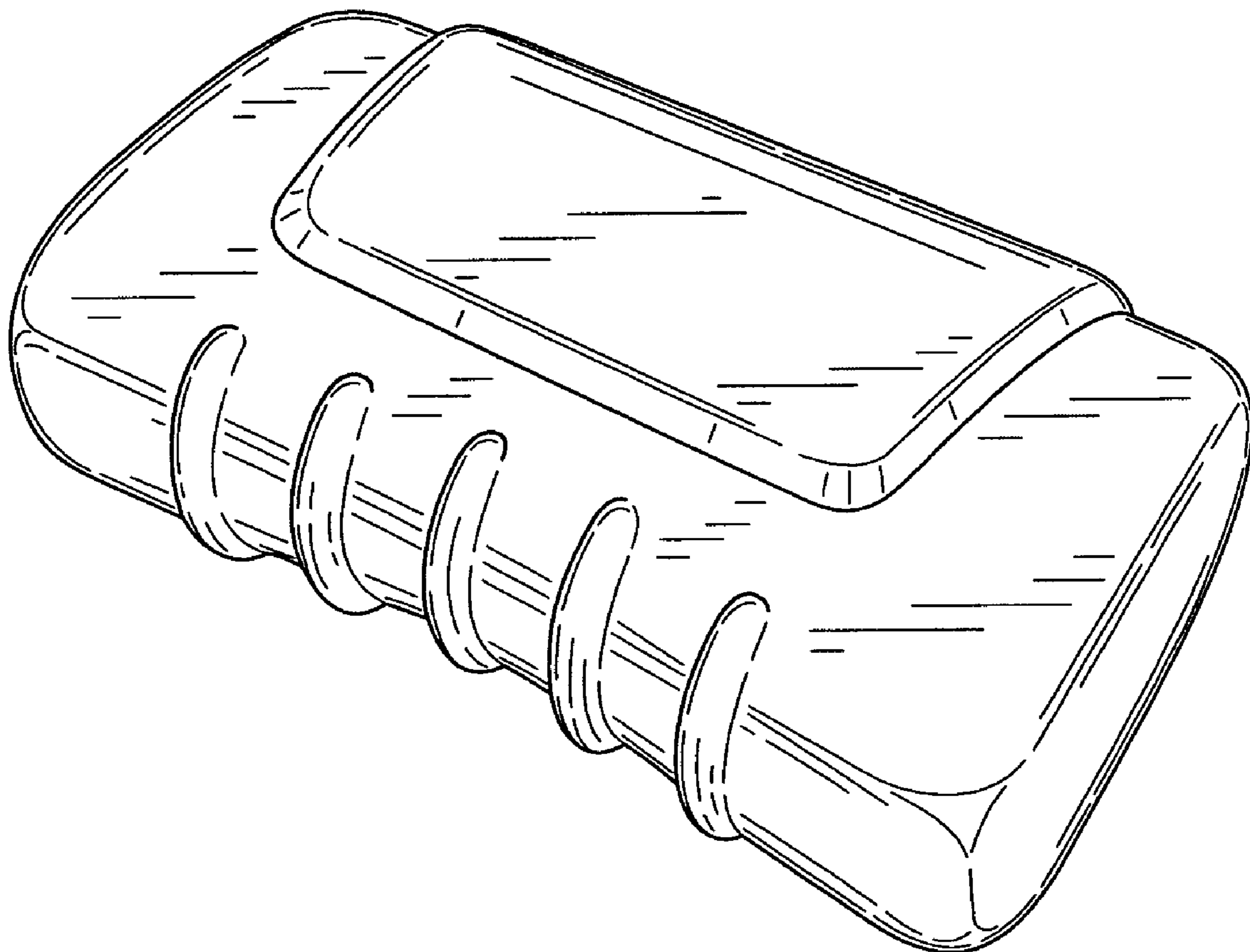
FIG. 4 is a right side elevation view thereof;

FIG. 5 is a left side elevation view thereof;

FIG. 6 is a top plan view thereof; and,

FIG. 7 is a bottom plan view thereof.

**1 Claim, 4 Drawing Sheets**



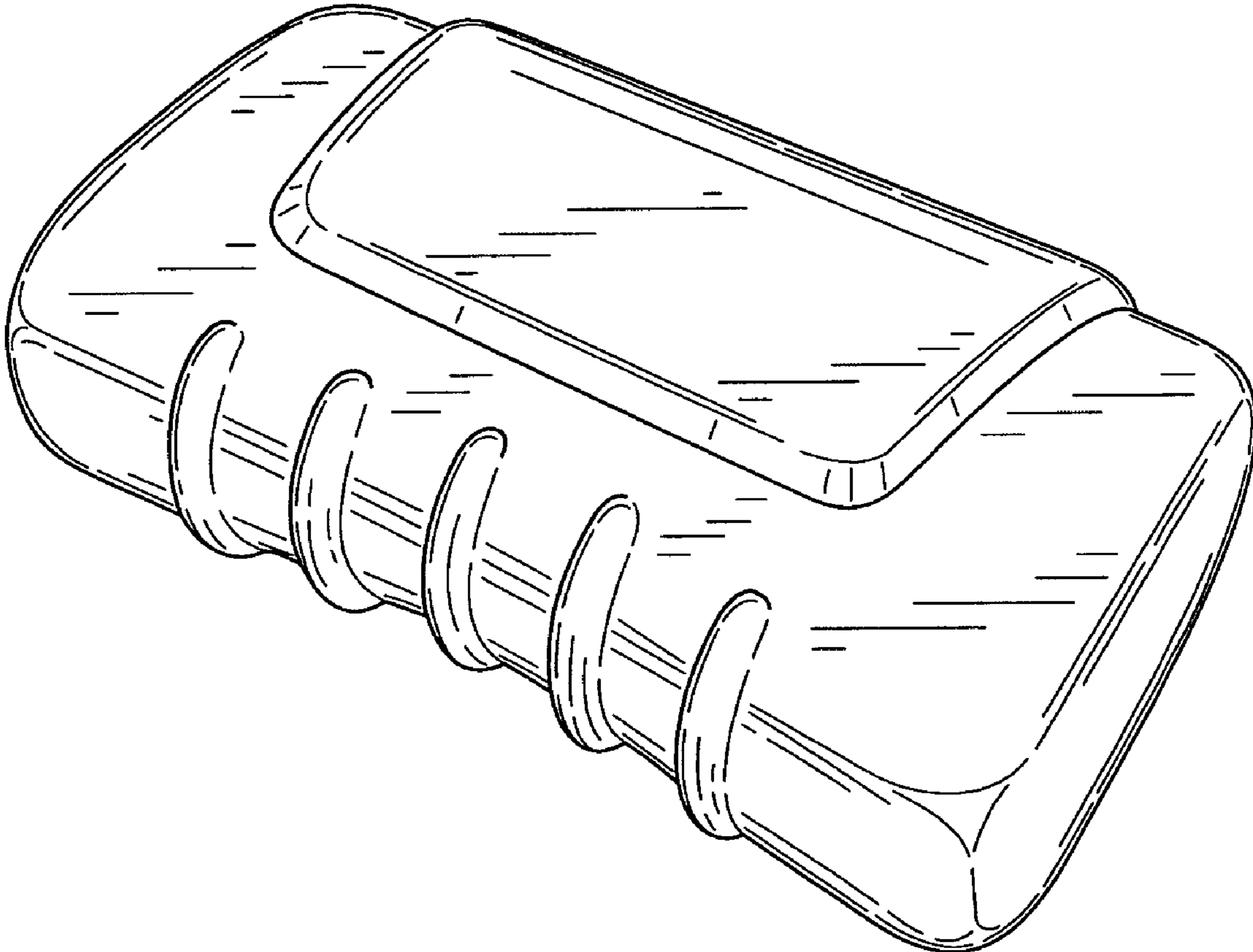


FIG.1

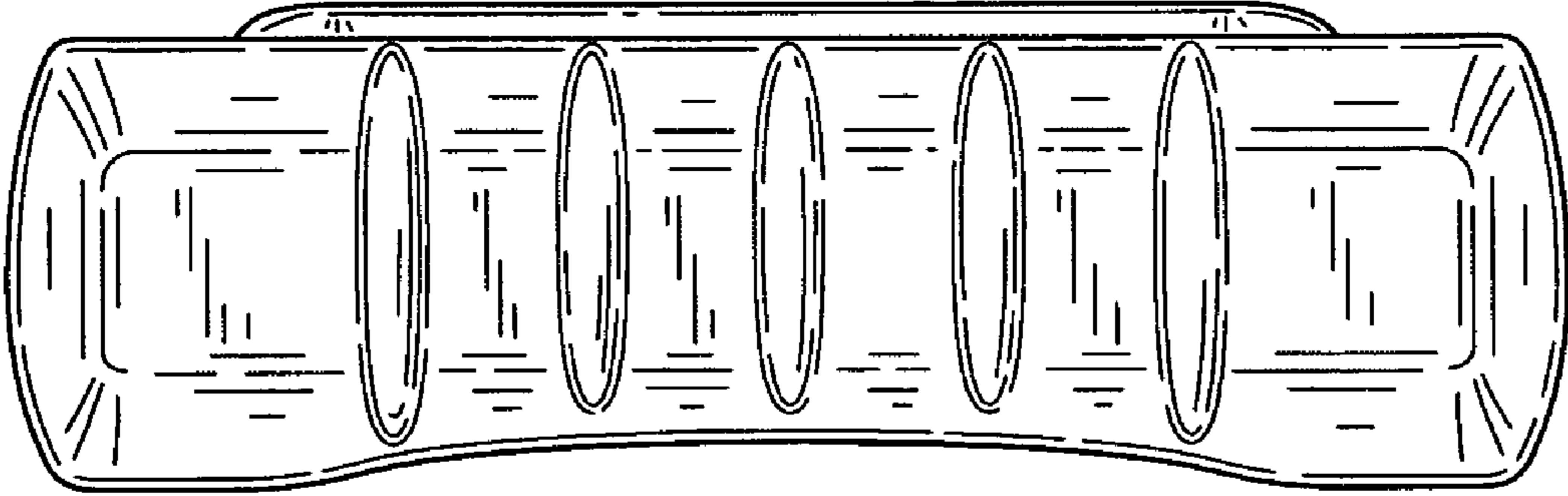


FIG. 2




FIG. 3




FIG. 4




FIG. 5

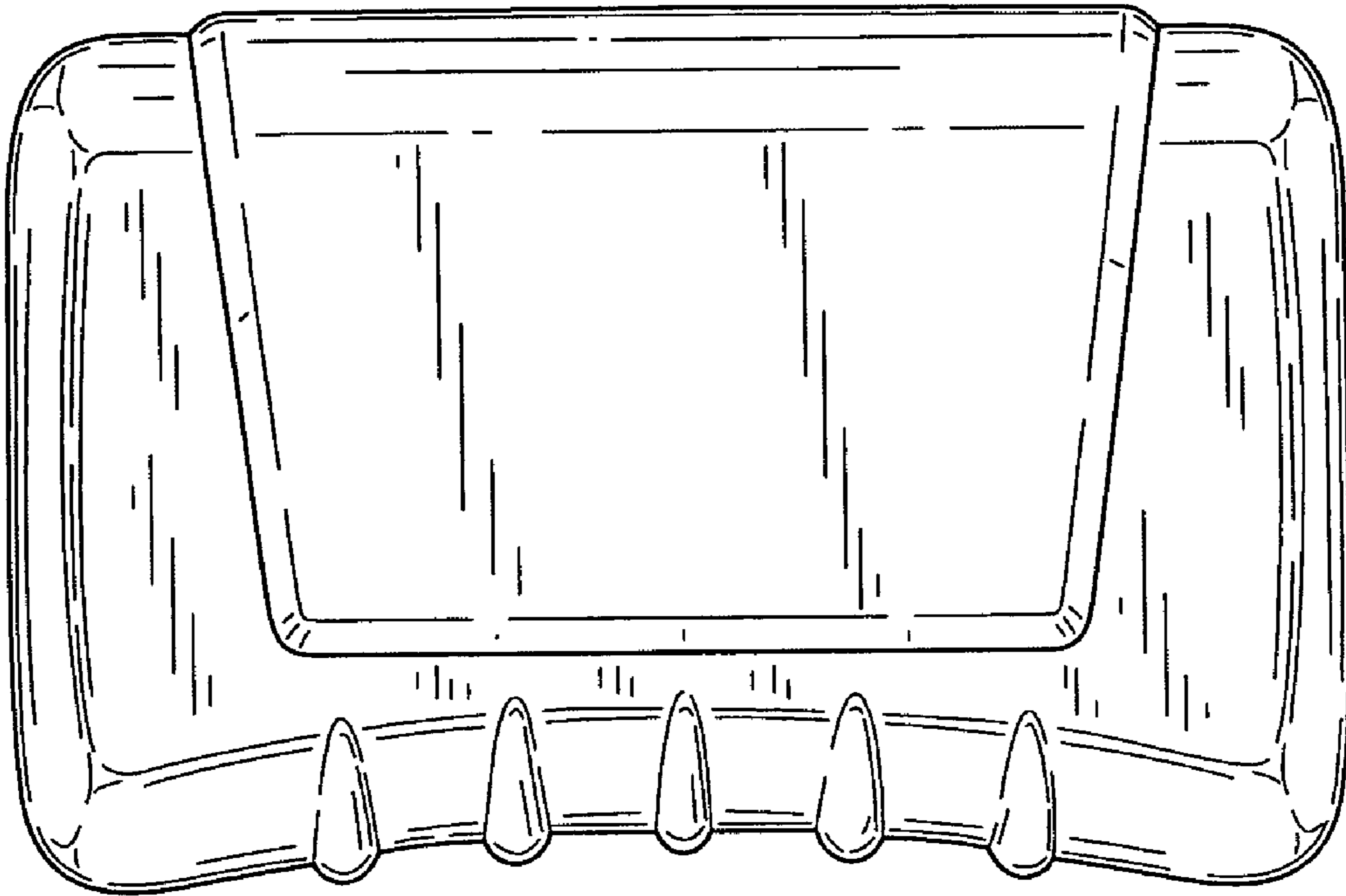


FIG. 6




FIG. 7