



US00D588734S

(12) **United States Design Patent**
Chen et al.

(10) **Patent No.:** **US D588,734 S**

(45) **Date of Patent:** **** Mar. 17, 2009**

(54) **PIEZOELECTRIC ANION LAMP**

(75) Inventors: **Yaoqiang Chen**, Xi An (CN); **Zhe Yang**, Xi An (CN); **Peng Quan**, Xi An (CN); **Zhijun Hou**, Xi An (CN)

(73) Assignee: **Xi An H-Leader Ion Technology Co., Ltd.**, Xi An

(**) Term: **14 Years**

(21) Appl. No.: **29/237,844**

(22) Filed: **Sep. 8, 2005**

(30) **Foreign Application Priority Data**

Mar. 14, 2005 (CN) 2005 3 00033897

(51) **LOC (9) Cl.** **26-05**

(52) **U.S. Cl.** **D26/59**

(58) **Field of Classification Search** D26/59,
D26/51; 361/231, 230

See application file for complete search history.

(56) **References Cited**

U.S. PATENT DOCUMENTS

7,339,779 B2 * 3/2008 Chen et al. 361/231

* cited by examiner

Primary Examiner—Lisa P Lichtenstein

(74) *Attorney, Agent, or Firm*—Birch, Stewart, Kolasch & Birch, LLP

(57) **CLAIM**

The ornamental design for a piezoelectric anion lamp, as shown and described.

DESCRIPTION

The patent or application file contains at least one drawing executed in color. Copies of this patent or patent application publication with color drawings will be provided by the Office upon request and payment of the necessary fee.

FIG. 1 is a front elevational view of a piezoelectric anion lamp showing our new design;

FIG. 2 is a rear elevational view thereof;

FIG. 3 is a right side view thereof;


FIG. 4 is a left side view thereof;

FIG. 5 is a top plan view thereof;

FIG. 6 is a bottom plan view thereof; and,

FIG. 7 is a front, left, perspective view thereof.

1 Claim, 4 Drawing Sheets
(4 of 4 Drawing Sheet(s) Filed in Color)






FIG. 1




FIG. 2




FIG. 4




FIG. 3




FIG. 5




FIG. 6




FIG. 7