



US00D588716S

(12) **United States Design Patent**
Meyer

(10) **Patent No.:** **US D588,716 S**

(45) **Date of Patent:** **** Mar. 17, 2009**

(54) **RAISED ACCESS FLOOR PANEL**

(76) **Inventor:** **Gary Meyer**, 25813 Gateway Dr.,
Golden, CO (US) 80401

(**) **Term:** **14 Years**

(21) **Appl. No.:** **29/307,560**

(22) **Filed:** **Apr. 29, 2008**

(51) **LOC (9) Cl.** **25-01**

(52) **U.S. Cl.** **D25/142; D25/156**

(58) **Field of Classification Search** D25/142,
D25/138, 156; D8/1; 52/126.5, 126.6, 302.1,
52/384, 389, 581, 663, 792; 47/32.7, 32.4
See application file for complete search history.

(56) **References Cited**

U.S. PATENT DOCUMENTS

D200,048 S * 1/1965 Van Dyck D25/142
3,846,945 A * 11/1974 Roby 52/581
D306,350 S * 2/1990 Hardwicke et al. D25/138

D350,613 S * 9/1994 Fahy, Jr. D25/138
D397,457 S * 8/1998 Hutchings D25/156
D468,844 S * 1/2003 Montgomery, Sr. D25/138

* cited by examiner

Primary Examiner—Catherine R Oliver

(74) *Attorney, Agent, or Firm*—Scott L. Terrell, P.C.; Scott L.
Terrell

(57) **CLAIM**

The ornamental design for a raised access floor panel as
shown, and described.

DESCRIPTION

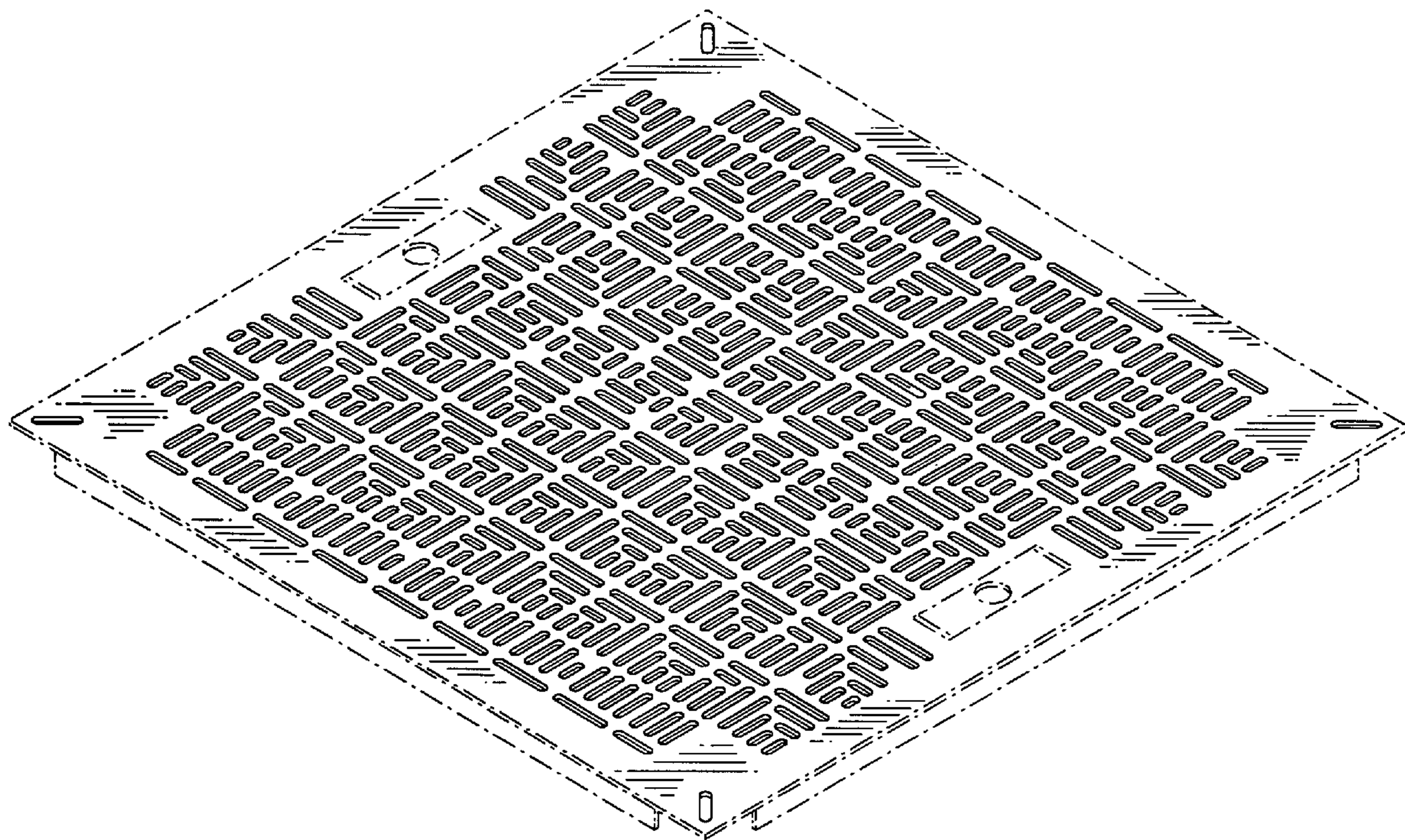
FIG. 1 is a perspective view of the floor panel.

FIG. 2 is a top view of the floor panel; and,

FIG. 3 is a bottom view of the floor panel.

The broken line showing of environment is for illustrative
purposes only and forms no part of the claimed design.

1 Claim, 3 Drawing Sheets



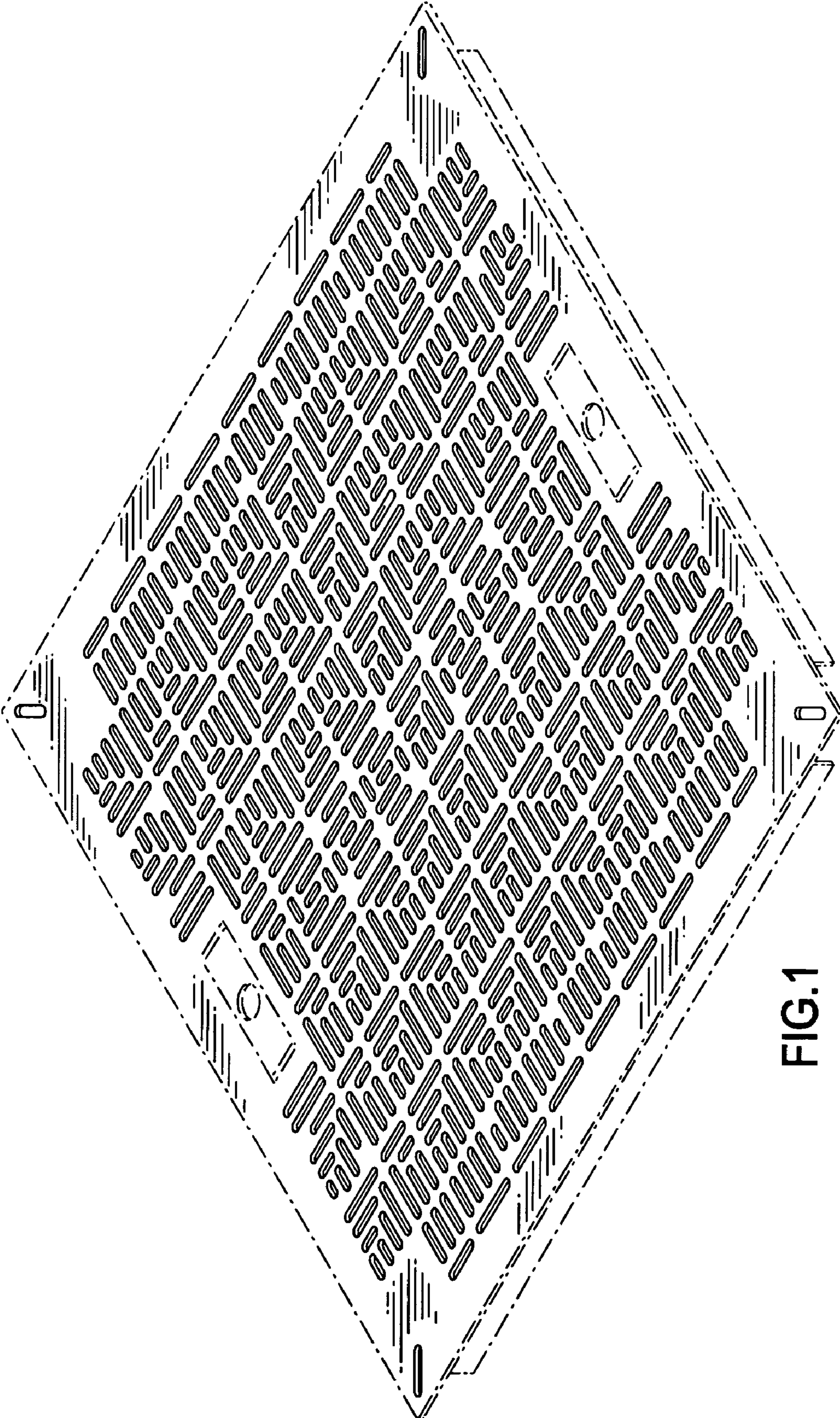


FIG. 1

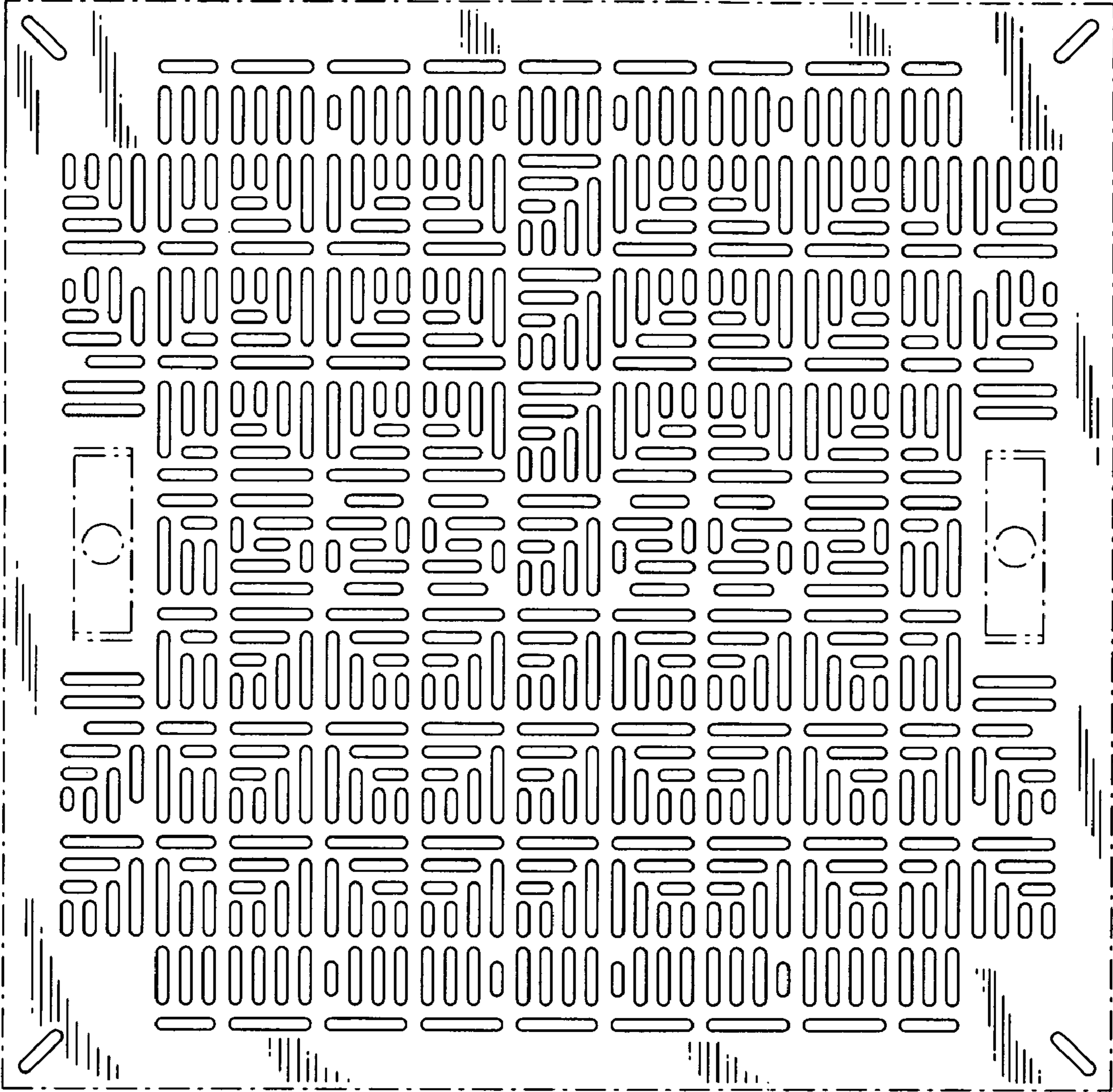


FIG.2




FIG.3