



US00D588714S

(12) **United States Design Patent**
Mugge et al.

(10) **Patent No.:** **US D588,714 S**
(45) **Date of Patent:** **** Mar. 17, 2009**

(54) **MOLDED SURFACE OF A CONCRETE PRODUCT**

(75) Inventors: **Jimmie L. Mugge**, Inver Grove Heights, MN (US); **Jay J. Johnson**, Star Prairie, WI (US)

(73) Assignee: **Anchor Wall Systems, Inc.**, Minnetonka, MN (US)

(**) Term: **14 Years**

(21) Appl. No.: **29/283,096**

(22) Filed: **Aug. 6, 2007**

(51) **LOC (9) Cl.** **25-01**

(52) **U.S. Cl.** **D25/113**

(58) **Field of Classification Search** D25/101, D25/112-118, 158, 163; D21/484-486, D21/490, 491, 493, 500-503; 405/16, 284, 405/286; 52/102, 574, 596-612

See application file for complete search history.

(56) **References Cited**

U.S. PATENT DOCUMENTS

415,773 A	11/1889	Fiske
799,754 A	9/1905	Petrie
803,014 A	10/1905	McIlravy
813,901 A	2/1906	Leming et al.
819,055 A	5/1906	Fisher
824,235 A	6/1906	Damon
838,278 A	12/1906	Schwartz
1,086,975 A	2/1914	Aaronson
1,166,312 A	12/1915	Barten
1,564,490 A	12/1925	Parkhurst
1,574,125 A	2/1926	Sharpe
1,596,165 A	8/1926	Evans
1,693,852 A	12/1928	McQuain
1,751,272 A	3/1930	Forman
1,776,999 A	9/1930	Jensen

1,982,730 A	12/1934	Erkman
2,038,205 A	4/1936	Case
2,313,363 A	3/1943	Schmitt
2,457,368 A	12/1948	Hanson
2,517,432 A	8/1950	Hornberger

(Continued)

FOREIGN PATENT DOCUMENTS

DE 196 34 449 A1 3/1998

(Continued)

OTHER PUBLICATIONS

U.S. Appl. No. 29/270,117, filed Dec. 14, 2006.

(Continued)

Primary Examiner—T. Chase Nelson

Assistant Examiner—Anhdao Doan

(74) *Attorney, Agent, or Firm*—Merchant & Gould P.C.

(57) **CLAIM**

The ornamental design for molded surface of a concrete product, as shown and described.

DESCRIPTION

FIG. 1 is a perspective of a molded surface of a concrete product according to our new design;

FIG. 2 is a front elevational view thereof;

FIG. 3 is a right side elevational view thereof;


FIG. 4 is left side elevational view thereof;

FIG. 5 is a top view thereof; and,

FIG. 6 is a bottom view thereof.

The broken lines in all views are included for the purpose of illustrating portions of the concrete product that form no part of the claimed design.

1 Claim, 6 Drawing Sheets



US D588,714 S

Page 2

U.S. PATENT DOCUMENTS

2,570,384	A	10/1951	Russell	
2,682,093	A	6/1954	Clanton	
2,819,495	A	1/1958	Krausz	
2,882,689	A	4/1959	Huch et al.	
D190,779	S	6/1961	Stekl	
3,013,321	A	12/1961	McElroy	
3,204,316	A	9/1965	Jackson	
3,277,551	A	10/1966	Sekiguchi	
3,425,105	A	2/1969	Gulde	
3,530,553	A	9/1970	Engle et al.	
3,669,402	A	6/1972	Paulson	
3,694,128	A	9/1972	Foxen	
3,731,899	A	5/1973	Nuzzo	
3,795,721	A	3/1974	Gilbert et al.	
3,809,049	A	5/1974	Fletcher et al.	
3,918,877	A	11/1975	Pickett	
3,940,229	A	2/1976	Hutton	
3,981,953	A	9/1976	Haines	
4,050,864	A	9/1977	Komaki	
4,063,866	A	12/1977	Lurbiecki	
4,178,340	A	12/1979	Hyytinen	
4,272,230	A	6/1981	Abate	
4,784,821	A	11/1988	Leopold	
4,802,836	A	2/1989	Whissell	
4,869,660	A	9/1989	Ruckstuhl	
4,902,211	A	2/1990	Svanholm	
4,909,717	A	3/1990	Pardo	
D317,048	S	5/1991	Forsberg	
D317,209	S	5/1991	Forsberg	
D319,885	S	9/1991	Blomquist et al.	
D321,060	S	10/1991	Blomquist et al.	
5,056,998	A	10/1991	Goossens	
5,078,940	A	1/1992	Sayles	
5,183,616	A	2/1993	Hedrick	
D341,215	S	11/1993	Blomquist et al.	
5,366,676	A	11/1994	Kobayashi	
5,372,676	A	12/1994	Lowe	
5,435,949	A	7/1995	Hwang	
5,484,236	A	1/1996	Gravier	
5,534,214	A	7/1996	Sakamoto et al.	
5,598,679	A	2/1997	Orton et al.	
D379,669	S	6/1997	Karanikas D25/113	
5,651,912	A	7/1997	Mitsumoto et al.	
5,735,094	A	4/1998	Zember	
5,756,131	A	5/1998	Suh	
5,816,749	A	10/1998	Bailey, II	
5,827,015	A	10/1998	Woolford et al.	
D429,004	S	8/2000	Strand et al.	
D435,304	S	12/2000	Rainey	

D437,422	S	2/2001	Bolles et al.	
D438,640	S	3/2001	Bolles et al.	
D445,512	S	7/2001	Sievert	
6,321,740	B1	11/2001	Scherer et al.	
D458,693	S	6/2002	Sievert	
D464,145	S	10/2002	Scherer	
D466,619	S	12/2002	Britton	
D468,449	S	1/2003	Britton	
D477,091	S	7/2003	Manthei D25/113	
D479,002	S	8/2003	Nordstrand	
D479,003	S	8/2003	Nordstrand	
D482,133	S	11/2003	Scherer et al.	
D500,864	S	1/2005	Klettenberg et al.	
D506,837	S	6/2005	Scherer	
D511,578	S	11/2005	Mugge et al.	
D513,805	S	1/2006	Scherer	
D518,578	S	4/2006	Mugge	
D529,195	S	9/2006	Mugge	
D529,628	S	10/2006	Mugge	
D530,831	S	10/2006	Mugge	
D532,910	S	11/2006	Mugge	
D538,946	S	3/2007	Mugge	
D541,950	S	5/2007	Mugge	
D541,951	S	5/2007	Mugge	
2003/0126821	A1	7/2003	Scherer	
2004/0218985	A1	11/2004	Klettenberg et al.	

FOREIGN PATENT DOCUMENTS

DE	100 03 390	A1	7/2001
GB	944066		12/1963
GB	2 232 114	A	12/1990
GB	2092493		5/2000
GB	2092499		5/2000
GB	2092500		5/2000
GB	2092501		5/2000
WO	WO 03/060251	A1	7/2003

OTHER PUBLICATIONS

U.S. Appl. No. 29/276,245, filed Jan. 19, 2007.
 U.S. Appl. No. 29/277,916, filed Mar. 14, 2007.
 U.S. Appl. No. 29/286,614, filed May 14, 2007.
 Office Action in Australia (Examination Report No. 1) for corresponding AU Design Reg. 307701, dated Mar. 14, 2007.
 "Slab Molds, Dream Molds," *Kobra Formen GmbH*, 2 pages, published before Aug. 6, 2007.
 "Kobra Slab Molds: Optimum Slab Production on Big Board Machines, Design and benefits," *Kobra*, 2 pages, published before Aug. 6, 2007.

* cited by examiner

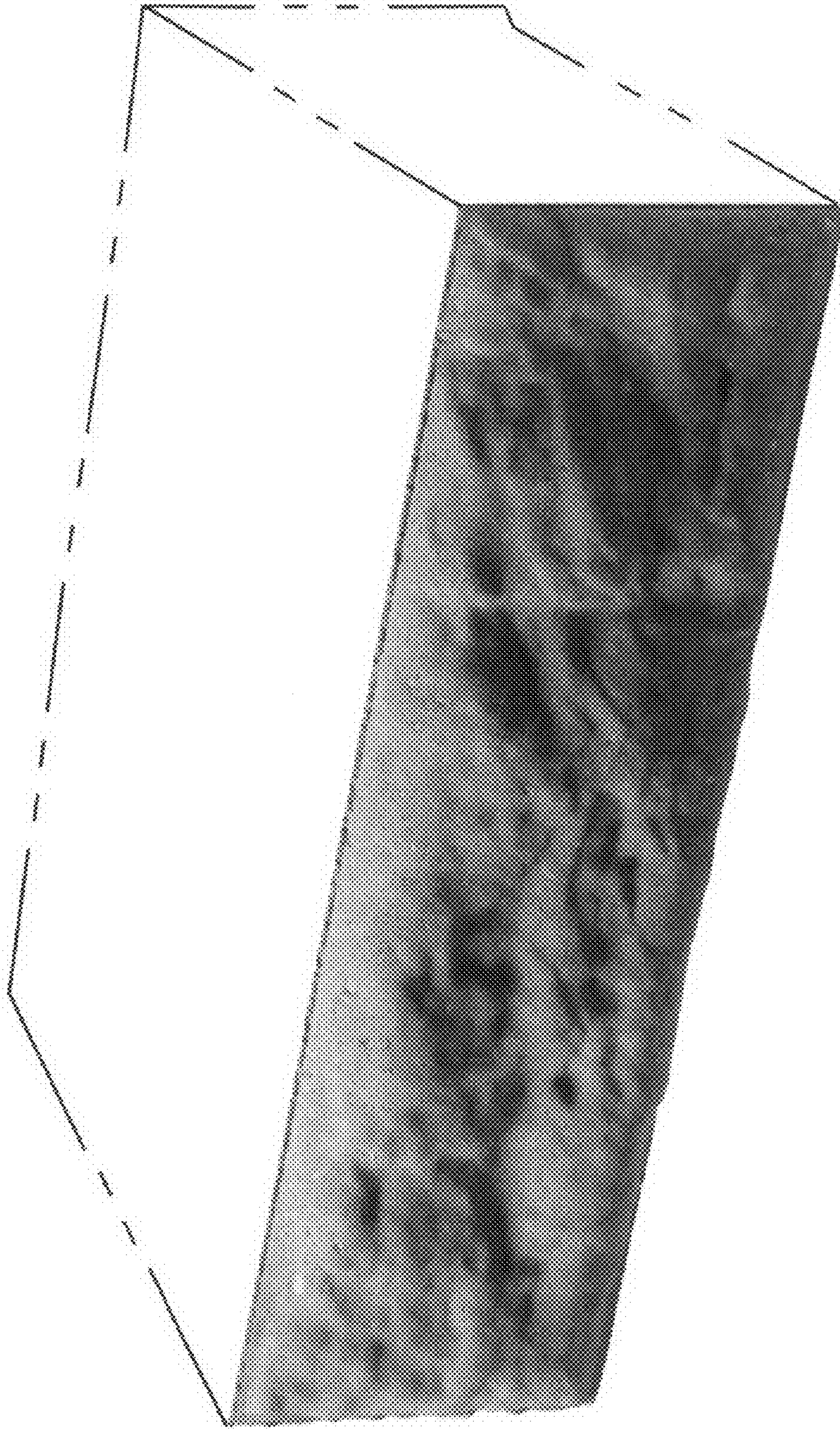


FIG. 1



FIG. 2




FIG. 3




FIG. 4




FIG. 5



FIG. 6

UNITED STATES PATENT AND TRADEMARK OFFICE
CERTIFICATE OF CORRECTION

PATENT NO. : Des. 588,714 S
APPLICATION NO. : 29/283096
DATED : March 17, 2009
INVENTOR(S) : Mugge et al.

Page 1 of 1

It is certified that error appears in the above-identified patent and that said Letters Patent is hereby corrected as shown below:

Page 2, (56) References Cited, Foreign Patent Documents: "DE 100 03 390 A1 7/2001" should read --DE 100 02 390 A1 7/2001--

Signed and Sealed this

Eighteenth Day of August, 2009



David J. Kappos
Director of the United States Patent and Trademark Office