



US00D588710S

(12) **United States Design Patent**
Walsh et al.

(10) **Patent No.:** **US D588,710 S**
(45) **Date of Patent:** **** Mar. 17, 2009**

(54) **DOOR FACING**

(75) Inventors: **Jason M. Walsh**, Batavia, IL (US);
Steven K. Lynch, St. Charles, IL (US);
Mark A. Ruggie, Franklin Park, IL (US)

(73) Assignee: **Masonite Corporation**, Tampa, FL (US)

(**) Term: **14 Years**

(21) Appl. No.: **29/306,306**

(22) Filed: **Apr. 7, 2008**

Related U.S. Application Data

(62) Division of application No. 29/273,611, filed on Mar. 9, 2007, now Pat. No. Des. 566,295.

(51) **LOC (9) Cl.** **25-02**

(52) **U.S. Cl.** **D25/48; D25/138**

(58) **Field of Classification Search** D25/48,
D25/49, 138; 52/457, 358, 474, 455, 475.1,
52/778, 466, 311, 311.2, 507, 779, 764, 784.1,
52/458, 630, 311.3, 782.1, 313; 49/501,
49/504, DIG. 2

See application file for complete search history.

(56) **References Cited**

U.S. PATENT DOCUMENTS

934,530 A * 9/1909 Holzer 49/456
D370,269 S * 5/1996 Schafernak D25/48
D389,922 S * 1/1998 Lee D25/53
6,615,558 B2 * 9/2003 Libby et al. 52/455

D495,061 S * 8/2004 Lynch et al. D25/48

* cited by examiner

Primary Examiner—Doris Clark
(74) *Attorney, Agent, or Firm*—Berenato, White & Stavish,
LLC

(57) **CLAIM**

The ornamental design for a door facing, as shown and described.

DESCRIPTION

FIG. 1 is a front elevational view of our design with the dotted line illustrating the environment;

FIG. 2 is a cross-sectional view taken along the line 2—2 of FIG. 1 with the dotted line illustrating the environment;

FIG. 3 is a fragmentary cross-sectional view taken along the line 3—3 of FIG. 1 with the dotted line illustrating the environment;

FIG. 4 is a rear elevational view with the dotted line illustrating the environment;

FIG. 5 is a top plan view with the dotted line illustrating the environment;

FIG. 6 is a bottom plan view with the dotted line illustrating the environment;

FIG. 7 is a left side elevational view with the dotted line illustrating the environment; and,

FIG. 8 is a right side elevational view with the dotted line illustrating the environment.

1 Claim, 3 Drawing Sheets

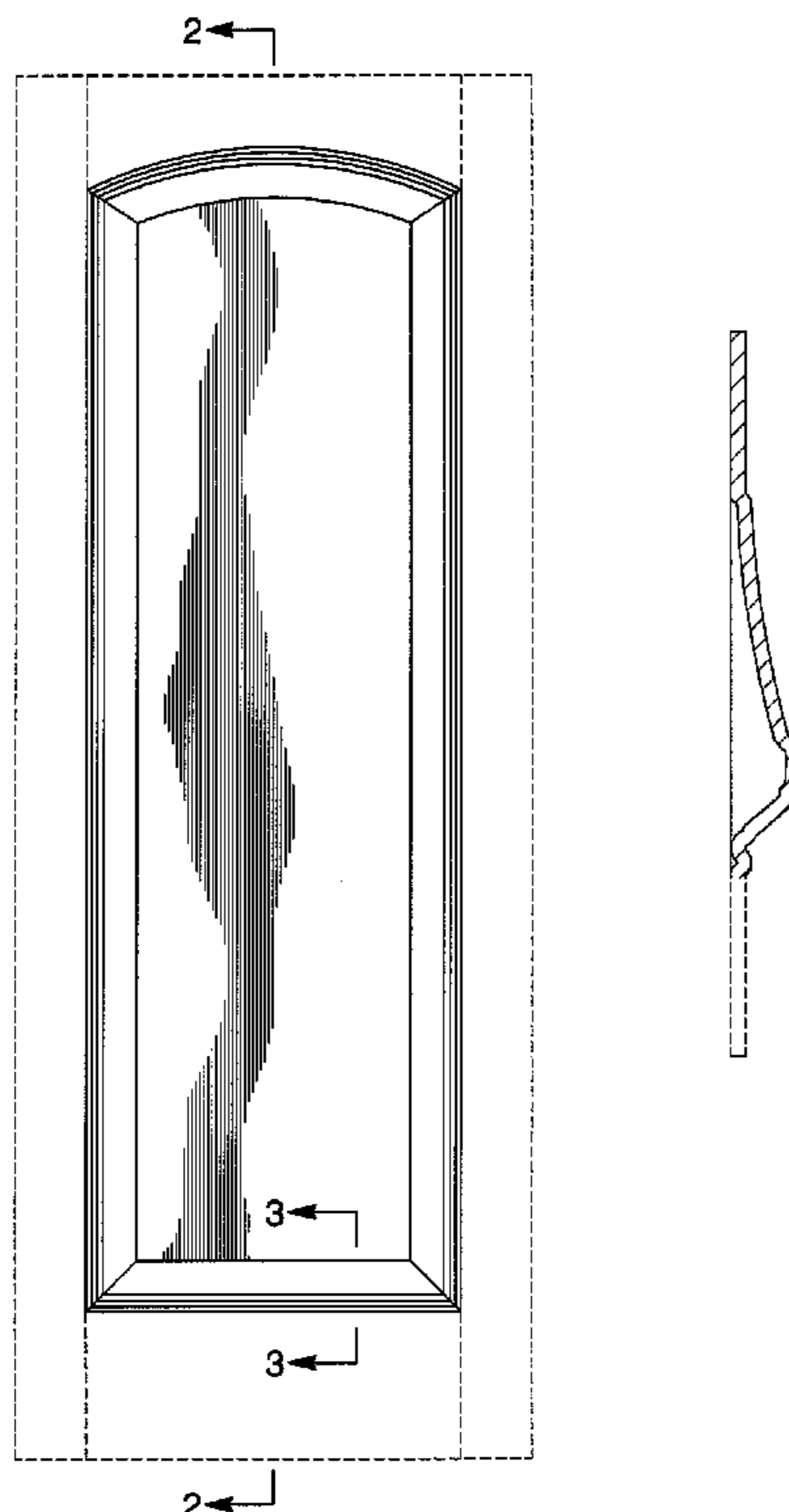


Fig. 1

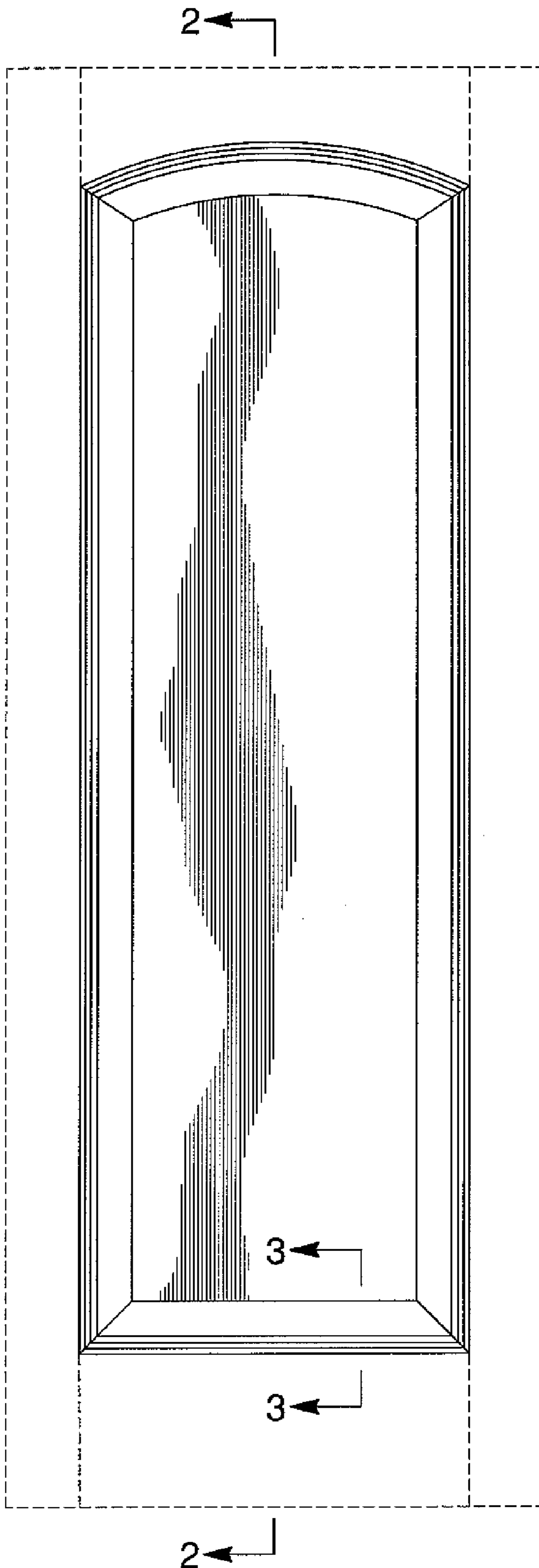


Fig. 2



Fig. 3

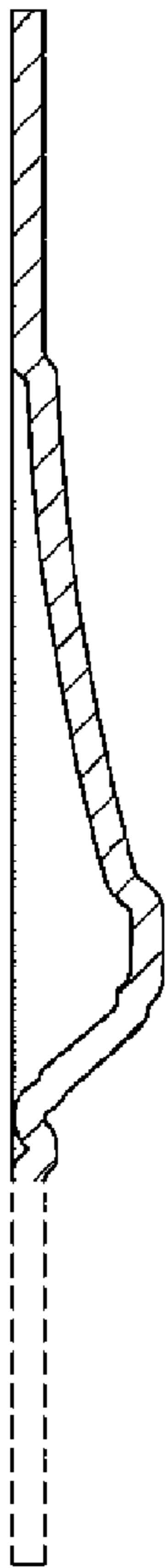


Fig. 4

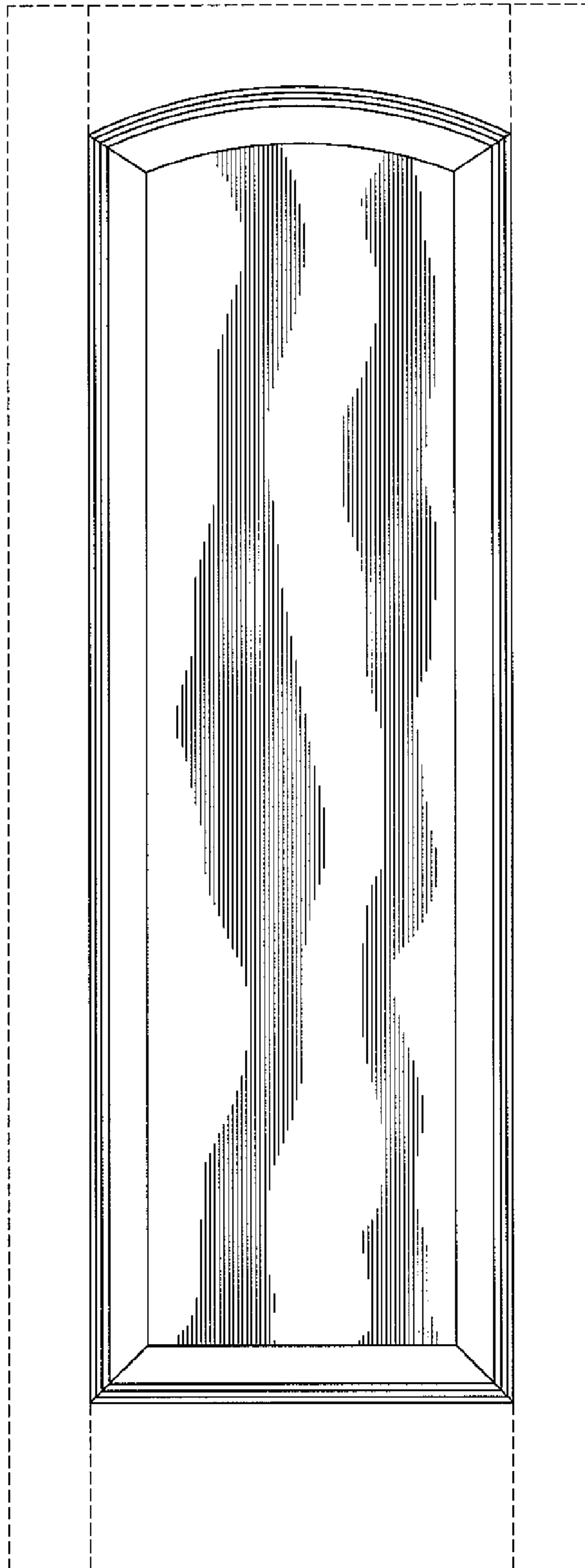


Fig. 5

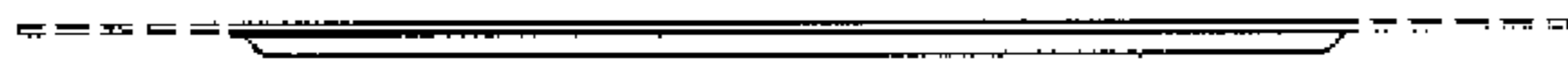


Fig. 6

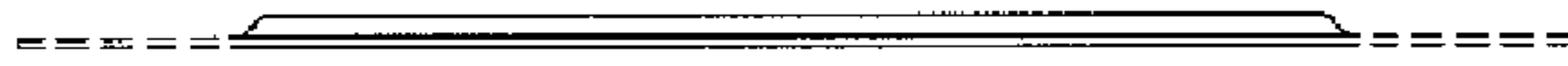


Fig. 7



Fig. 8

