



US00D588706S

(12) **United States Design Patent**
Williams

(10) **Patent No.:** **US D588,706 S**
(45) **Date of Patent:** **** Mar. 17, 2009**

(54) **TEETHING MITT**

(76) Inventor: **Cindy M Williams**, 7475 Aprelle Dr.,
Sanford, FL (US) 32771

(**) Term: **14 Years**

(21) Appl. No.: **29/297,582**

(22) Filed: **Nov. 14, 2007**

(51) **LOC (9) Cl.** **24-04**

(52) **U.S. Cl.** **D24/195; D21/588; D2/615**

(58) **Field of Classification Search** D24/193-199;
D2/615, 622; D21/588, 406, 408, 600, 655;
D30/106, 155; 606/234-236; 128/879-880;
446/26, 28, 73, 81, 327, 390-391; 248/317;
24/115 H, 131 C; 2/16, 158; 215/11.1-11.6
See application file for complete search history.

(56) **References Cited**

U.S. PATENT DOCUMENTS

D65,195 S *	7/1924	Jones	D21/611
1,537,811 A	5/1925	Epling		
2,084,183 A	6/1937	Blendinger		
D135,368 S *	3/1943	Clark	D2/615
2,546,209 A	3/1951	Baum		
D171,536 S *	2/1954	Flanagin	D6/598
2,688,961 A	9/1954	Thomas		
2,798,482 A	7/1957	Feeney		
2,902,693 A	9/1959	Wells, Jr.		
3,442,267 A	5/1969	Krygier		
D229,703 S *	12/1973	Odell	D21/588
3,864,871 A *	2/1975	Kaelin	446/327
D289,820 S *	5/1987	Paik et al.	D2/719
D301,083 S *	5/1989	Wagner	D2/615
D338,068 S *	8/1993	Spence, Jr.	D24/195
5,263,975 A	11/1993	La Rocca		
D349,345 S *	8/1994	Abrams	D24/195
5,385,573 A	1/1995	Wright		
D356,642 S *	3/1995	Abrams	D24/195

D362,915 S *	10/1995	Abrams	D24/195
D371,201 S *	6/1996	Gipson et al.	D24/195
D377,063 S *	12/1996	Sisler	D21/611
D382,967 S *	8/1997	Gardiner	D24/195
D397,165 S *	8/1998	Lun	D21/406
D417,152 S *	11/1999	Keller et al.	D9/451
5,993,285 A	11/1999	Sofia et al.		
D449,423 S *	10/2001	Lowsky	D2/615
D512,752 S *	12/2005	Stainbrook et al.	D21/588
D534,033 S *	12/2006	Roth et al.	D7/392.1
D560,862 S *	1/2008	Knuth et al.	D30/155
D567,476 S *	4/2008	Harland	D2/615
2005/0222621 A1	10/2005	Duwelius et al.		
2006/0004412 A1	1/2006	Gilbert, Jr.		

* cited by examiner

Primary Examiner—Robert M Spear
Assistant Examiner—Susan E Krakower
(74) *Attorney, Agent, or Firm*—Michael L. Leetzow, P.A.

(57) **CLAIM**



The ornamental design for a teething mitt, as shown and described.

DESCRIPTION

FIG. 1 is a front perspective view of a teething mitt showing my new design;
FIG. 2 is a front view thereof;
FIG. 3 is a back view thereof;
FIG. 4 is a top view thereof;
FIG. 5 is a bottom view thereof;
FIG. 6 is a left side view thereof; and,
FIG. 7 is a right side view thereof.

The broken lines illustrate portions of the teething mitt that form no part of the claimed design.

1 Claim, 3 Drawing Sheets



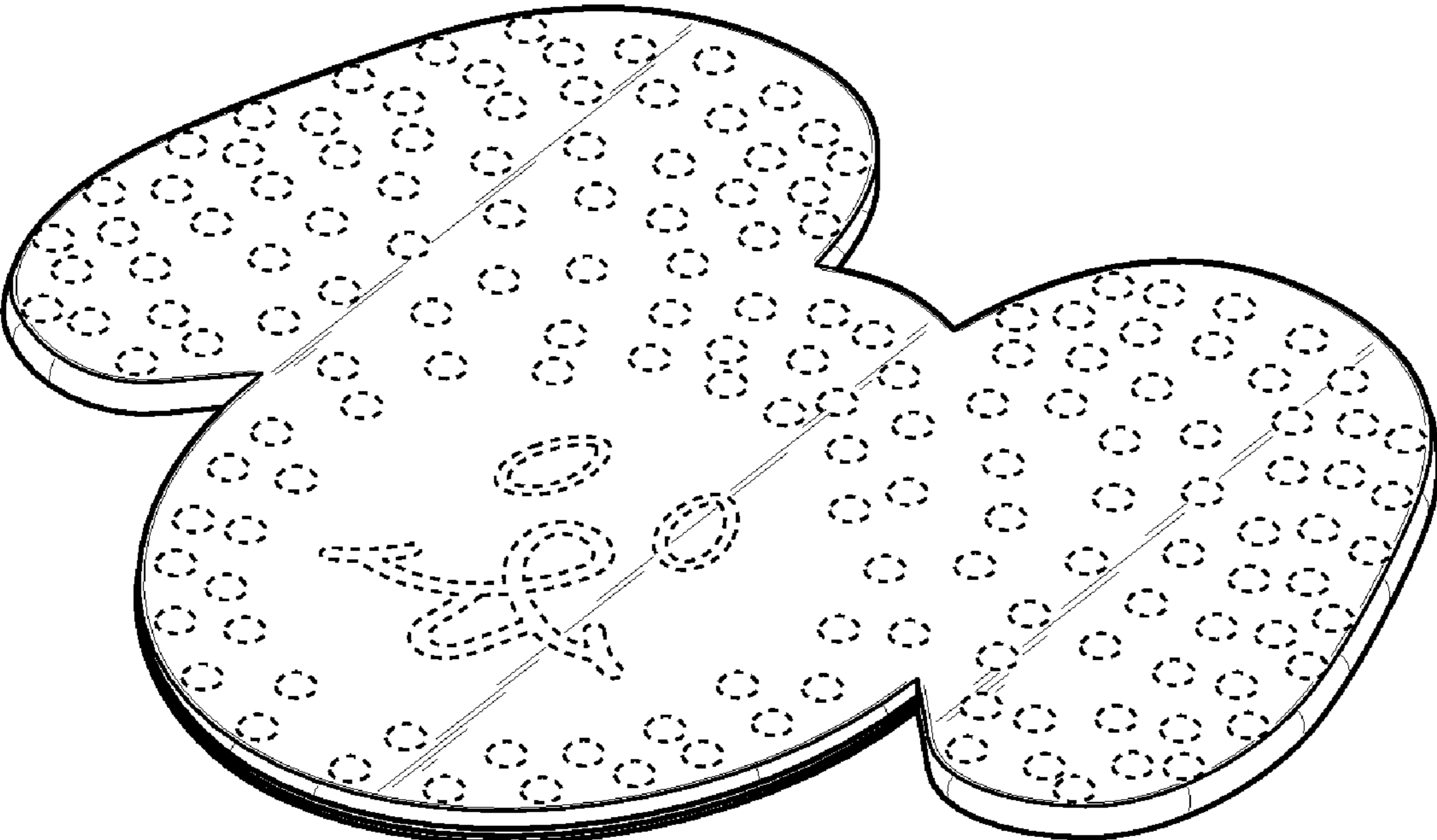


Fig. 1

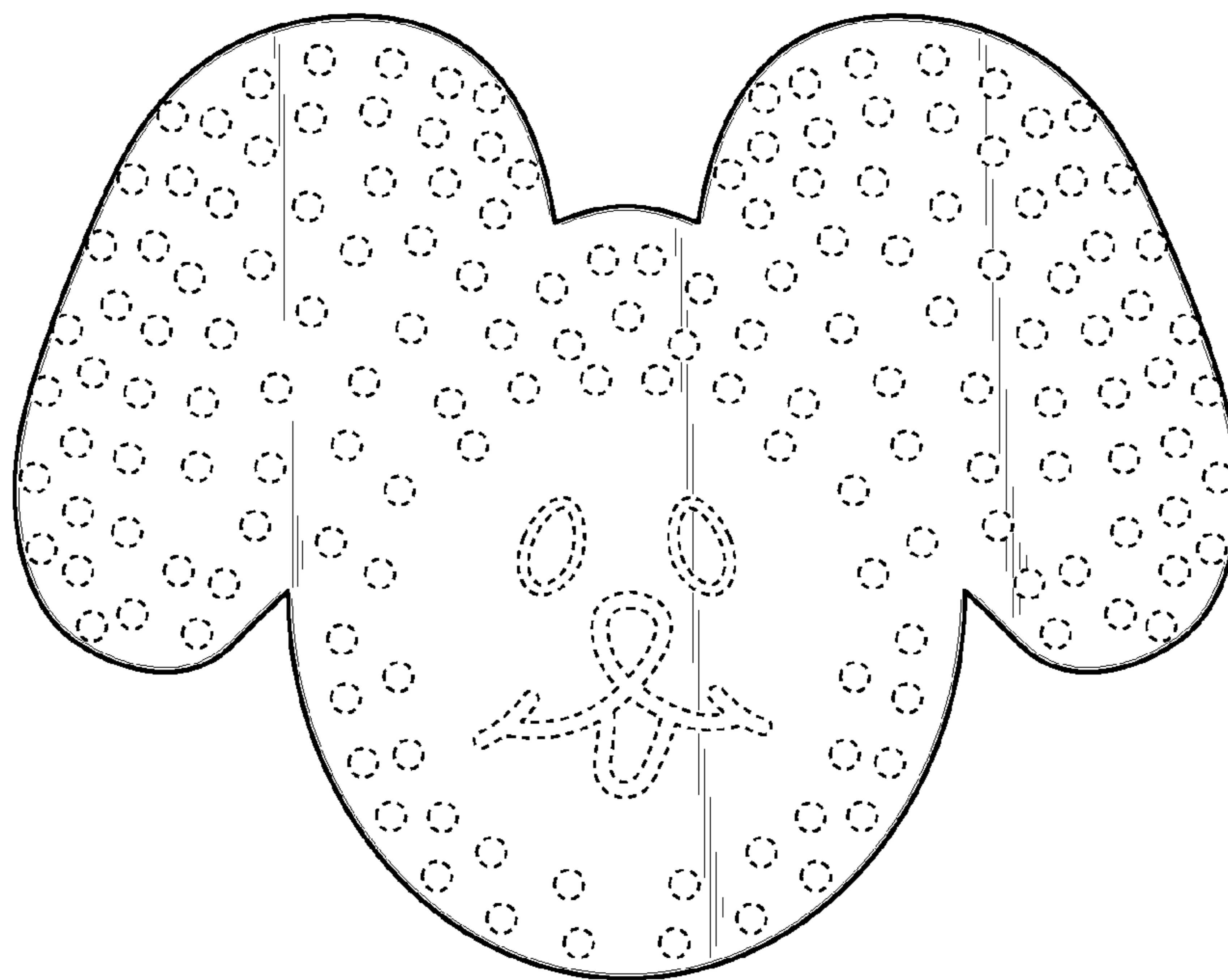


Fig. 2




Fig. 3

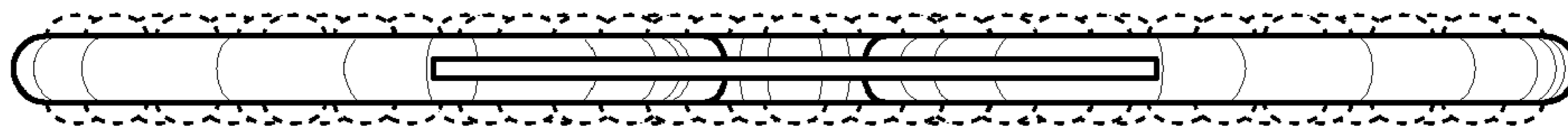


Fig. 4



Fig. 5




Fig. 6

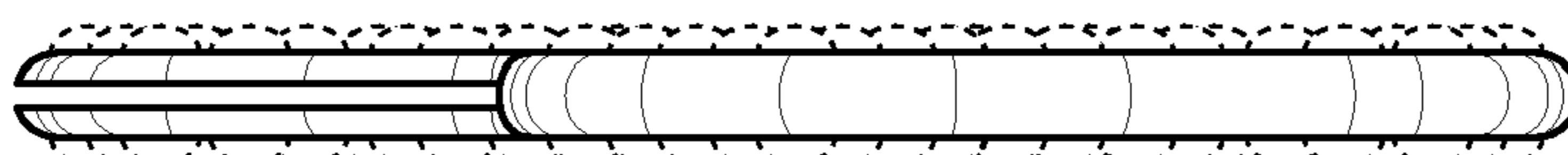


Fig. 7