



US00D588697S

(12) **United States Design Patent**
Hickok

(10) **Patent No.:** **US D588,697 S**
(45) **Date of Patent:** **** Mar. 17, 2009**

(54) **ULTRASONIC DENTAL TIP**

2007/0275348 A1* 11/2007 Lemon 433/119

(75) Inventor: **Teresa R. Hickok**, Bonita, CA (US)

OTHER PUBLICATIONS

(73) Assignee: **San Diego Swiss Machining, Inc.**,
Chula Vista, CA (US)

U.S. Appl. No. 29/280,247; Teresa R. Hickok, Ultrasonic Dental Tip,
May 22, 2007.

U.S. Appl. No. 29/280,254; Teresa R. Hickok, Ultrasonic Dental Tip,
May 22, 2007.

(**) Term: **14 Years**

U.S. Appl. No. 29/280,255; Teresa R. Hickok, Ultrasonic Dental Tip,
May 22, 2007.

(21) Appl. No.: **29/280,250**

* cited by examiner

(22) Filed: **May 22, 2007**

Primary Examiner—Ian Simmons

Assistant Examiner—Wan Laymon

(51) **LOC (9) Cl.** **24-03**

(74) *Attorney, Agent, or Firm*—Fish & Richardson P.C.

(52) **U.S. Cl.** **D24/152; D24/144; D24/146**

(58) **Field of Classification Search** D24/111,
D24/147, 156, 146, 152; 433/165, 119, 125,
433/215, 141, 86, 89-90; 451/165, 910;
132/320; 604/1-3, 77; 606/1, 13, 169-170
See application file for complete search history.

(57) **CLAIM**

The ornamental design for an ultrasonic dental tip, as shown
and described.

(56) **References Cited**

DESCRIPTION

U.S. PATENT DOCUMENTS

FIG. 1 is a side perspective view of the ultrasonic dental tip.

FIG. 2 is a left side view of the ultrasonic dental tip.

FIG. 3 is a right side view of the ultrasonic dental tip.

FIG. 4 is a top view of the ultrasonic dental tip.

FIG. 5 is a bottom view of the ultrasonic dental tip.

FIG. 6 is a front view of the ultrasonic dental tip; and,

FIG. 7 is a back view of the ultrasonic dental tip.

D438,306 S * 2/2001 Narayanan D24/152

6,202,897 B1 * 3/2001 Martin et al. 222/386

D456,078 S * 4/2002 Peterson et al. D24/152

D460,822 S * 7/2002 Dragan et al. D24/152

D511,002 S * 10/2005 Easley D24/144

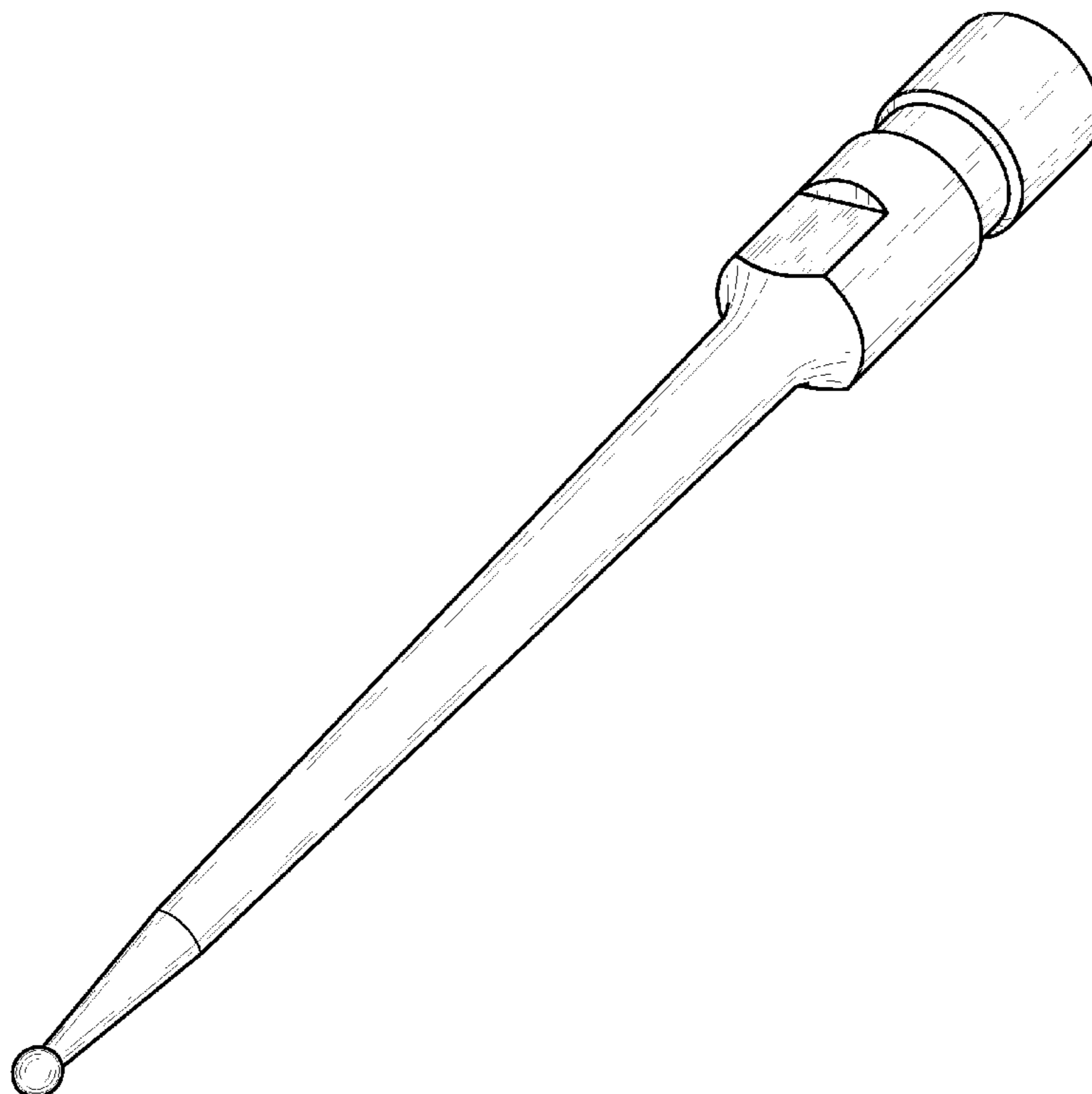
D551,764 S * 9/2007 Easley D24/144

D558,876 S * 1/2008 Spetzler et al. D24/144

2003/0096213 A1 5/2003 Hickok et al.

2006/0004396 A1* 1/2006 Easley et al. 606/169

1 Claim, 4 Drawing Sheets



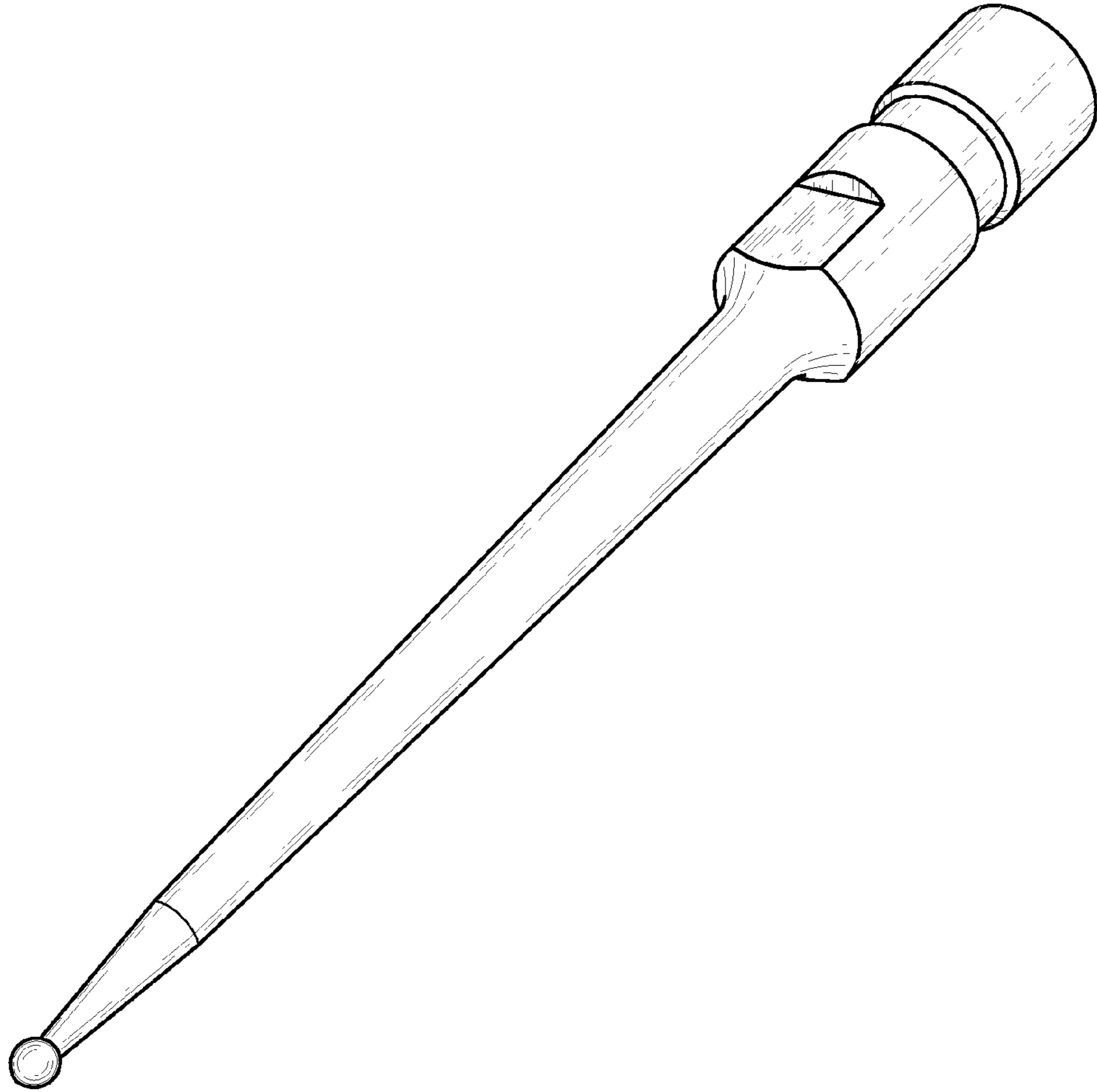


FIG. 1

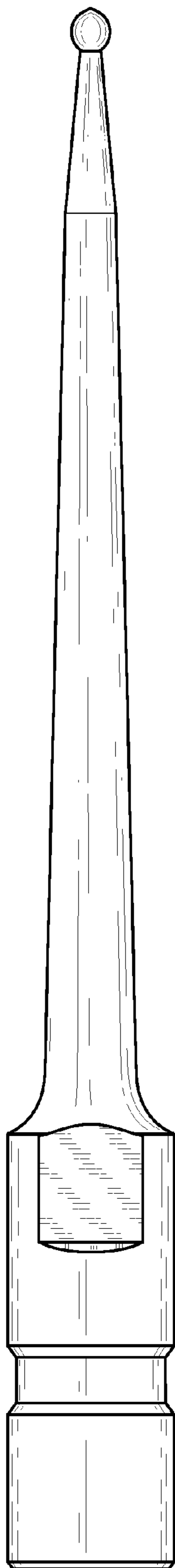


FIG. 2

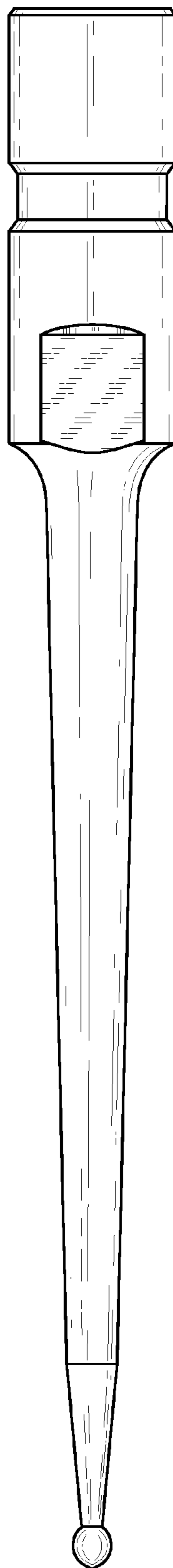


FIG. 3

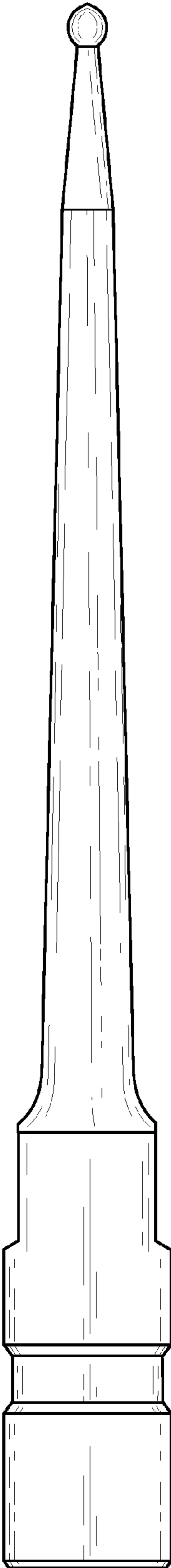


FIG. 4

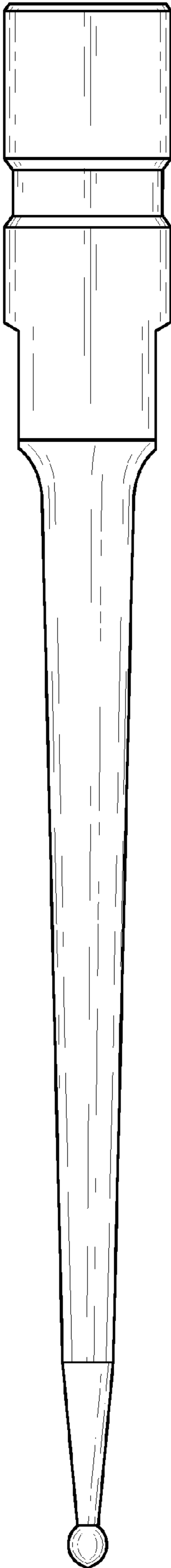


FIG. 5

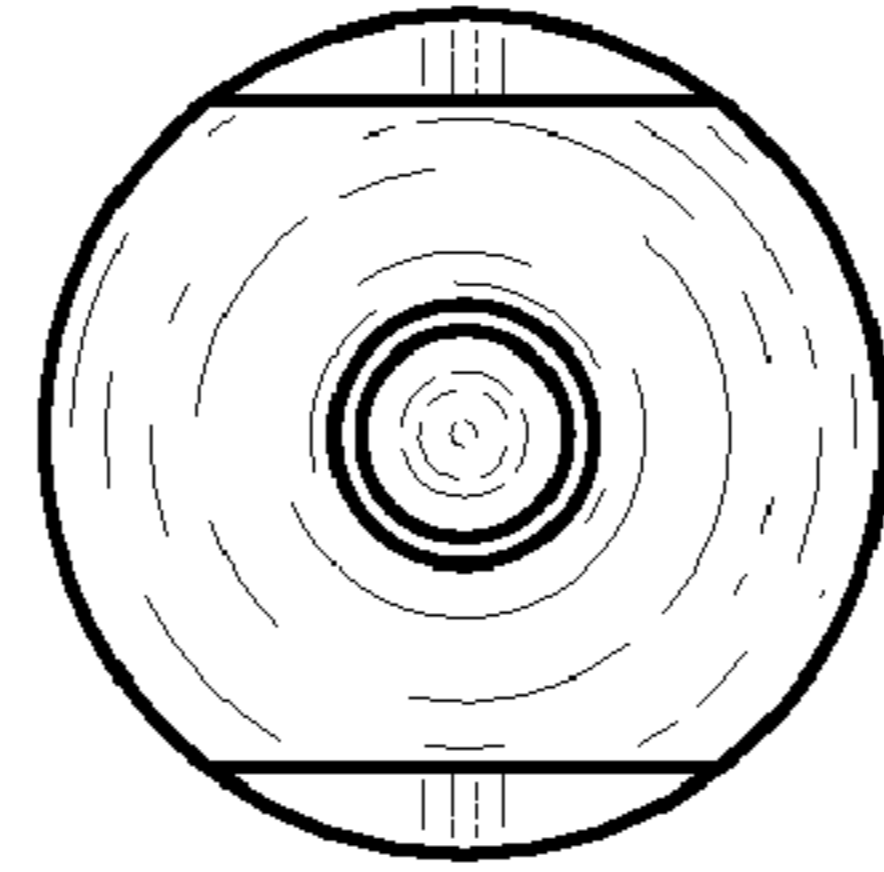


FIG. 6

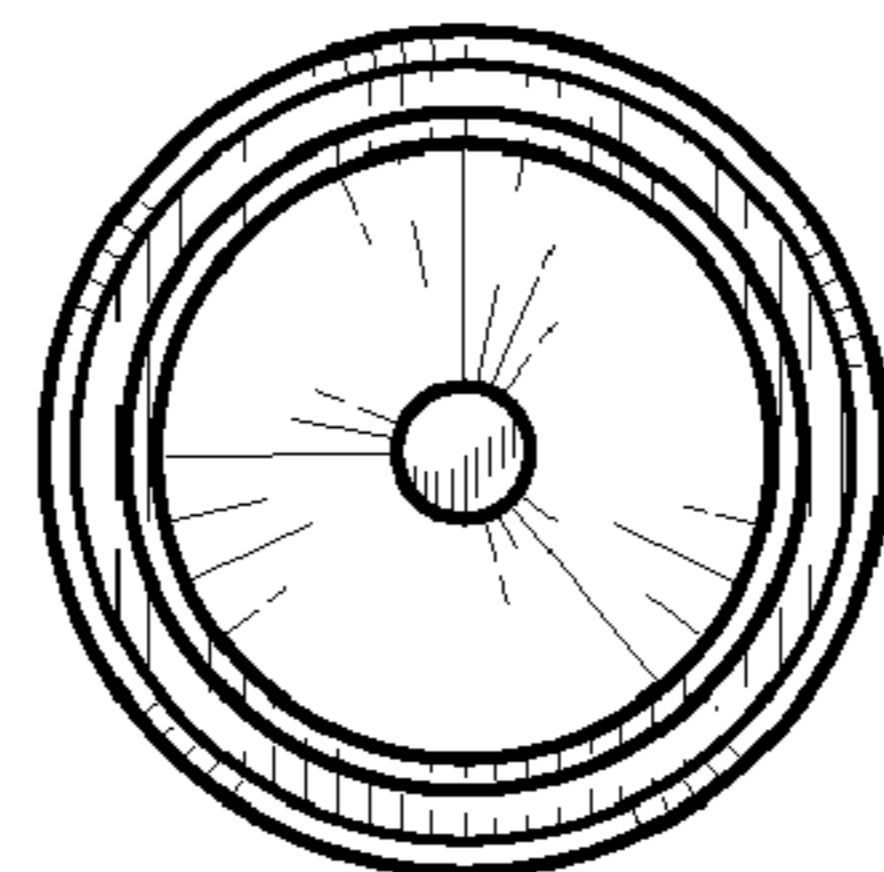


FIG. 7