



US00D588690S

(12) **United States Design Patent**  
**Ging et al.**

(10) **Patent No.:** **US D588,690 S**  
(45) **Date of Patent:** **\*\* Mar. 17, 2009**

(54) **PORTION OF YOKED HEADGEAR**

D383,204 S 9/1997 Lomas

(75) Inventors: **Anthony M. Ging**, Vancouver (CA);  
**Philip R. Kwok**, Chatswood (AU); **Saad Nasr**, Oatley (AU)

(Continued)

**FOREIGN PATENT DOCUMENTS**

(73) Assignee: **ResMed Limited**, Bella Vista (AU)

EP 1258266 11/2002

(\*\*) Term: **14 Years**

(Continued)

**OTHER PUBLICATIONS**

(21) Appl. No.: **29/295,746**

(22) Filed: **Oct. 5, 2007**

Moore et al., Parent U.S. Appl. No. 29/232,874, filed Jun. 24, 2005.

(Continued)

**Related U.S. Application Data**

(60) Continuation of application No. 29/232,874, filed on Jun. 24, 2005, now Pat. No. Des. 552,731, which is a continuation of application No. 29/213,364, filed on Sep. 16, 2004, now Pat. No. Des. 540,941, which is a division of application No. 29/189,972, filed on Sep. 15, 2003, now Pat. No. Des. 507,348, which is a division of application No. 29/166,190, filed on Aug. 9, 2002, now Pat. No. Des. 485,905.

*Primary Examiner*—Ian Simmons

*Assistant Examiner*—Christopher Lee

(74) *Attorney, Agent, or Firm*—Nixon & Vanderhye P.C.

(57)

**CLAIM**

The ornamental design of a portion of a yoked headgear, as shown and described.

(51) **LOC (9) Cl.** ..... **29-02**

(52) **U.S. Cl.** ..... **D24/110.1; D24/110.5**

(58) **Field of Classification Search** .. D24/110.1–110.5,  
D24/110, 129, 164; 128/207.11, 207.13,  
128/204.11, 200.24; D16/339; 2/171.2,  
2/171.8

See application file for complete search history.

**DESCRIPTION**

FIG. 1 is a perspective view of a first embodiment of a portion of a yoked headgear showing our design;

FIG. 2 is a front view thereof;

FIG. 3 is a rear view thereof;

FIG. 4 is a perspective view of a second embodiment of a portion of a yoked headgear showing our design;

FIG. 5 is a front view thereof; and,

FIG. 6 is a rear view thereof.

Where included, broken (dot/dash) lines showing environment or structure are for illustrative purposes only and form no part of the claimed design.

The use of stippled shading and line shading is used to indicate contrasting materials.

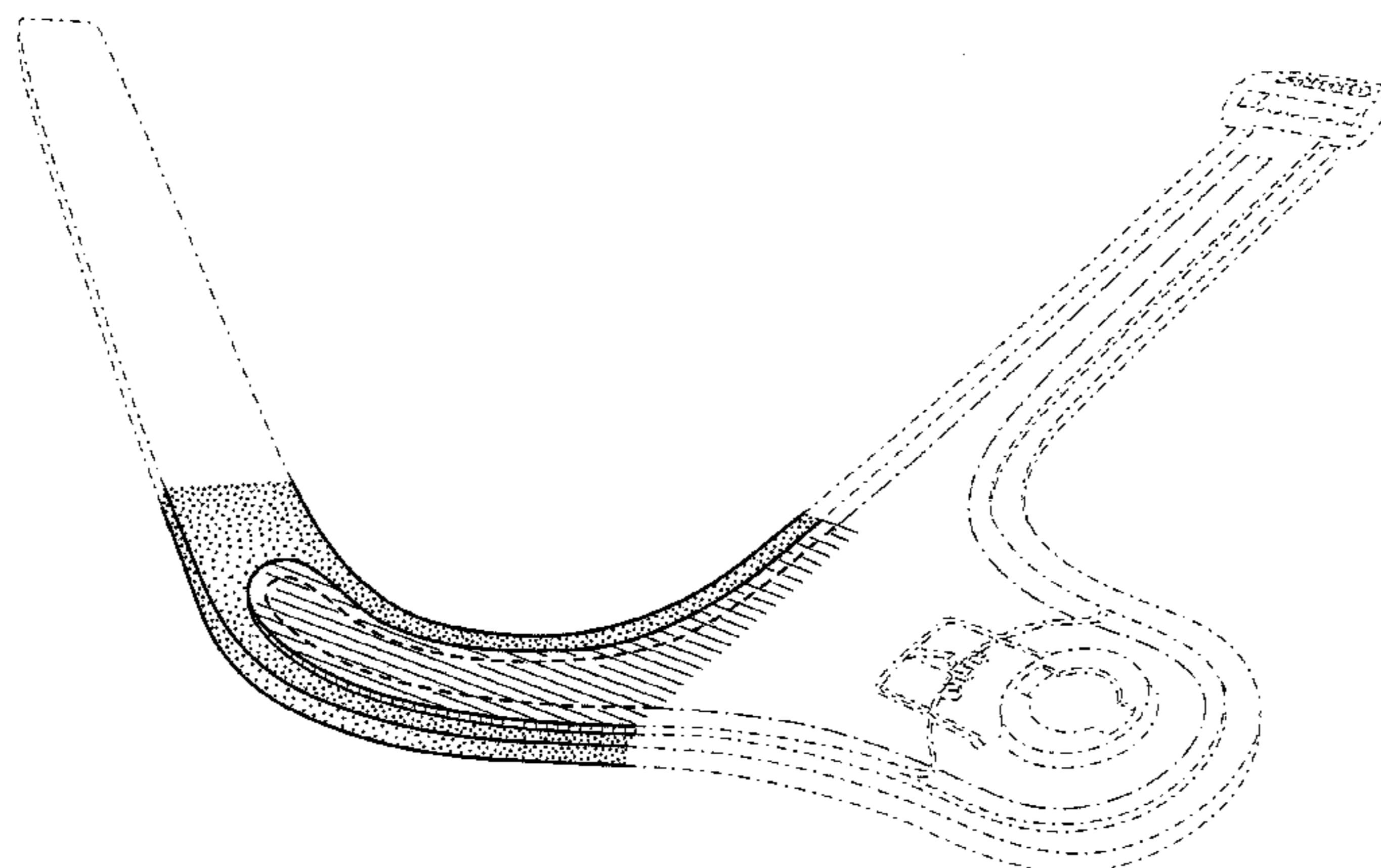
The dashed lines in FIGS. 1–6 are representative of stitching.

(56) **References Cited**

**U.S. PATENT DOCUMENTS**

1,192,186 A	7/1916	Greene
D247,982 S	5/1978	Huddy
4,167,185 A	9/1979	Lewis
4,414,973 A	11/1983	Matheson et al.
H397 H	1/1988	Stark
4,739,755 A	4/1988	White et al.
5,243,971 A	9/1993	Sullivan et al.
5,542,128 A	8/1996	Lomas
D377,089 S	12/1996	Starr et al.

**1 Claim, 6 Drawing Sheets**



# US D588,690 S

Page 2

## U.S. PATENT DOCUMENTS

5,724,965 A 3/1998 Handke et al.  
5,937,851 A 8/1999 Serowski et al.  
D423,096 S 4/2000 Kwok  
6,044,844 A 4/2000 Kwok et al.  
6,112,746 A 9/2000 Kwok et al.  
6,119,694 A 9/2000 Correa et al.  
6,357,441 B1 3/2002 Kwok et al.  
6,412,487 B1 7/2002 Gunaratnam et al.  
6,422,238 B1 7/2002 Lithgow  
D464,426 S 10/2002 Palkon et al.  
D464,428 S 10/2002 Barnett et al.  
6,457,473 B1 10/2002 Brostrom et al.  
6,550,070 B2 4/2003 Wiegand  
6,581,594 B1 6/2003 Drew et al.  
6,619,288 B2 9/2003 Demers et al.  
6,634,358 B2 10/2003 Kwok et al.  
D485,905 S 1/2004 Moore et al.  
6,691,707 B1 2/2004 Gunaratnam et al.  
D496,098 S 9/2004 Guney et al.  
6,796,308 B2 9/2004 Gunaratnam et al.  
6,851,425 B2 2/2005 Jaffre et al.  
D507,348 S 7/2005 Moore et al.

D540,464 S 4/2007 Guney et al.  
D540,941 S 4/2007 Kwok et al.  
7,210,481 B1 5/2007 Lovell et al.  
D545,961 S 7/2007 Hitchcock et al.  
2001/0020474 A1 9/2001 Hecker et al.  
2002/0144684 A1 10/2002 Moone  
2003/0196657 A1 10/2003 Ging et al.  
2004/0094157 A1 5/2004 Dantanarayana et al.

## FOREIGN PATENT DOCUMENTS

FR 2618340 1/1989  
FR 2735030 12/1996  
GB 2264646 9/1993  
GB 2379886 2/2003  
WO WO 87/01950 4/1987  
WO WO 98/04310 2/1998  
WO WO 01/32250 5/2001  
WO WO 01/62326 8/2001  
WO WO 02/11804 2/2002  
WO WO 02/096342 12/2002

## OTHER PUBLICATIONS

Gunaratnam et al., U.S. Appl. No. 29/214,556, filed Jun. 1, 2004.

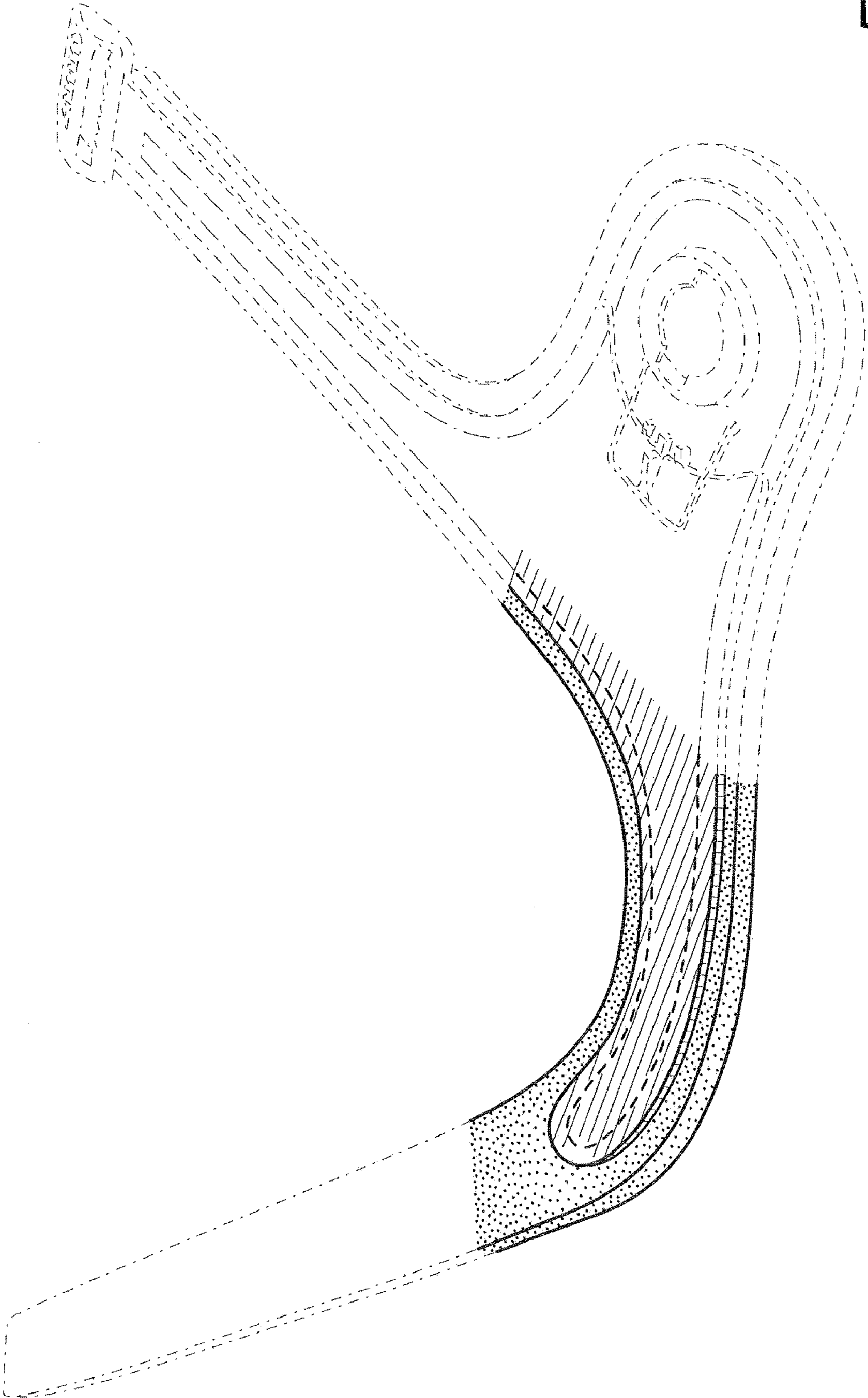


Fig. 1

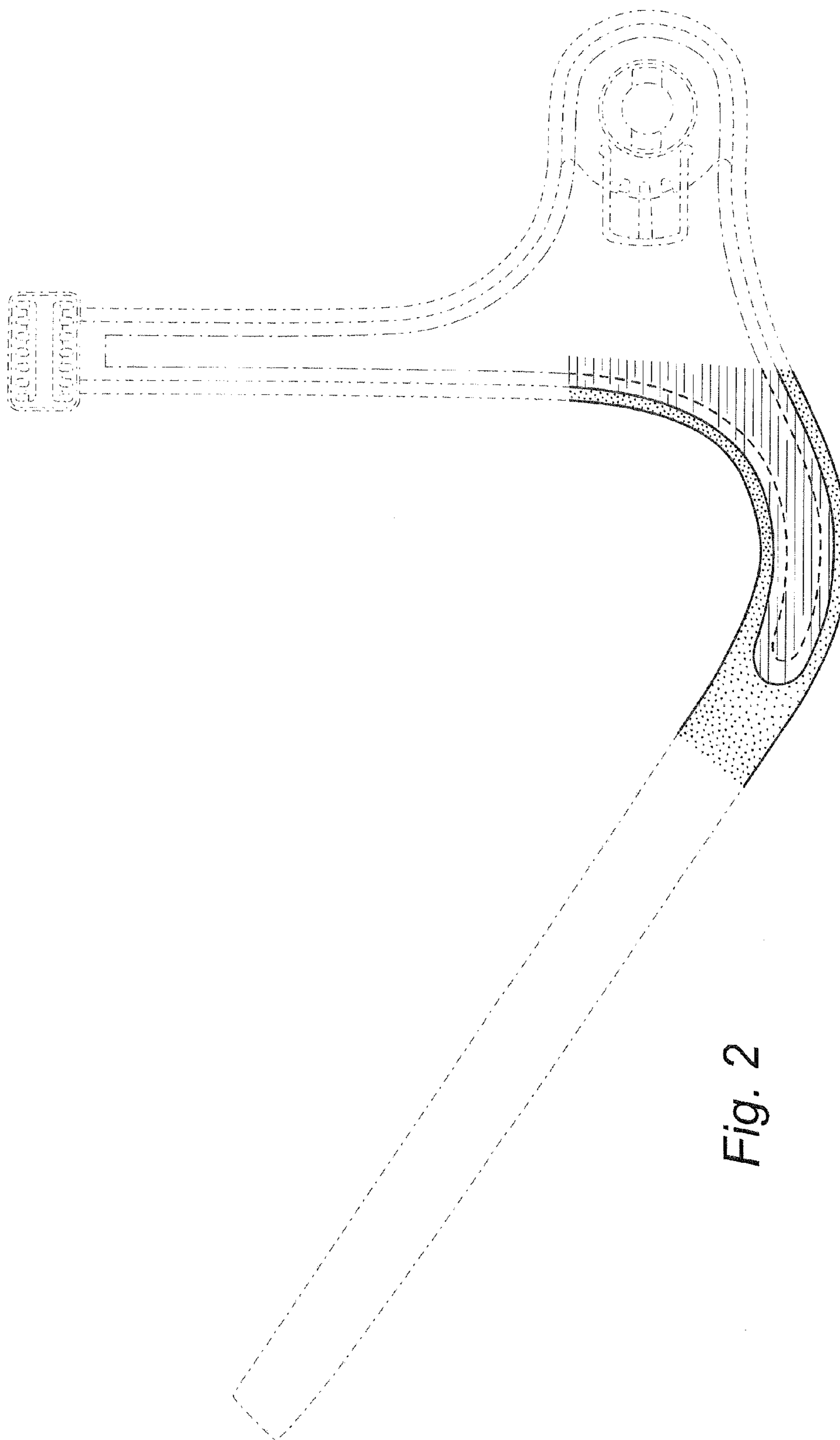


Fig. 2

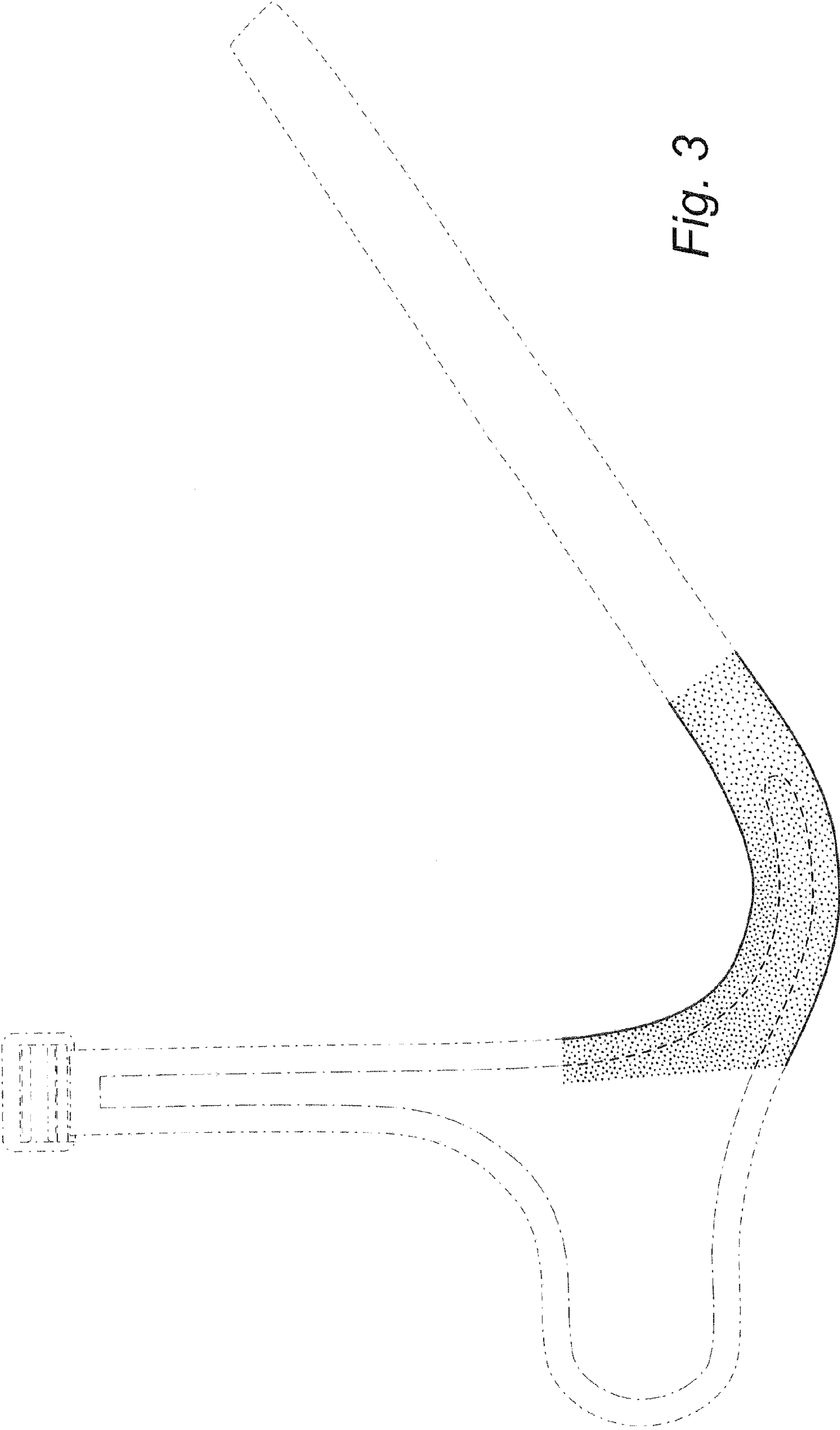


Fig. 3

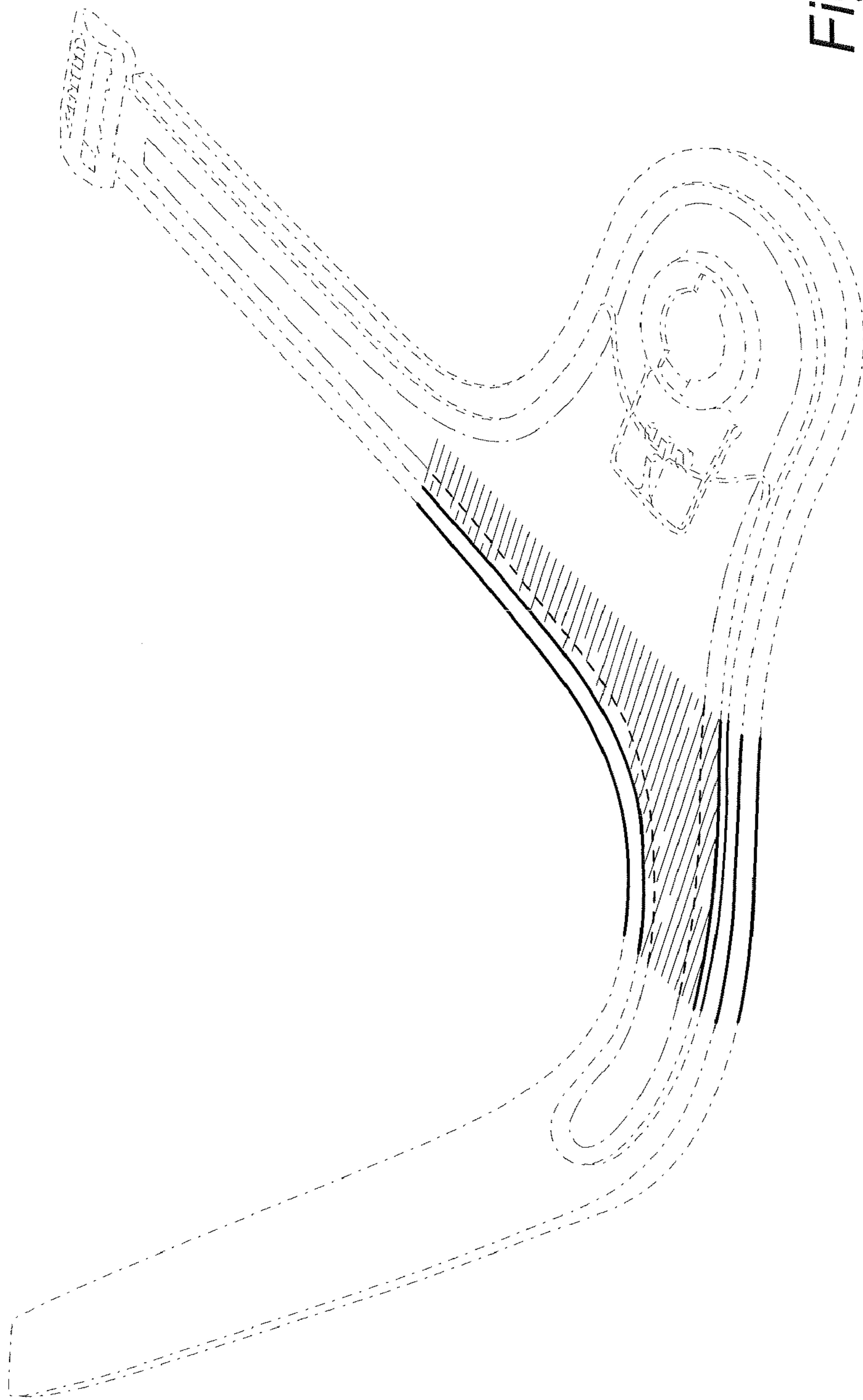


Fig. 4

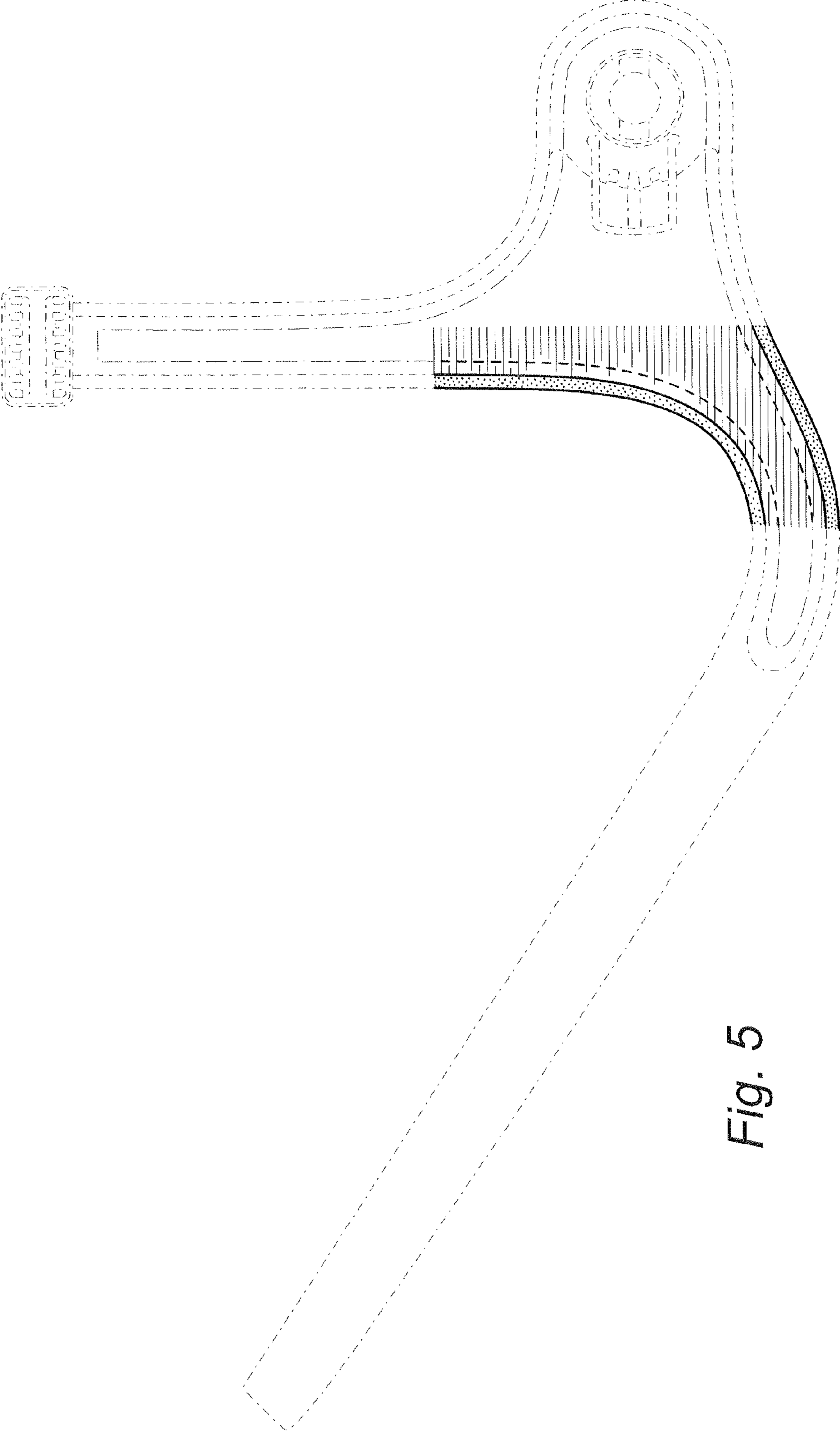


Fig. 5

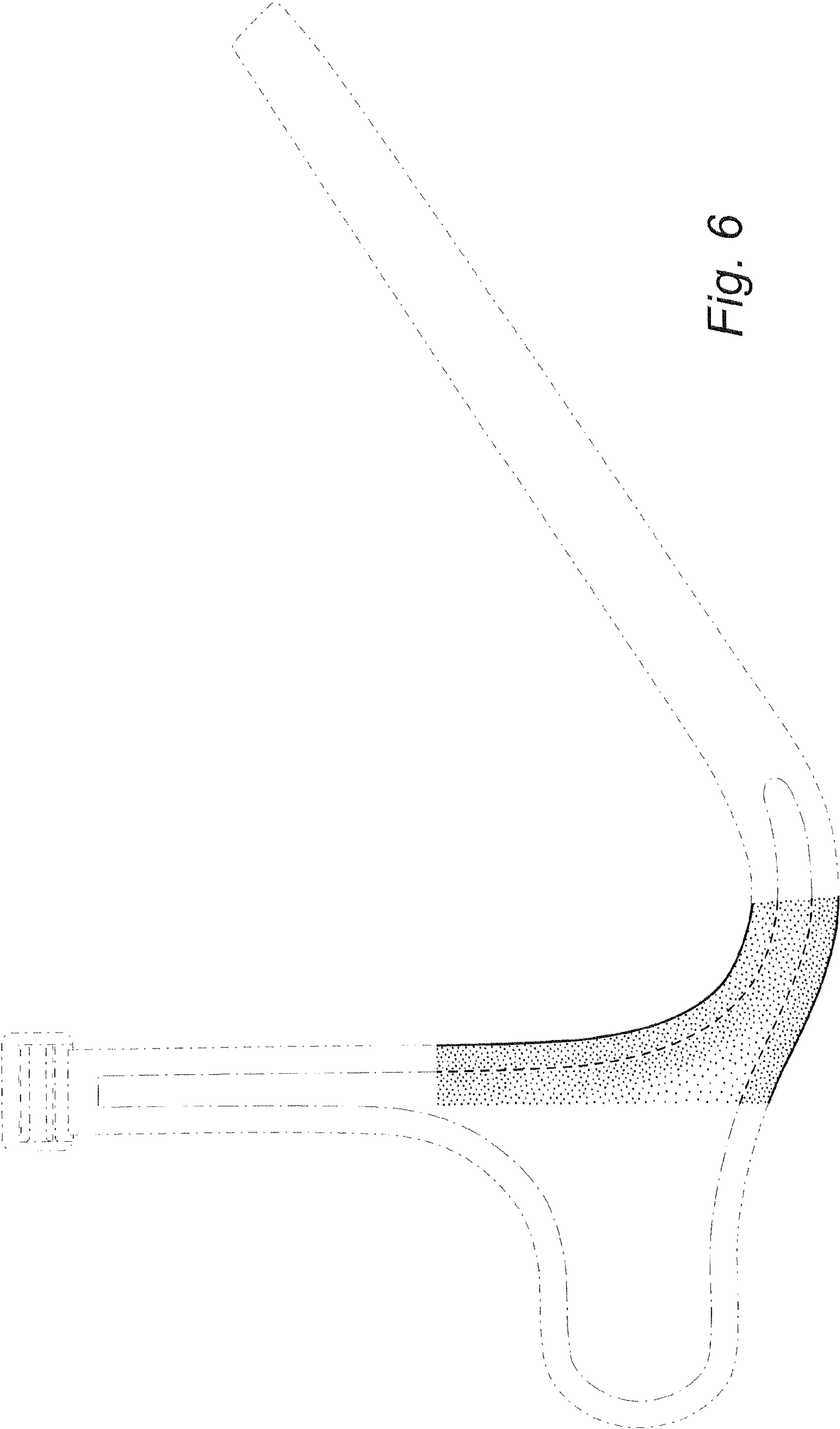


Fig. 6