



US00D588686S

(12) **United States Design Patent**
Spiegel

(10) **Patent No.:** **US D588,686 S**

(45) **Date of Patent:** **** Mar. 17, 2009**

(54) **AIR PURIFIER**

(75) Inventor: **Peter Spiegel**, Lake Balboa, CA (US)

(73) Assignee: **Sylmark Holdings Limited** (IE)

(**) Term: **14 Years**

(21) Appl. No.: **29/304,860**

(22) Filed: **Mar. 7, 2008**

(51) **LOC (9) Cl.** **23-04**

(52) **U.S. Cl.** **D23/364**

(58) **Field of Classification Search** D23/364,
D23/355, 356, 359, 360, 362, 352, 366, 369,
D23/332, 333, 335, 336, 342, 351; 422/120,
422/122; 55/356, 473, 504; 96/97; D14/188,
D14/170, 172; 261/DIG. 17, DIG. 65, DIG. 88,
261/DIG. 31

See application file for complete search history.

(56) **References Cited**

U.S. PATENT DOCUMENTS

D461,002 S *	7/2002	Christianson	D23/364
D487,139 S *	2/2004	Shapiro	D23/335
D507,339 S *	7/2005	Shapiro	D23/335
D507,340 S *	7/2005	Shapiro	D23/335
D510,989 S *	10/2005	Dooley	D23/335
D522,116 S *	5/2006	Zhixiang	D23/364
D529,160 S *	9/2006	Li et al.	D23/364

D551,328 S *	9/2007	Leng et al.	D23/364
D551,329 S *	9/2007	Cheng	D23/364
D562,952 S *	2/2008	Lewis	D23/332
D562,953 S *	2/2008	Lewis	D23/332
D566,253 S *	4/2008	Shapiro	D23/332
D567,344 S *	4/2008	Gao	D23/332

* cited by examiner

Primary Examiner—T. Chase Nelson

Assistant Examiner—David G Muller

(74) *Attorney, Agent, or Firm*—Kathy Mojibi Kavcioglu

(57) **CLAIM**

The ornamental design for an air purifier, as shown and described.

DESCRIPTION

FIG. 1 is a perspective view of a preferred embodiment of the air purifier of the present invention;

FIG. 2 is a front view thereof;

FIG. 3 is a side view thereof;

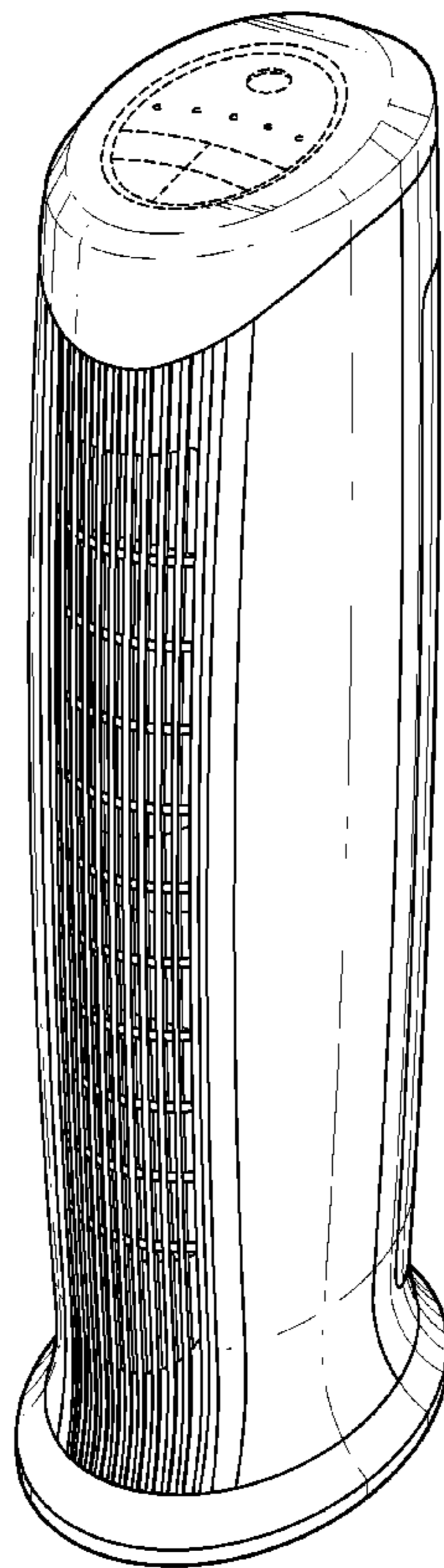
FIG. 4 is a rear view thereof;

FIG. 5 is a top plan view thereof; and,

FIG. 6 is a bottom view thereof.

The broken lines depict portions of the air purifier that form no part of the claimed design.

1 Claim, 5 Drawing Sheets



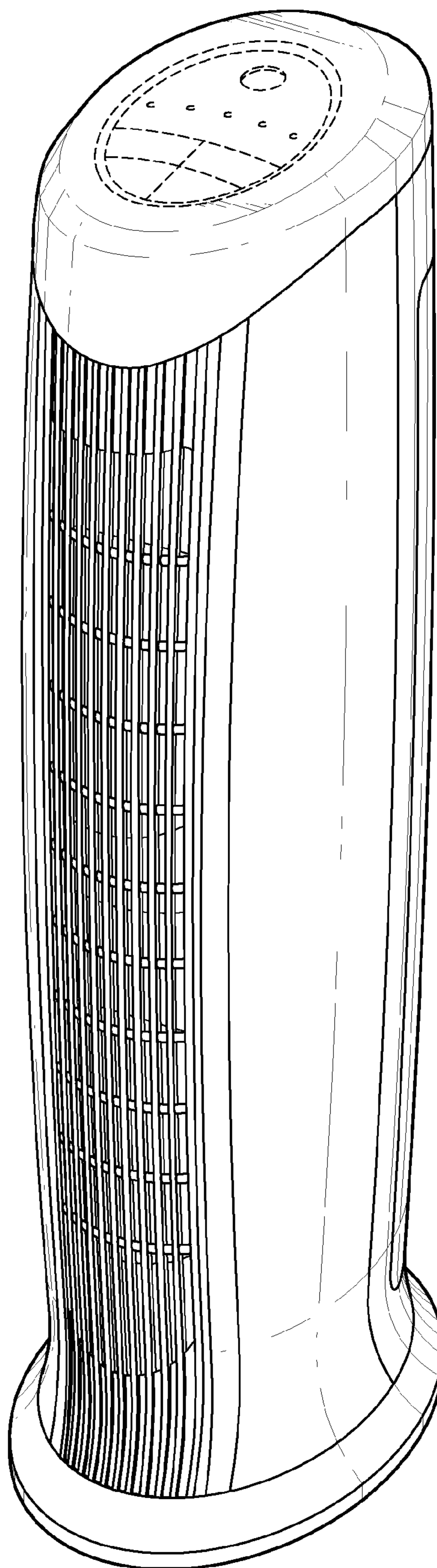


FIG. 1

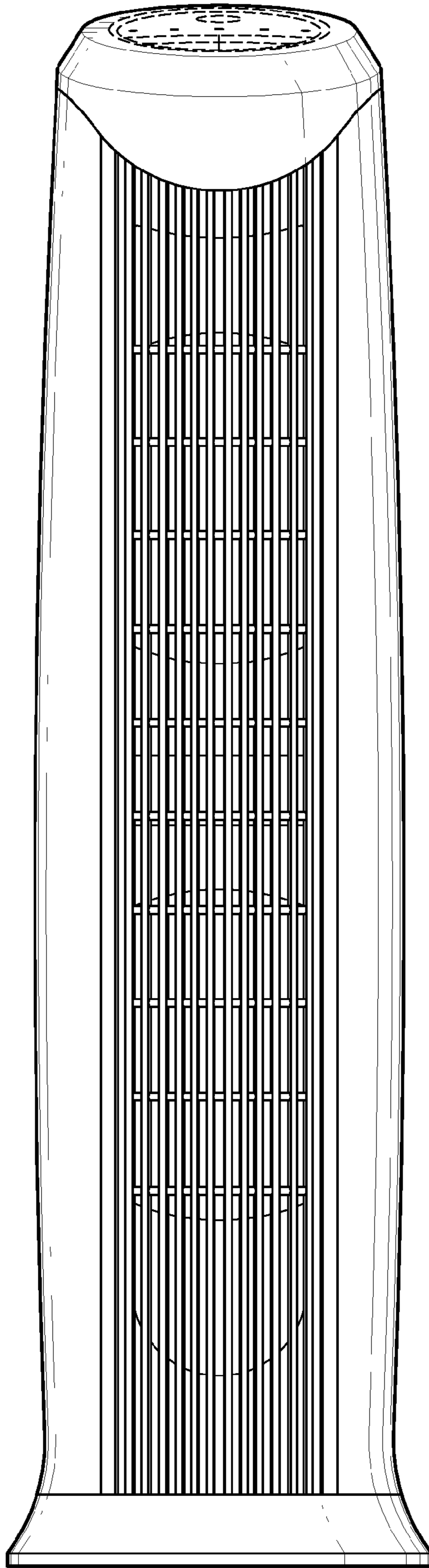


FIG. 2

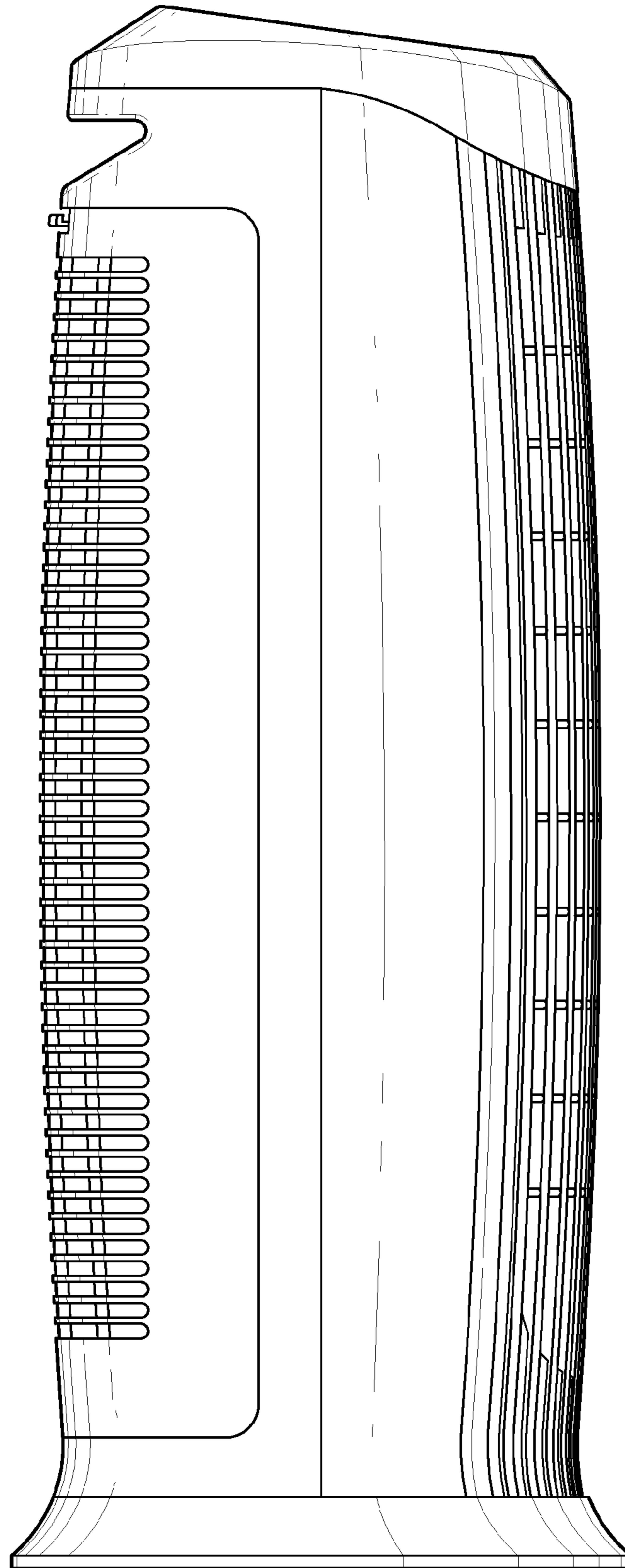


FIG. 3

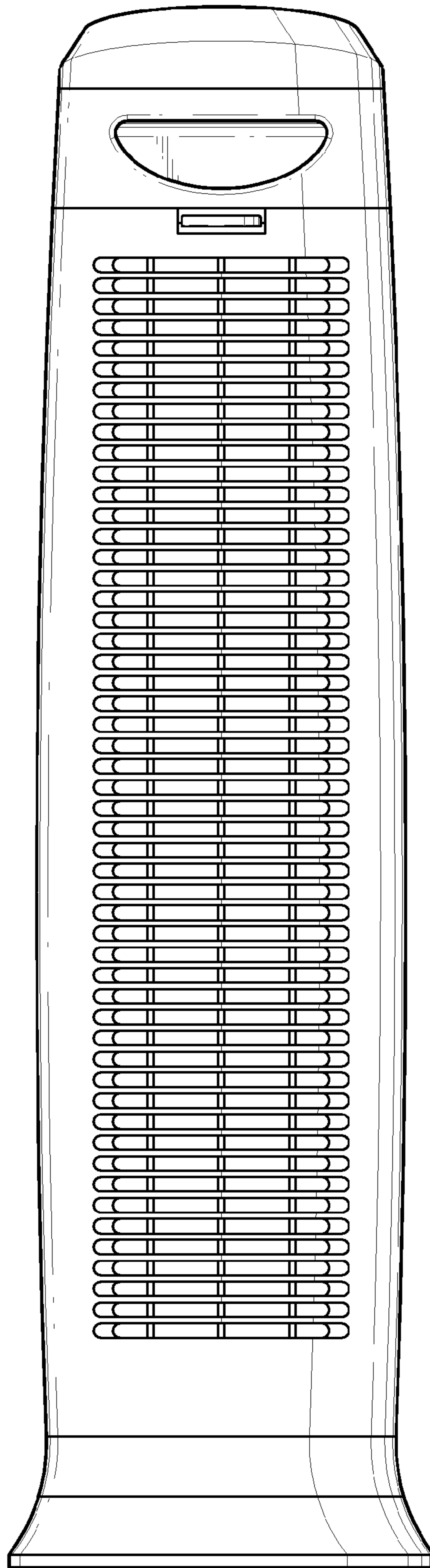


FIG. 4

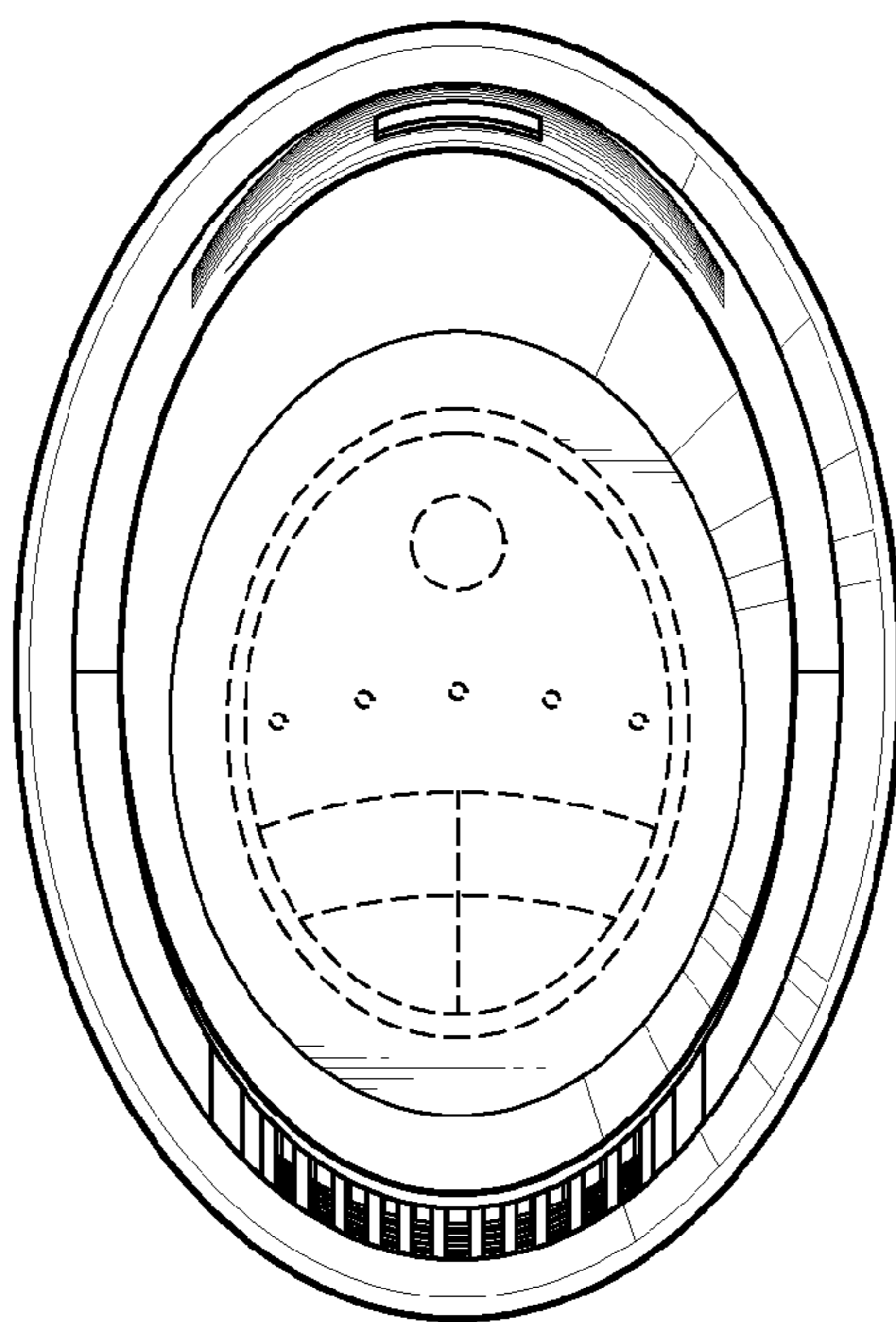


FIG. 5

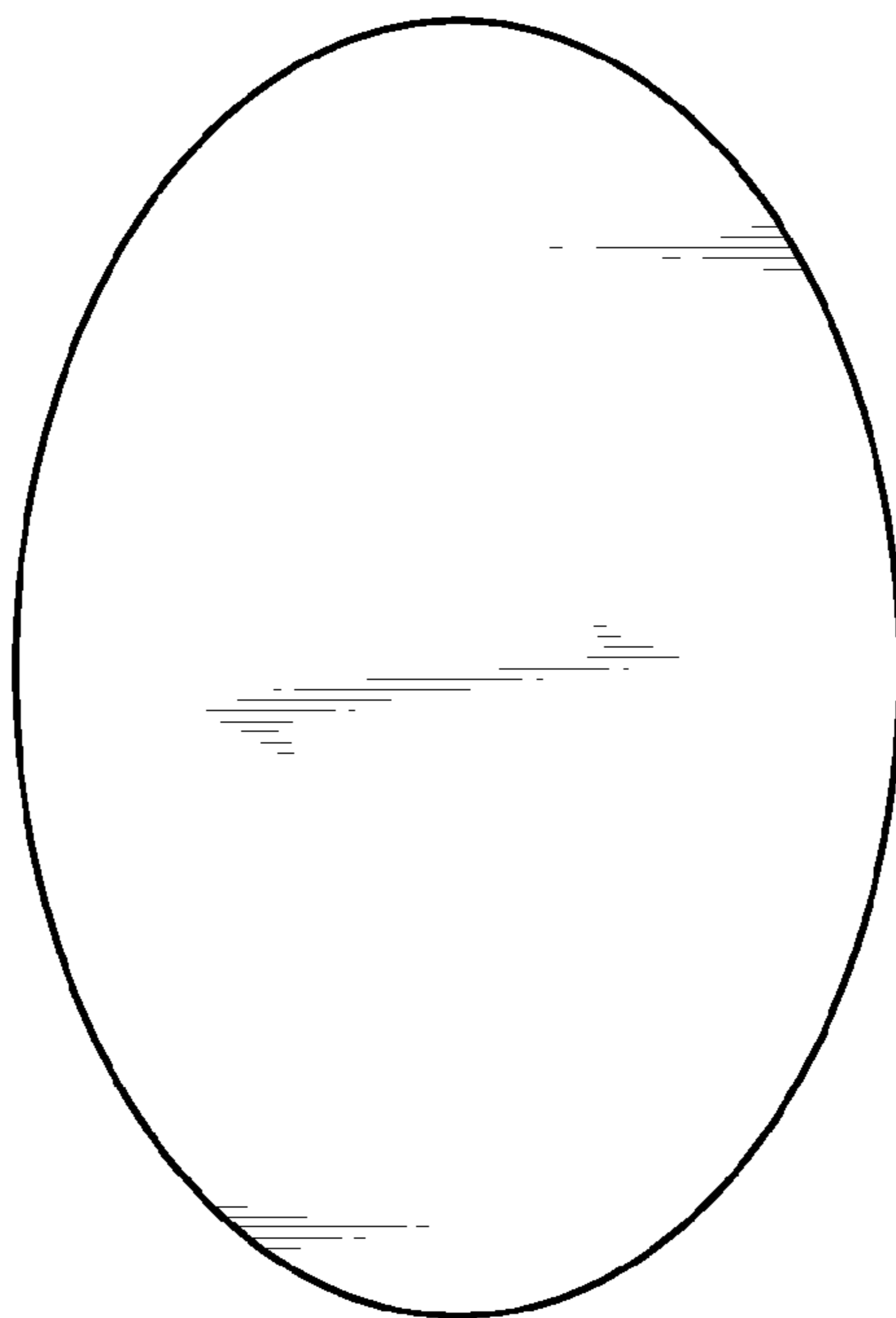


FIG. 6