



US00D588677S

(12) **United States Design Patent**
Drake

(10) **Patent No.:** **US D588,677 S**
(45) **Date of Patent:** **** Mar. 17, 2009**

- (54) **SINK**
 - (75) Inventor: **Jamie Drake**, New York, NY (US)
 - (73) Assignee: **Elkay Manufacturing Company**, Oak Brook, IL (US)
 - (**) Term: **14 Years**
 - (21) Appl. No.: **29/305,398**
 - (22) Filed: **Mar. 19, 2008**
 - (51) **LOC (9) Cl.** **23-02**
 - (52) **U.S. Cl.** **D23/284**
 - (58) **Field of Classification Search** D23/271–274,
D23/284–293.1, 303, 308; 4/619, 624, 660,
4/637
- See application file for complete search history.

(56) **References Cited**

U.S. PATENT DOCUMENTS

D261,028 S	9/1981	Bitvai	
D288,351 S *	2/1987	Smith	D23/285
D387,857 S	12/1997	McKeone	
D492,397 S *	6/2004	Bayer	D23/293.1
7,155,759 B2 *	1/2007	Milne	4/619
D562,948 S *	2/2008	Jones et al.	D23/284

OTHER PUBLICATIONS

Kohler, "The Bold Look of Kohler: All Sinks," retrieved from http://www.us.kohler.com/onlinecatalog/product_result.

jsp?showAll=true§ion=1&category=5&subcategory=36
&frm=null&module=Kitchen+Sinks&cat_count=7&QS_0=All
&QS_1=All&QS_2=All&QS_3=All&QS_4=All&QS_5=All
&QS_6=All&sort=Default on Aug. 6, 2005.

* cited by examiner

Primary Examiner—Robert A Delehanty
(74) *Attorney, Agent, or Firm*—Leydig, Voit & Mayer, Ltd.

(57) **CLAIM**

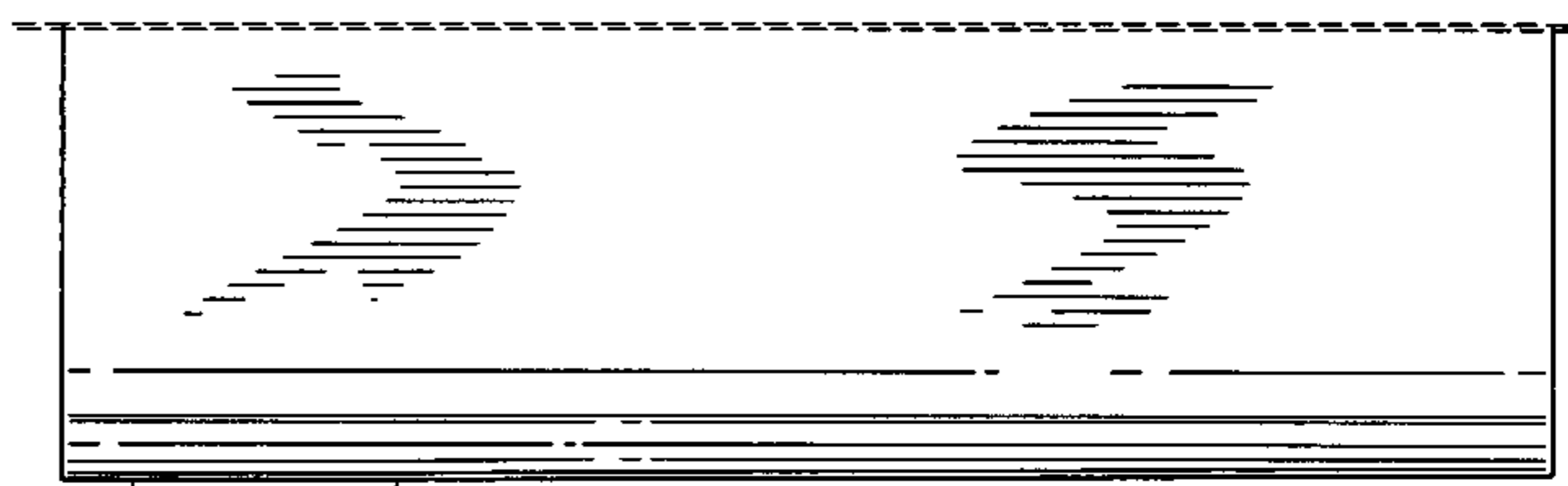
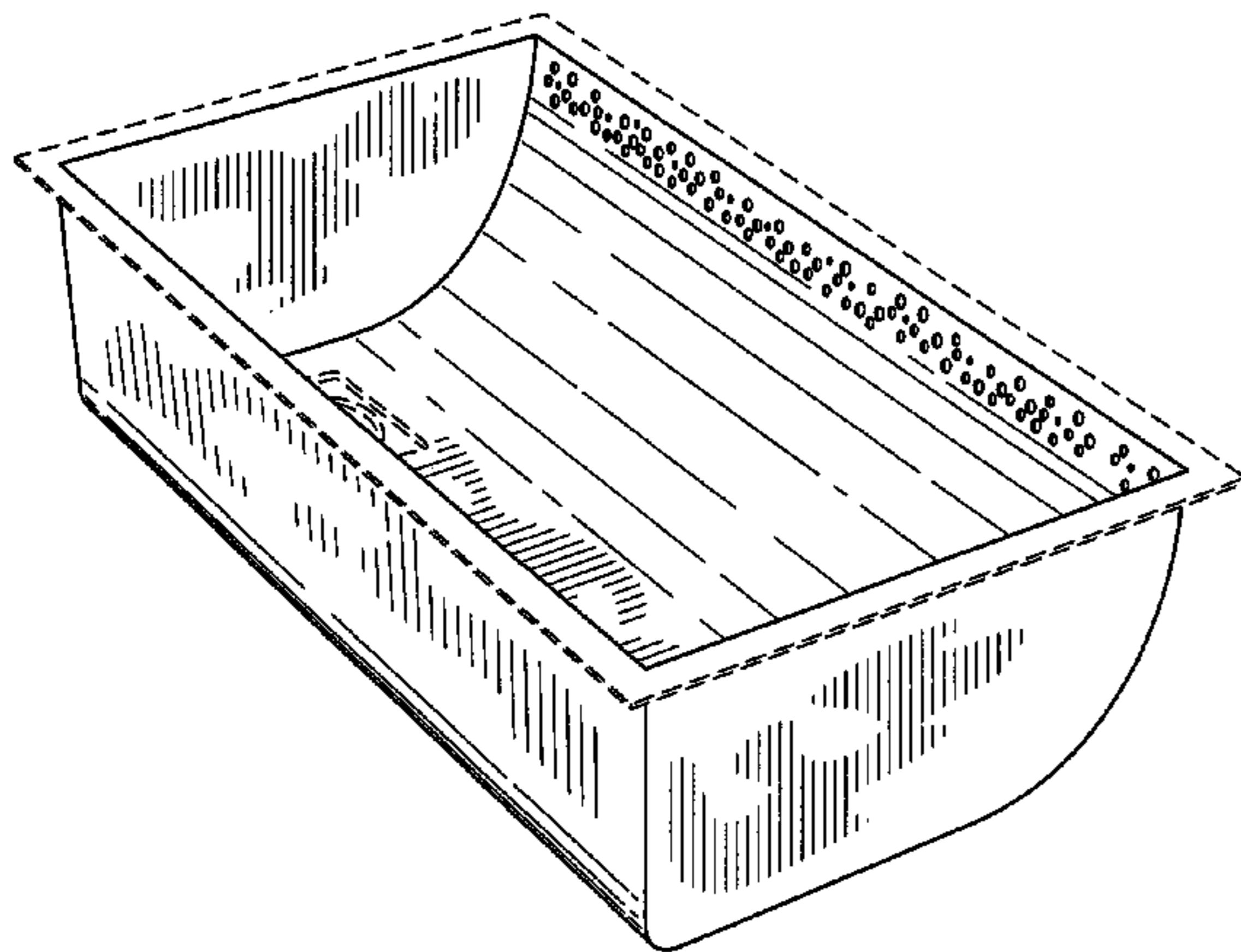
The ornamental design for a sink, as shown and described.

DESCRIPTION

FIG. 1 is a perspective view taken from the top, front, and right side of a sink showing my new design;
 FIG. 2 is a top plan view of the sink shown in FIG. 1;
 FIG. 3 is a bottom view of the sink shown in FIG. 1;
 FIG. 4 is a front elevational view of the sink shown in FIG. 1;
 FIG. 5 is a rear elevational view of the sink shown in FIG. 1;
 FIG. 6 is a left elevational side view of the sink shown in FIG. 1; and,
 FIG. 7 is a right elevational side view of the sink shown in FIG. 1.

The broken lines are for illustration purposes only and form no part of the claimed design.

1 Claim, 5 Drawing Sheets



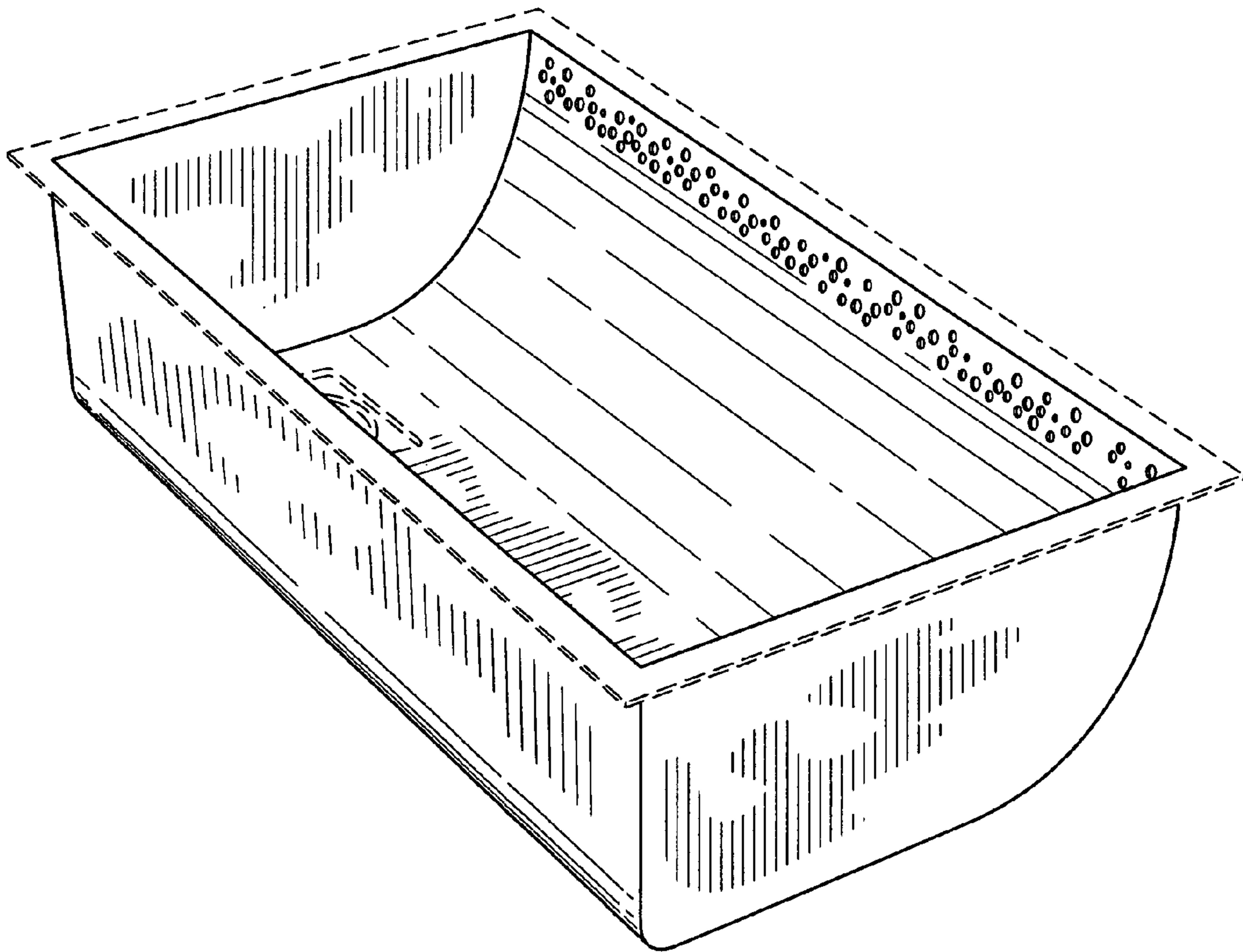


FIG. 1




FIG. 2

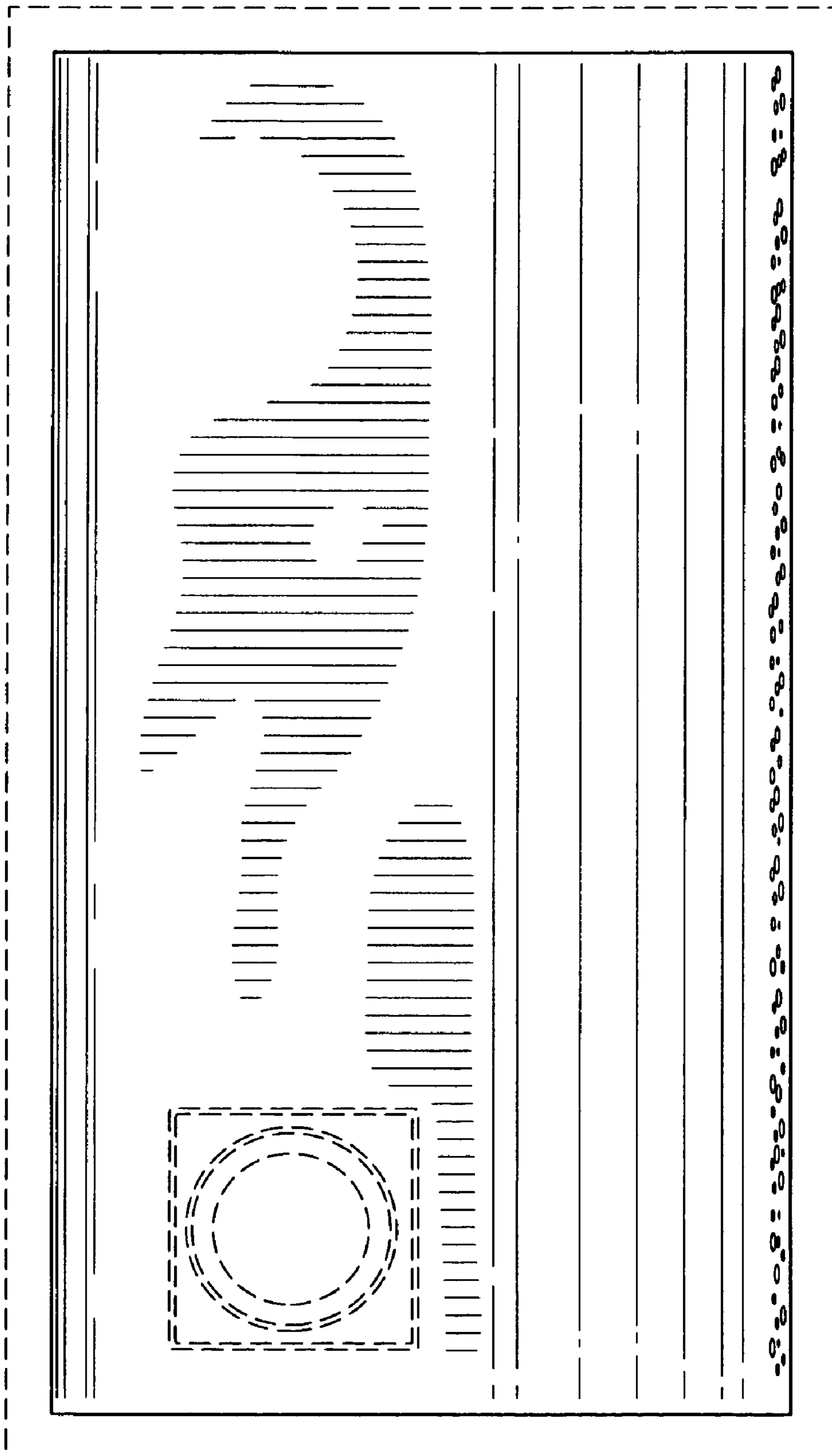


FIG. 3

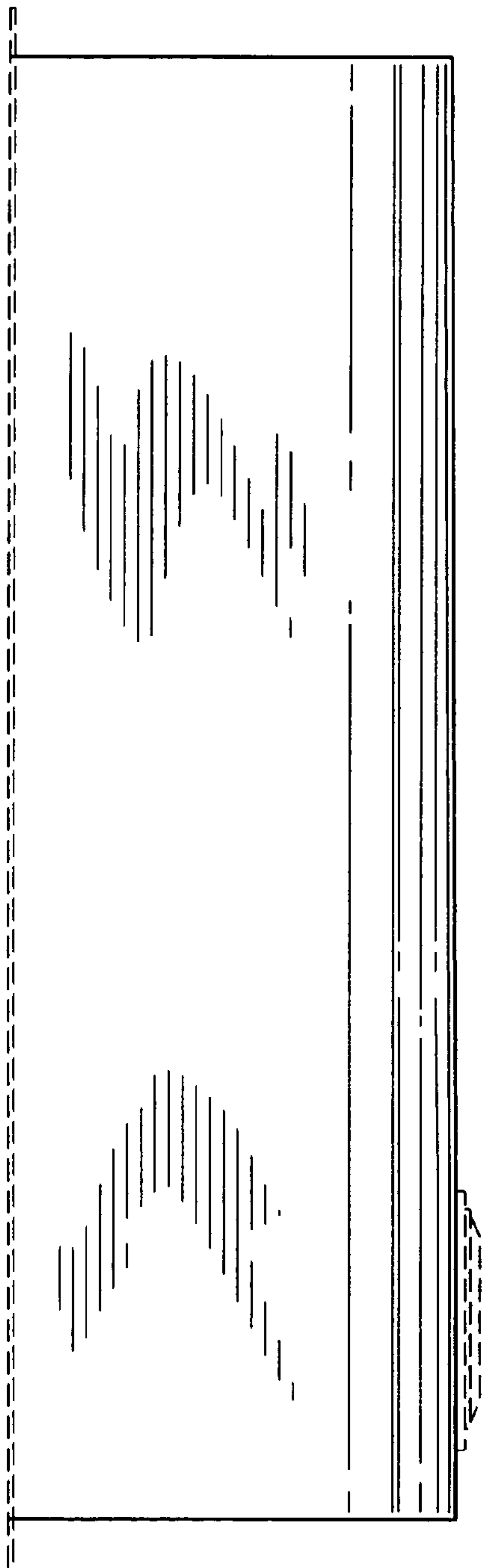


FIG. 4

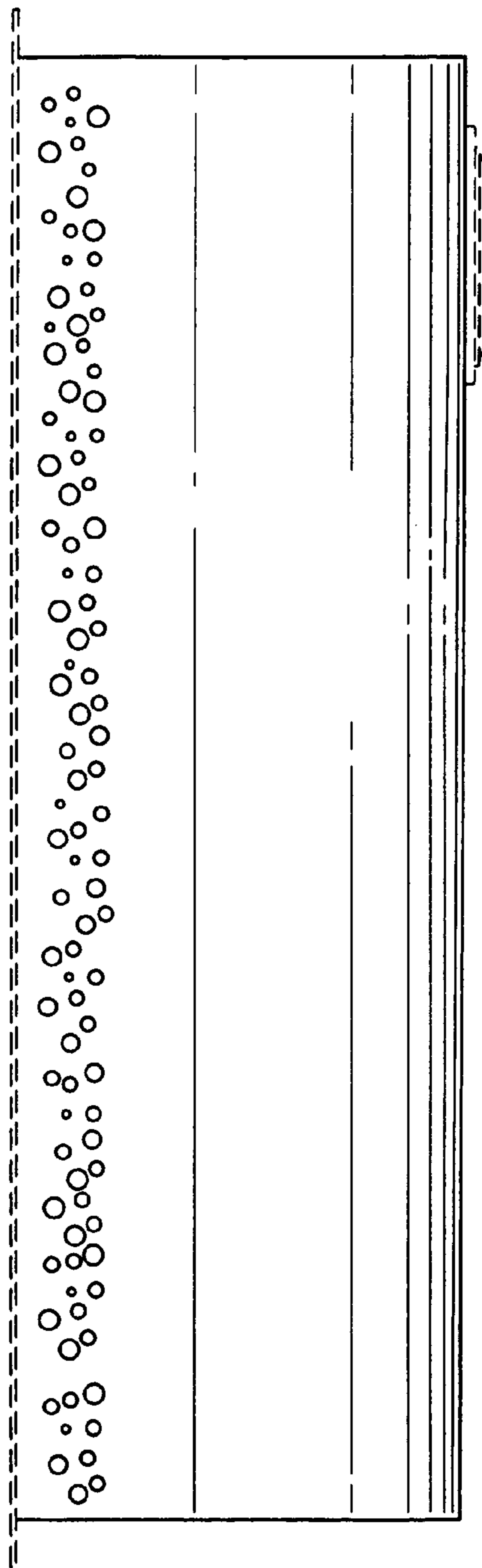


FIG. 5



FIG. 6




FIG. 7