



US00D588671S

(12) **United States Design Patent**
Ball et al.

(10) **Patent No.:** **US D588,671 S**
(45) **Date of Patent:** **** Mar. 17, 2009**

- (54) **DIVING BOARD**
- (75) Inventors: **Kevin Ball**, Aurora, OR (US); **Selena Bekakis**, Portland, OR (US)
- (73) Assignee: **S.R. Smith LLC**, Canby, OR (US)
- (**) Term: **14 Years**
- (21) Appl. No.: **29/248,086**
- (22) Filed: **Jul. 27, 2006**
- (51) **LOC (9) Cl.** **21-06**
- (52) **U.S. Cl.** **D21/802; D6/511**
- (58) **Field of Classification Search** D21/801,
D21/802, 769, 770; 434/254; 472/85; D6/484,
D6/480, 481, 511
See application file for complete search history.

- (56) **References Cited**
U.S. PATENT DOCUMENTS
- D194,850 S * 3/1963 McCord D6/432
- D211,784 S * 7/1968 Kinsman D21/802
- D211,864 S * 8/1968 Meyer D21/802
- 3,502,327 A * 3/1970 Meyer 482/30
- D401,086 S * 11/1998 Hellwig et al. D6/482

- D401,087 S * 11/1998 Hellwig et al. D6/482
- D412,415 S * 8/1999 Adler et al. D6/480
- D464,699 S * 10/2002 Brice D21/802
- D541,084 S * 4/2007 Korber et al. D6/480
- D556,474 S * 12/2007 Good D6/480

* cited by examiner

Primary Examiner—Janice E. Seeger
Assistant Examiner—Zenia I Bennett
(74) *Attorney, Agent, or Firm*—patenttm.us

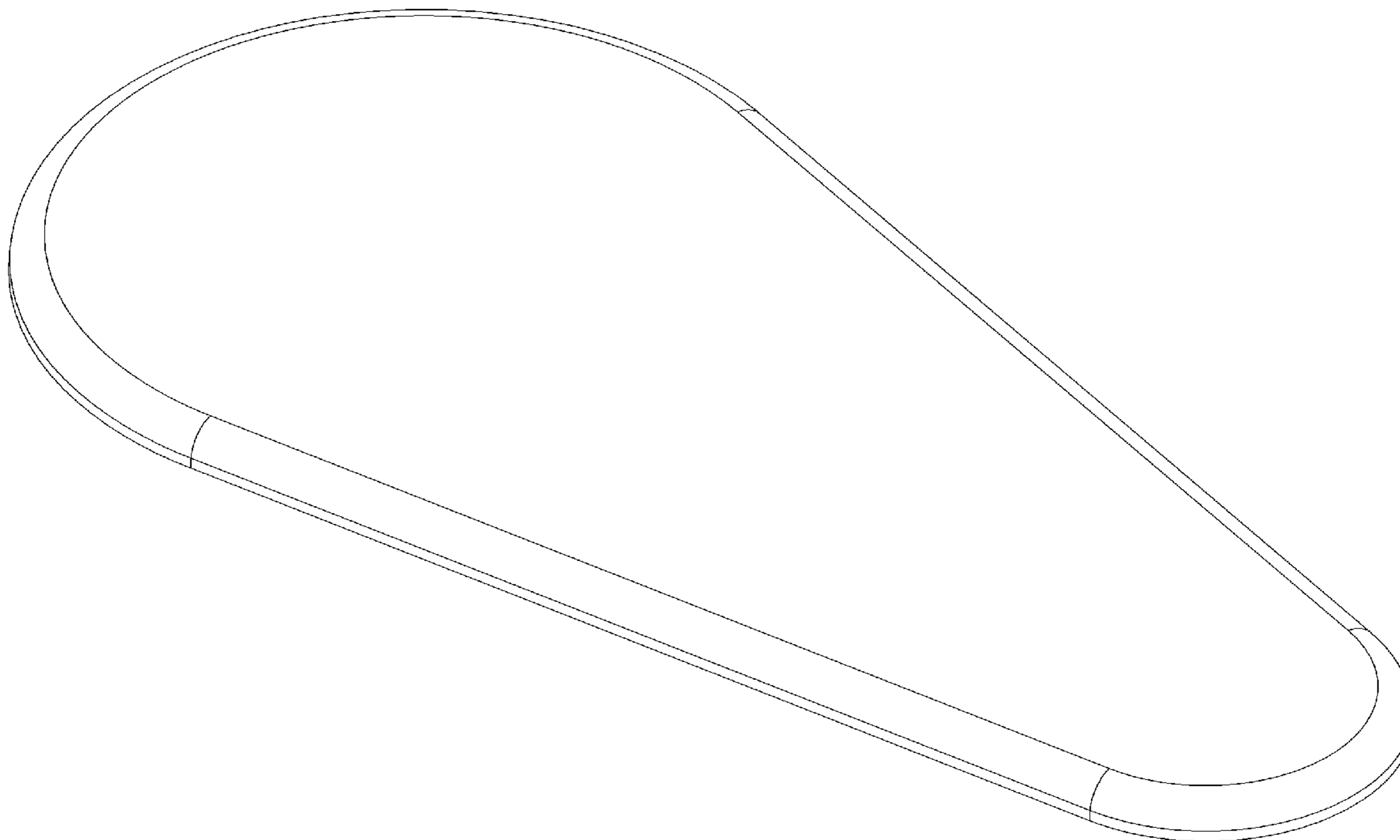
(57) **CLAIM**

We claim the ornamental design for a diving board, as shown and described.

DESCRIPTION

FIG. 1 is a perspective view of the design for a diving board; FIG. 2 is a front view of the design of FIG. 1, the rear, view being a mirror image thereof; FIG. 3 is a left side view of the design of FIG. 1; FIG. 4 is a right side view of the design of FIG. 1; FIG. 5 is a top view of the design of FIG. 1; and, FIG. 6 is a bottom view of the design of FIG. 1.

1 Claim, 6 Drawing Sheets



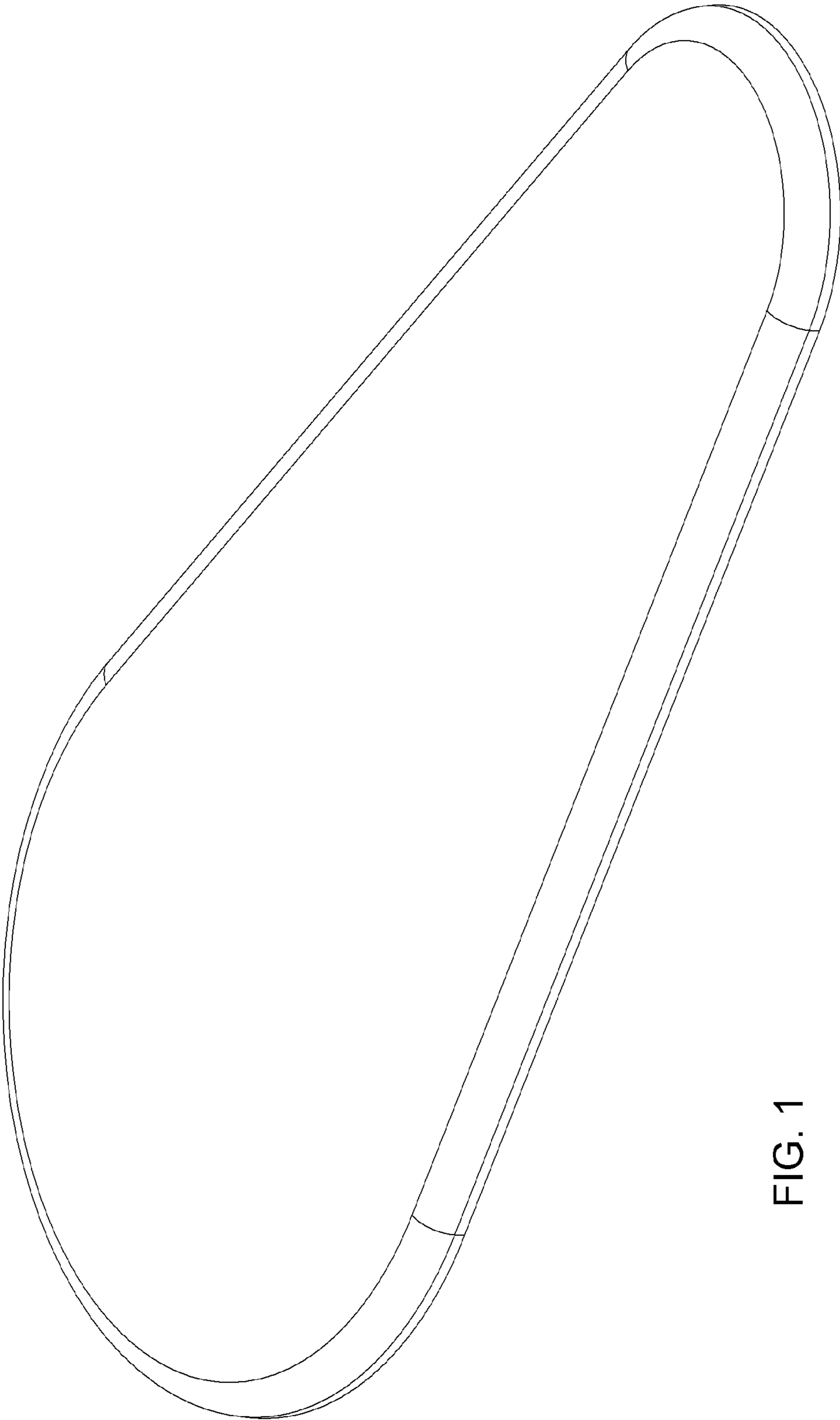


FIG. 1

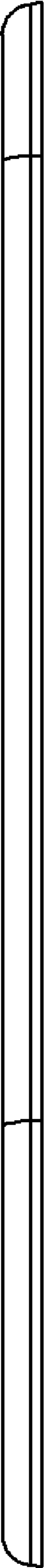


FIG. 2

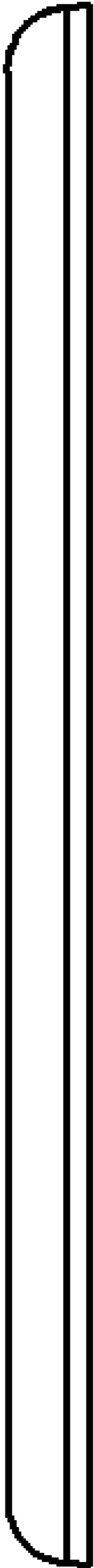


FIG. 3

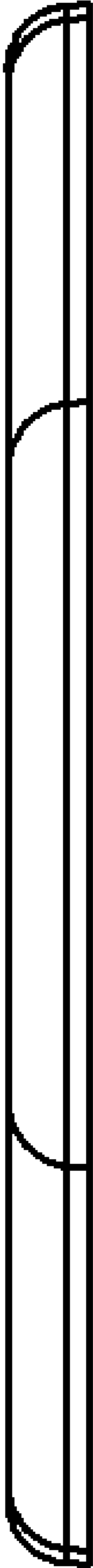


FIG. 4

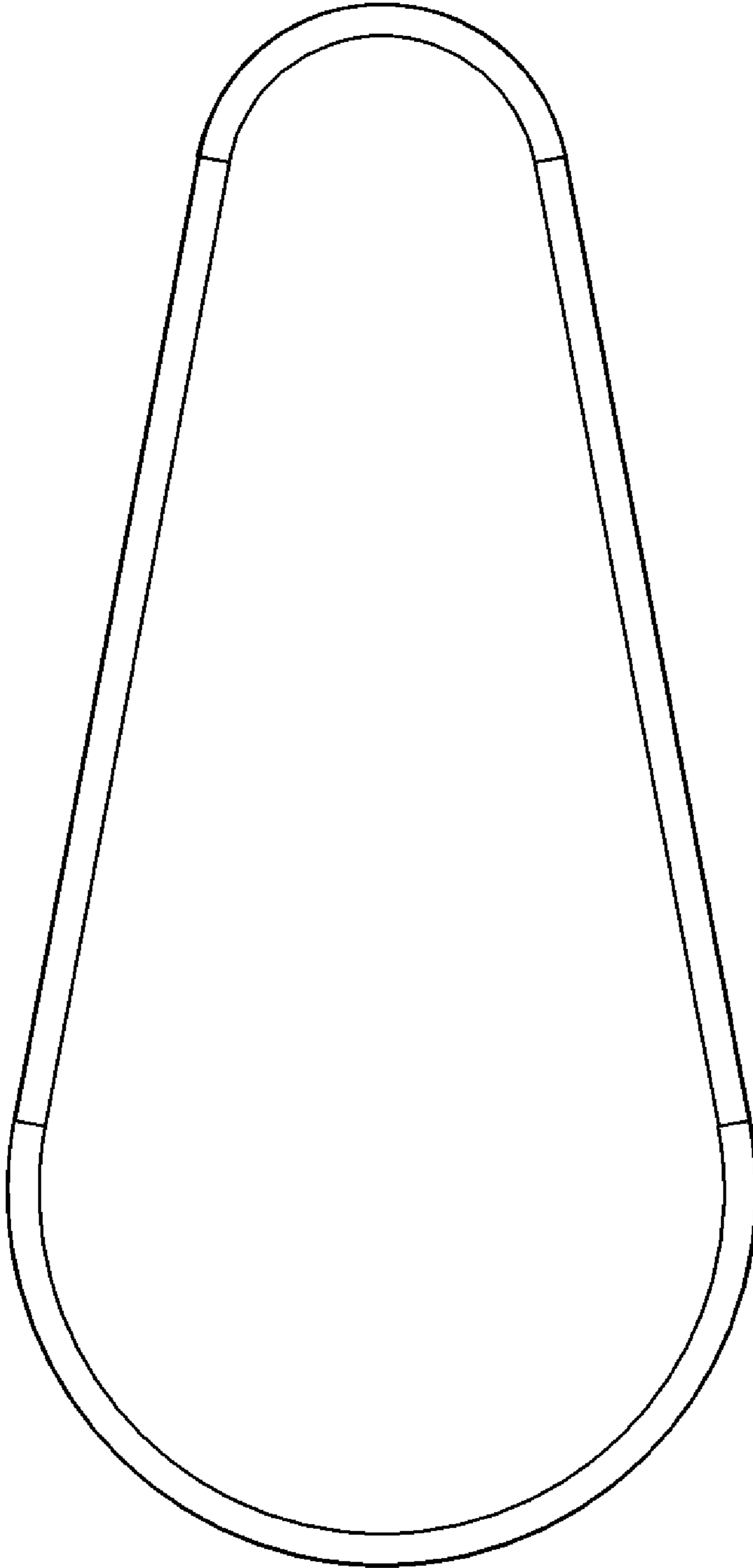


FIG. 5

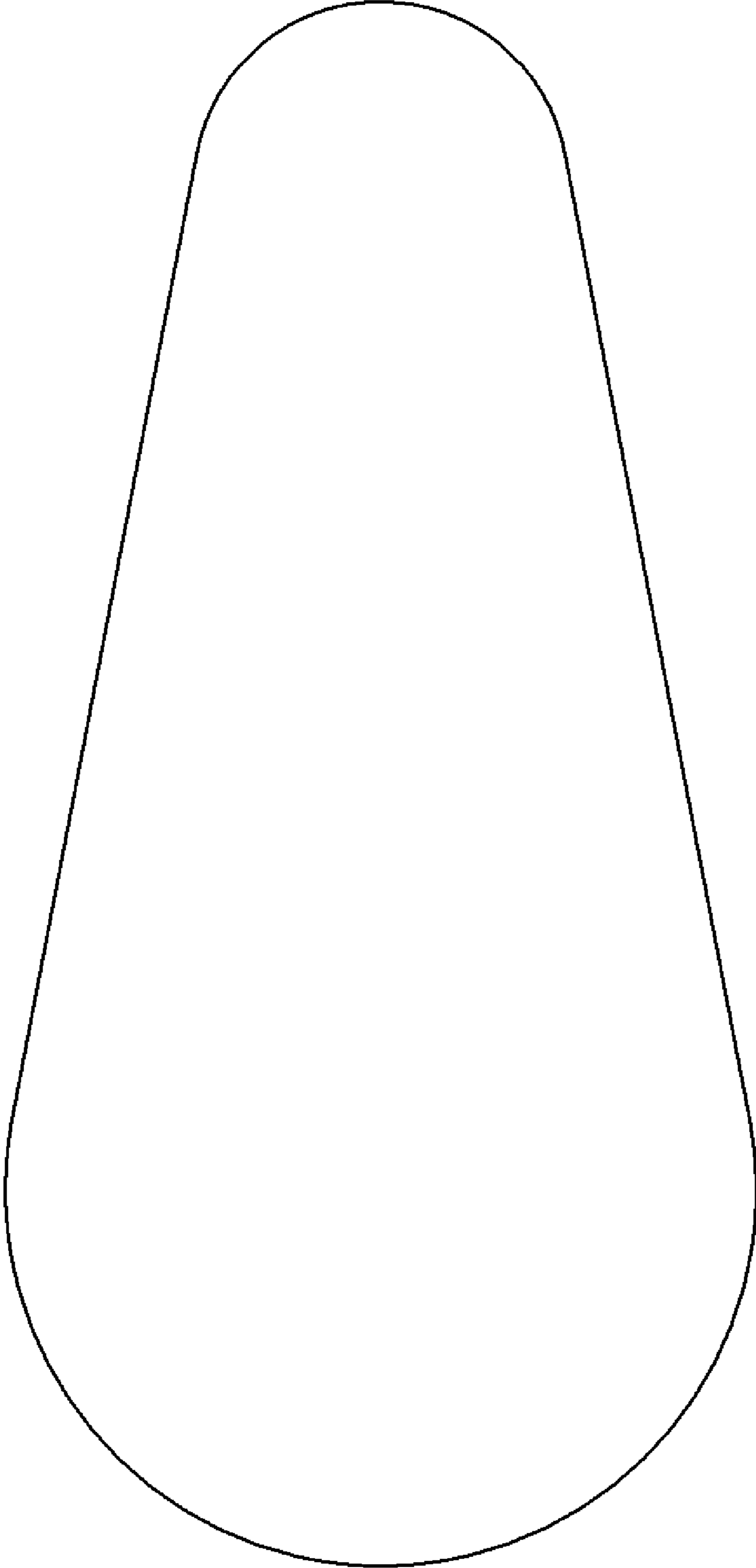


FIG. 6