



US00D588652S

(12) **United States Design Patent**
Stadlbauer

(10) **Patent No.:** **US D588,652 S**
(45) **Date of Patent:** **** Mar. 17, 2009**

(54) **WATER PISTOL**

(75) Inventor: **Andreas Stadlbauer**, Elsbethen (AT)

(73) Assignee: **Stadbauer Marketing & Vertrieb GES. M.b.H.**, Salzburg (AT)

(**) Term: **14 Years**

(21) Appl. No.: **29/318,409**

(22) Filed: **May 20, 2008**

(30) **Foreign Application Priority Data**

Nov. 21, 2007 (EM) 000 829 809-0006

(51) **LOC (9) Cl.** **21-01**

(52) **U.S. Cl.** **D21/572**

(58) **Field of Classification Search** D21/401,
D21/567, 575; D22/100, 103, 104, 105;
D23/231; 446/175, 176, 180, 473; 222/78,
222/79; 239/211, 237, 329, 373, 525, 526;
124/63-65, 69, 73-75

See application file for complete search history.

(56) **References Cited**

U.S. PATENT DOCUMENTS

D426,592 S *	6/2000	Zimmerman	D21/572
D429,504 S *	8/2000	Hornsby et al.	D21/572
D429,505 S *	8/2000	Hornsby et al.	D21/572
D430,908 S *	9/2000	Hornsby et al.	D21/572
D439,286 S *	3/2001	Hornsby et al.	D21/572
D441,039 S *	4/2001	Greenberg et al.	D21/572
6,280,277 B1 *	8/2001	Greenberg et al.	446/161
6,474,507 B1 *	11/2002	Hornsby et al.	222/79
D478,639 S *	8/2003	Menow et al.	D21/572

D479,286 S *	9/2003	Menow et al.	D21/572
D557,355 S *	12/2007	Higuchi et al.	D21/572
2002/0092864 A1 *	7/2002	Small et al.	222/79

* cited by examiner

Primary Examiner—Holly H Baynham

Assistant Examiner—Cynthia M Chin

(74) *Attorney, Agent, or Firm*—DeLio & Peterson, LLC;
Robert Curcio

(57) **CLAIM**

I claim the ornamental design for a “water pistol,” as shown and described.

DESCRIPTION

FIG. 1 is a perspective view of the water pistol design of this invention.

FIG. 2 is a second perspective view of the water pistol design of this invention.

FIG. 3 is a right side elevational view of the water pistol of this invention shown in FIG. 1.

FIG. 4 is a left side elevational view of the water pistol of this invention shown in FIG. 1.



FIG. 5 is a top plan view of the water pistol of this invention shown in FIG. 1.

FIG. 6 is a bottom plan view of the water pistol of this invention shown in FIG. 1.

FIG. 7 is a front elevational view of the water pistol of this invention shown in FIG. 1; and,

FIG. 8 is a rear elevational view of the water pistol of this invention shown in FIG. 1.

1 Claim, 4 Drawing Sheets



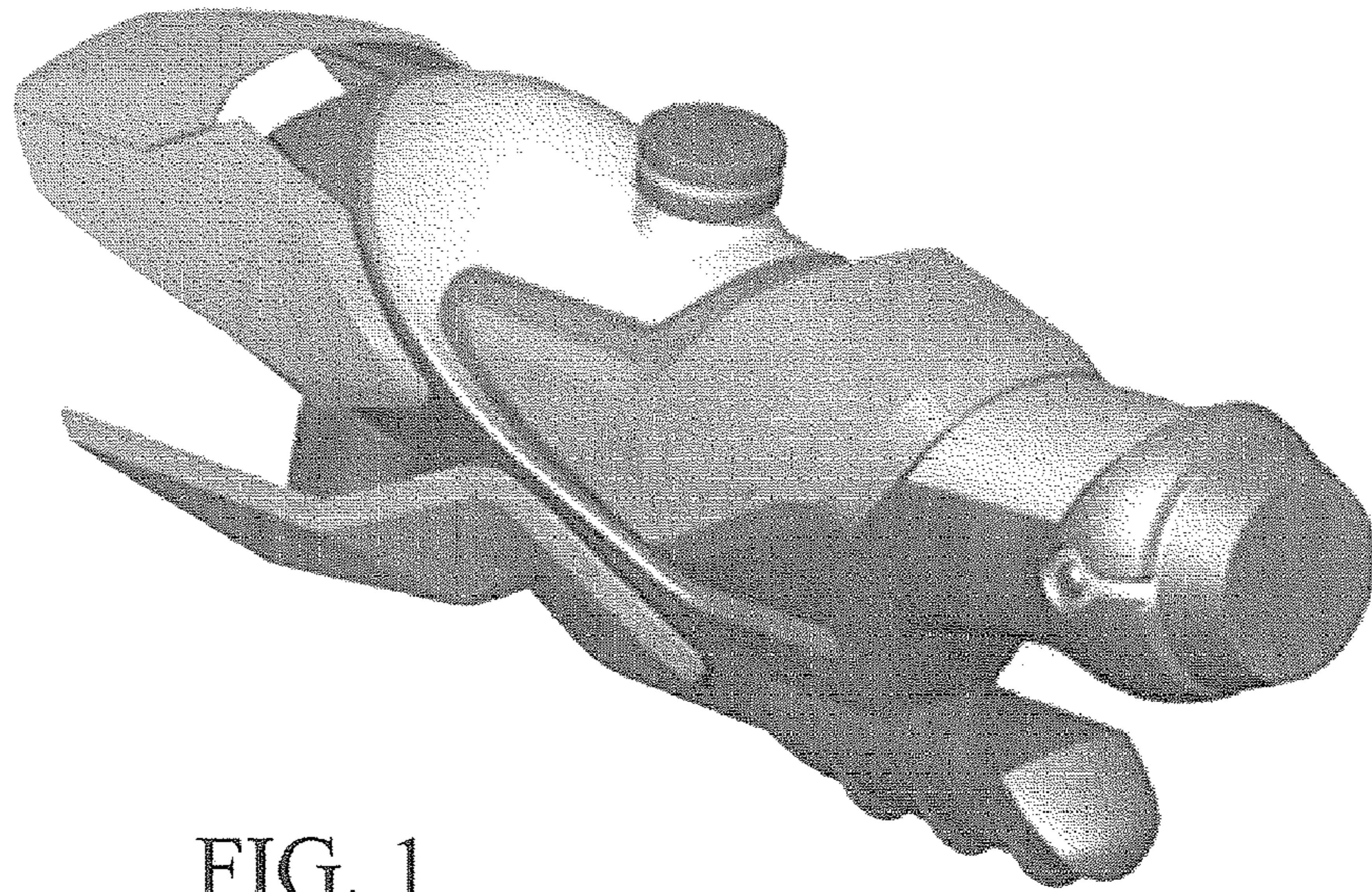


FIG. 1

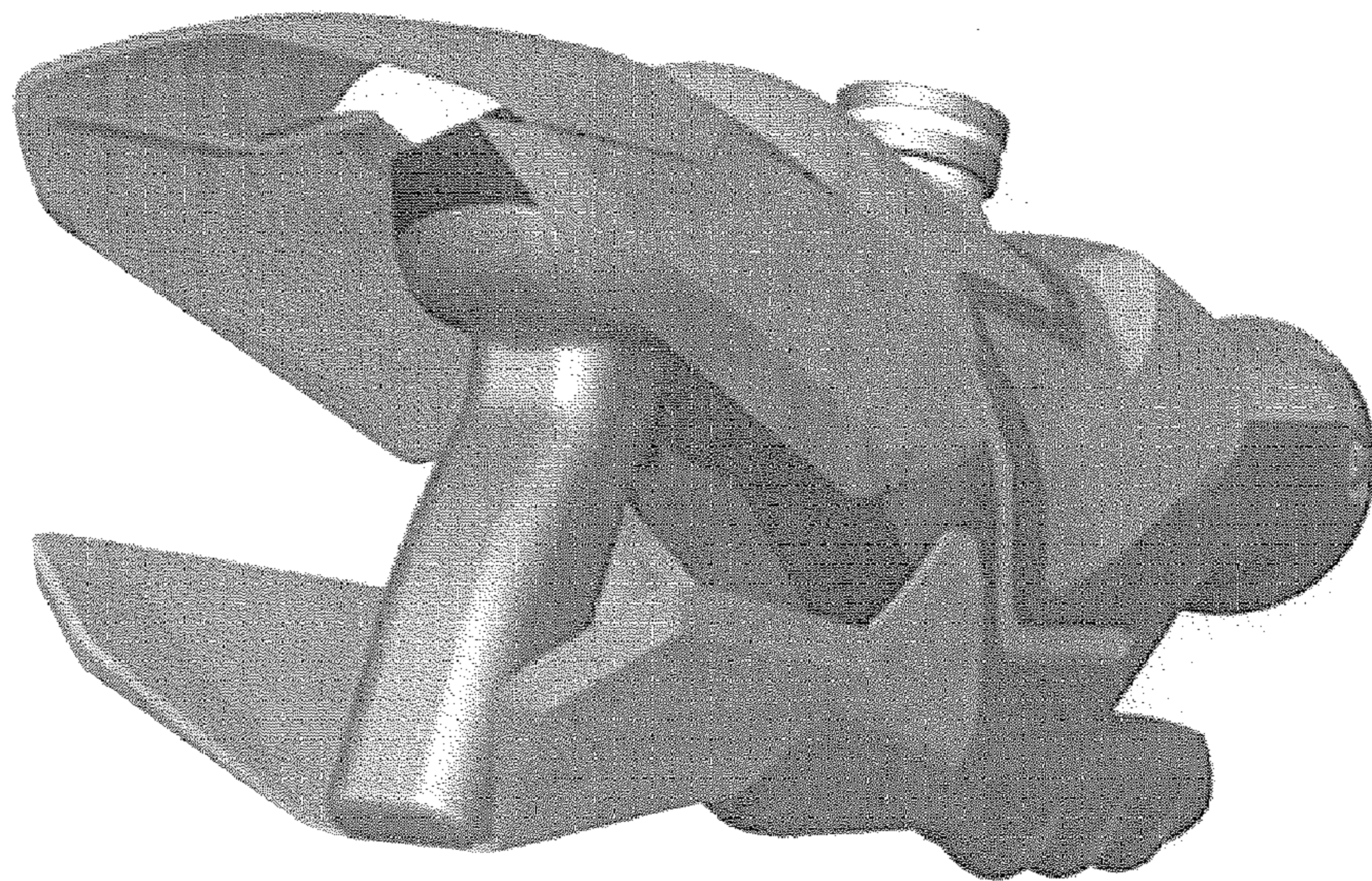


FIG. 2




FIG. 3




FIG. 4

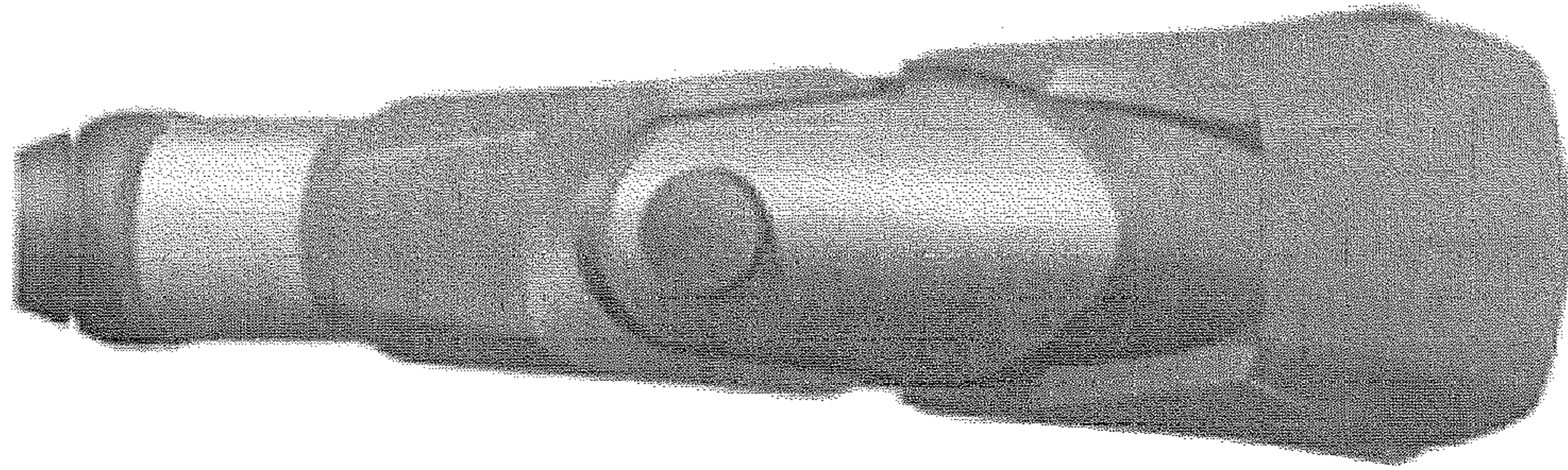


FIG. 5




FIG. 6




FIG. 7




FIG. 8