

US00D588642S

(12) **United States Design Patent**
Cetera

(10) **Patent No.:** **US D588,642 S**
(45) **Date of Patent:** **** Mar. 17, 2009**

(54) **PEN PUSH BUTTON**

(75) Inventor: **Carl Cetera**, Tenafly, NJ (US)

(73) Assignee: **Cotapaxi Custom Design and Manufacturing, LLC**, Carlstadt, NJ (US)

(**) Term: **14 Years**

(21) Appl. No.: **29/249,053**

(22) Filed: **Sep. 18, 2006**

(51) **LOC (9) Cl.** **19-06**

(52) **U.S. Cl.** **D19/54**

(58) **Field of Classification Search** D19/35,
D19/36, 41-51, 53-57; 24/11 R, 11 F, 11 P;
401/52, 99, 100, 104-107, 192, 195, 196
See application file for complete search history.

(56) **References Cited**

U.S. PATENT DOCUMENTS

D107,813 S *	1/1938	Weissenborn	D19/46
D402,694 S *	12/1998	Perrin et al.	D19/51
D404,763 S *	1/1999	Shimizu	D19/47
D465,520 S *	11/2002	Pan	D19/49
D489,759 S *	5/2004	Shimizu	D19/50
D495,003 S *	8/2004	Cetera	D19/51
D497,180 S *	10/2004	Cetera	D19/36
D517,330 S *	3/2006	Cetera	D6/302

D526,020 S *	8/2006	Cetera	D19/47
D535,697 S *	1/2007	Cetera	D19/51
D536,035 S *	1/2007	Cetera	D19/51
D545,368 S *	6/2007	Cetera	D19/54

OTHER PUBLICATIONS

U.S. Appl. No. 11/101,327, Carl Cetera.

* cited by examiner

Primary Examiner—Elizabeth A. Albert

(74) *Attorney, Agent, or Firm*—The Soni Law Firm

(57) **CLAIM**

The ornamental design for a pen push button, as shown and described.

DESCRIPTION

FIG. 1 is a front side bottom perspective view of a pen push button showing my new design;


FIG. 2 is a front elevational view thereof which is a mirror image of the back side, right side and left side thereof;

FIG. 3 is a top plan view thereof; and,

FIG. 4 is a bottom plan view thereof.

The broken lines showing the pen body and a portion of the bottom view are included for the purpose of illustrating environmental structure and form no part of the claimed design.

1 Claim, 1 Drawing Sheet



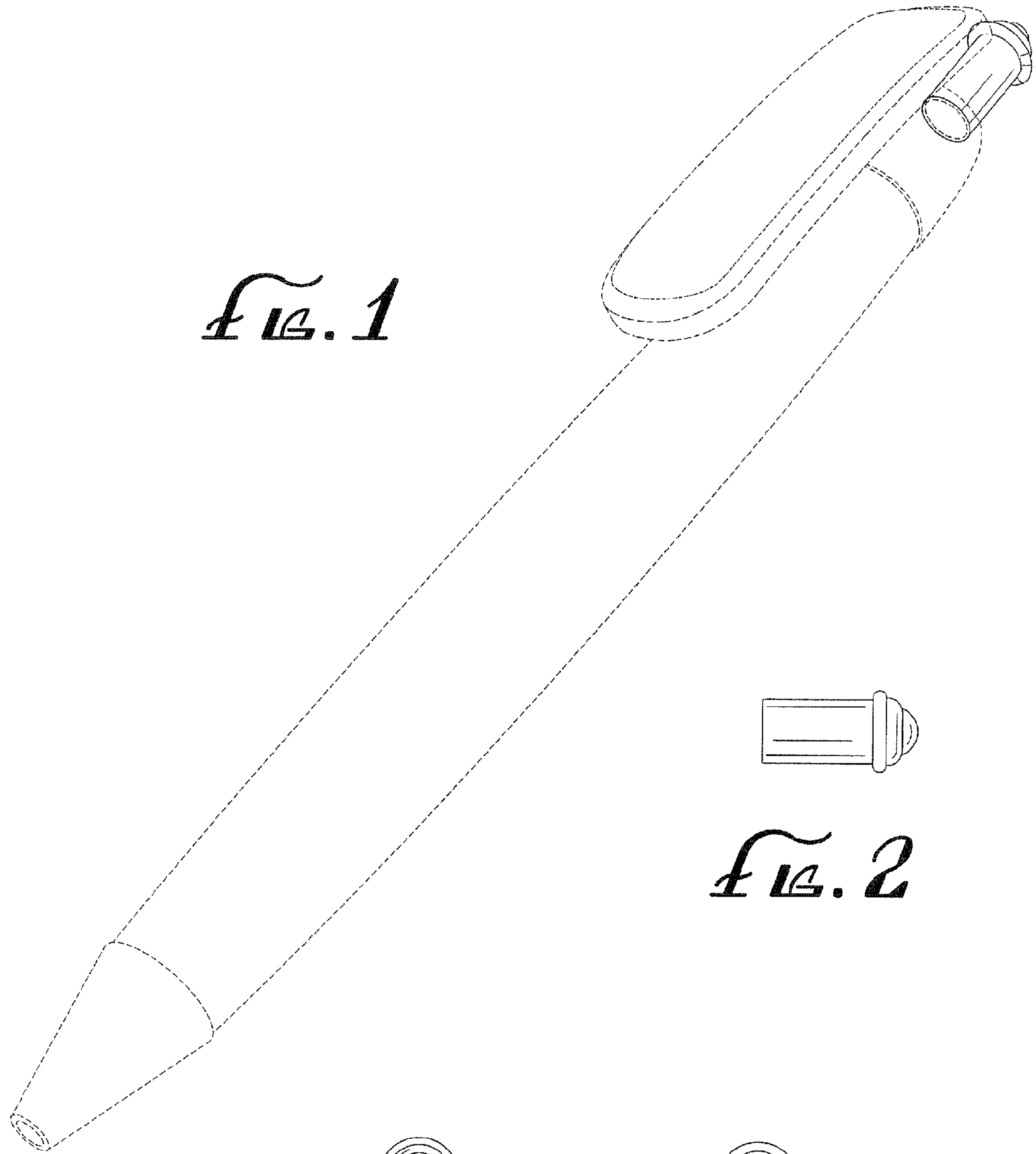


FIG. 1

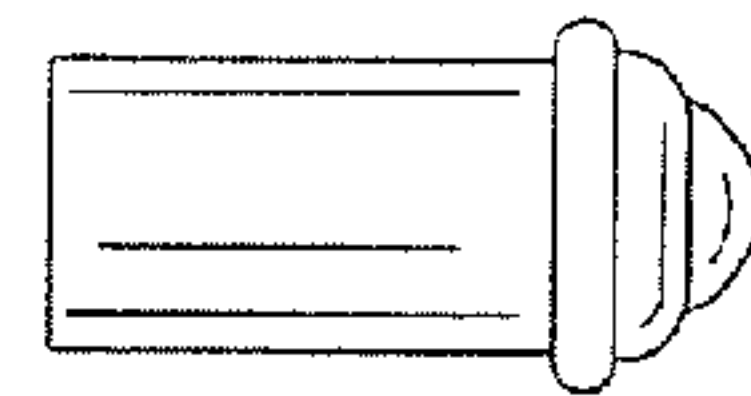


FIG. 2



FIG. 3

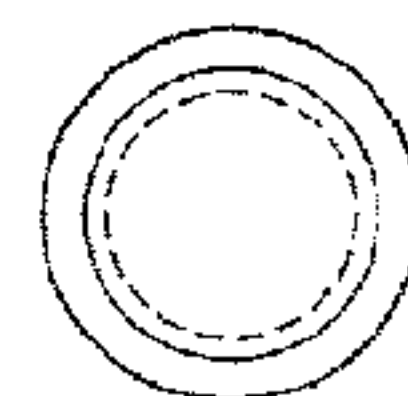


FIG. 4