



US00D588640S

(12) **United States Design Patent**
Booker

(10) **Patent No.:** **US D588,640 S**
(45) **Date of Patent:** **** Mar. 17, 2009**

(54) **BALLPOINT PEN**

(76) Inventor: **Paul Steven Booker**, 1243 Breckenridge
Way, Portage, MI (US) 49002

(**) Term: **14 Years**

(21) Appl. No.: **29/279,035**

(22) Filed: **Apr. 18, 2007**

(51) **LOC (9) Cl.** **19-06**

(52) **U.S. Cl.** **D19/48**

(58) **Field of Classification Search** D19/35,
D19/36, 41-51, 53-57; 24/11 R, 11 F, 11 P;
401/52, 101-117, 192, 195, 196

See application file for complete search history.

(56) **References Cited**

U.S. PATENT DOCUMENTS

2,427,069	A *	9/1947	Randolph	401/104
D190,307	S *	5/1961	Bieger	D19/51
3,246,875	A *	4/1966	Hart	254/28
3,453,694	A *	7/1969	Hechtle	24/11 F
D382,016	S *	8/1997	Takahashi	D19/51
D423,579	S *	4/2000	Andrews et al.	D19/51
D428,056	S *	7/2000	Rousseau	D19/49
D437,352	S *	2/2001	Matsuzaki et al.	D19/51
D458,306	S *	6/2002	Moon	D19/51

D484,186	S *	12/2003	Monti	D19/43
D495,002	S *	8/2004	Sung	D19/51
D516,625	S *	3/2006	Bertheaux	D19/51
D521,067	S *	5/2006	Andrews et al.	D19/51
7,172,358	B1 *	2/2007	Rudelius et al.	401/195
2003/0194255	A1 *	10/2003	Silberman	401/18

* cited by examiner

Primary Examiner—Elizabeth A Albert

(57) **CLAIM**

The ornamental design for a ballpoint pen, as shown and described.

DESCRIPTION

FIG. 1 is a perspective view of a ballpoint pen, showing my new design;

FIG. 2 is a front elevational view of the invention;

FIG. 3 is a rear elevational view of the invention;

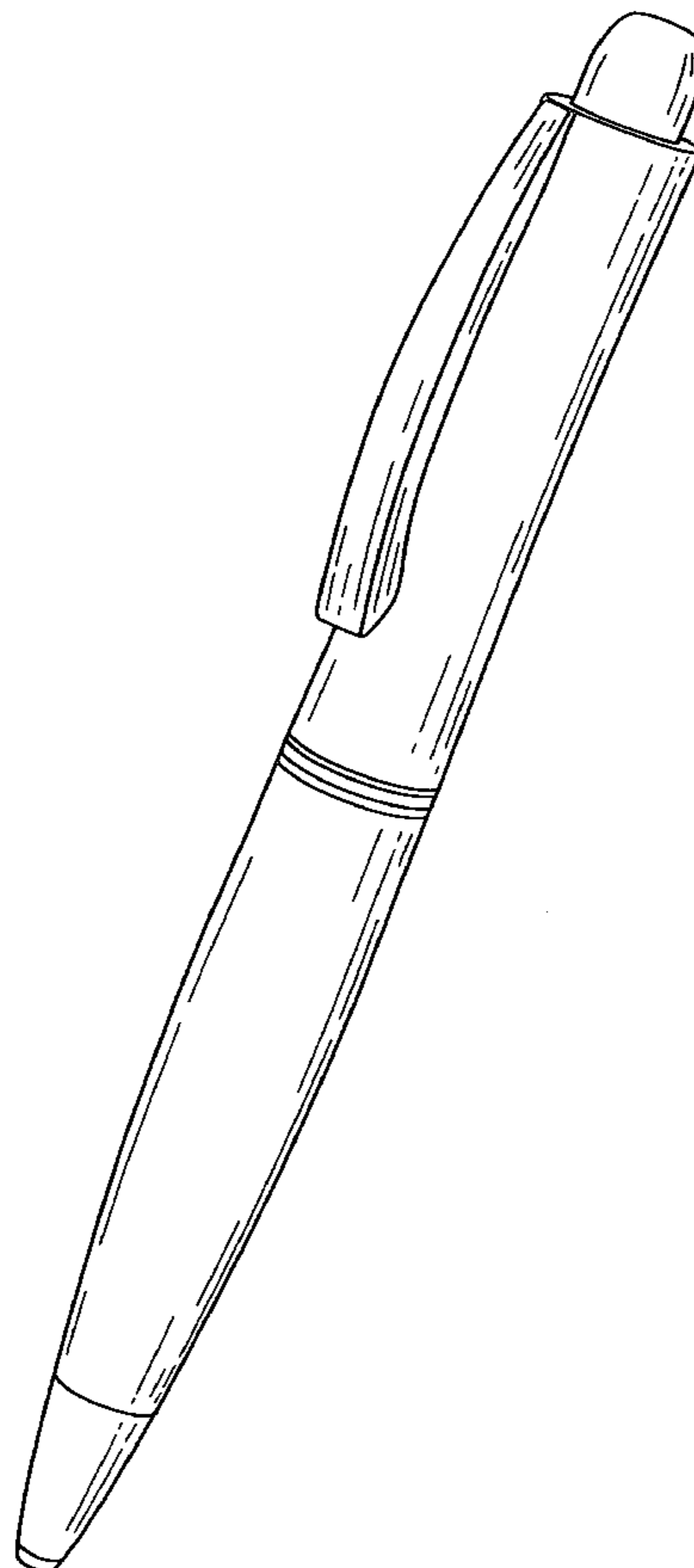
FIG. 4 is a left-side elevational view of the invention;

FIG. 5 is a right-side elevational view of the invention;

FIG. 6 is a top plan view of the invention; and,

FIG. 7 is a bottom plan view of the invention.

1 Claim, 6 Drawing Sheets



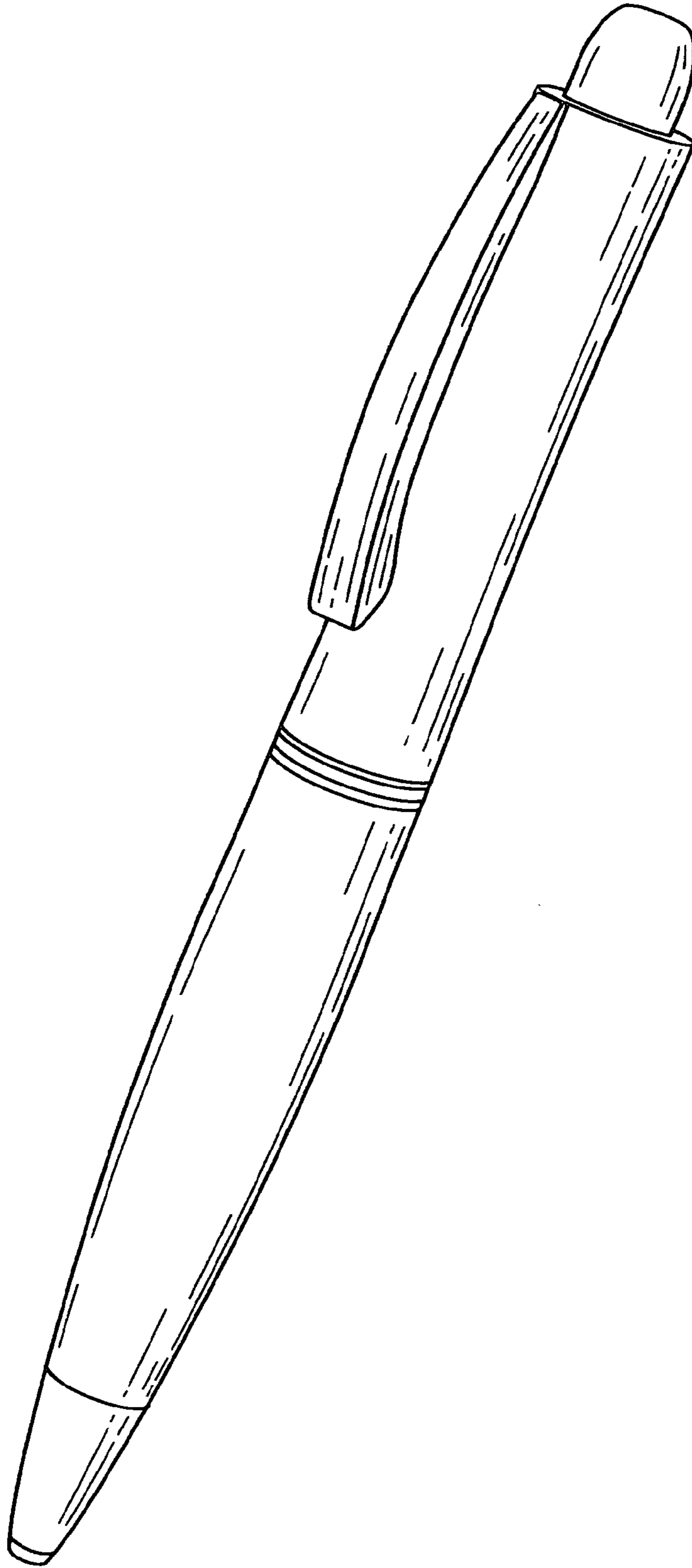


FIG. 1

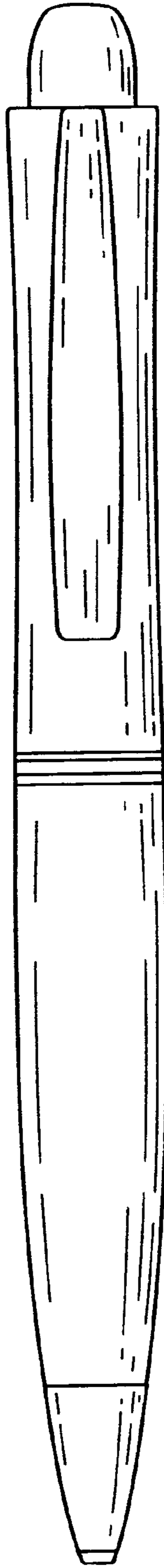


FIG. 2

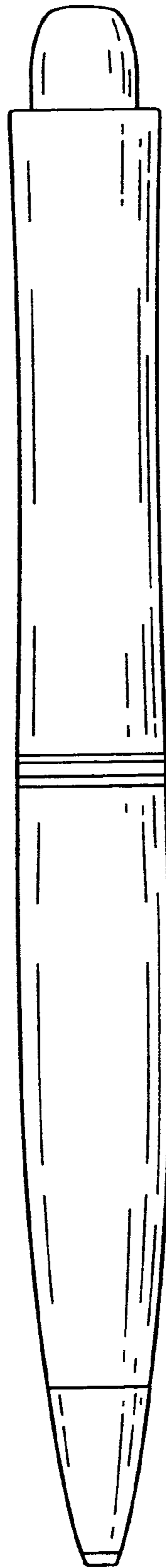


FIG. 3

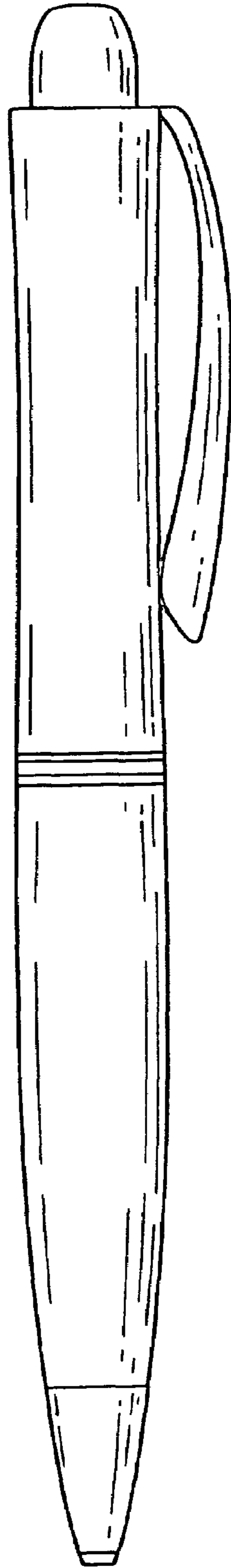


FIG. 4

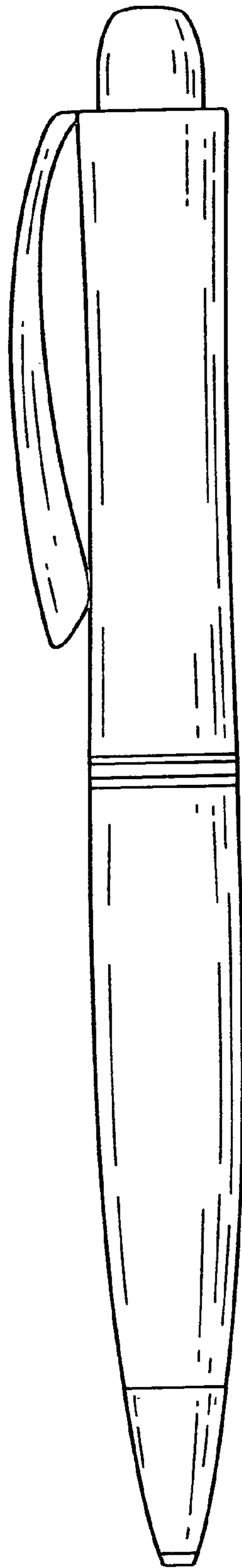


FIG. 5




FIG. 6

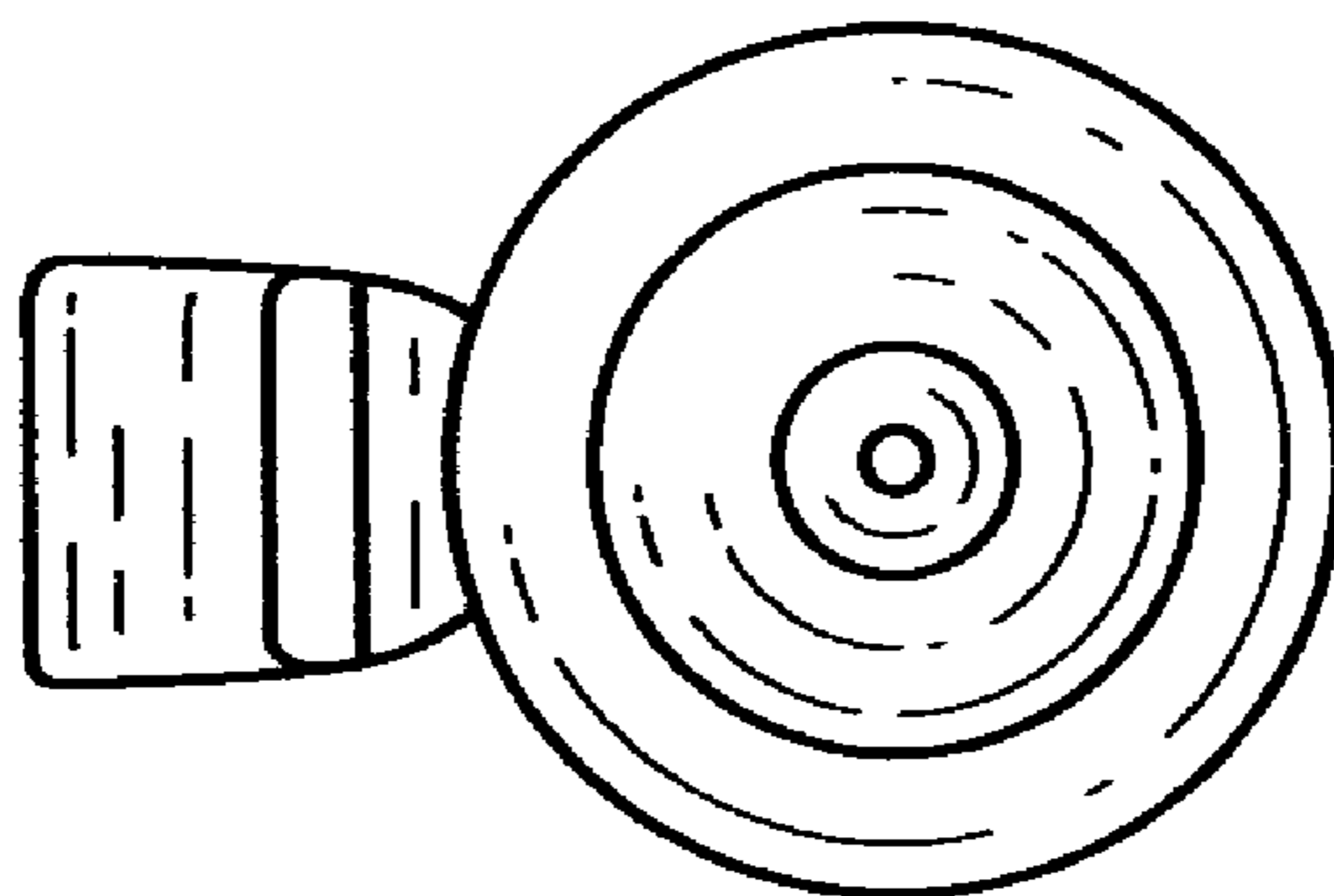


FIG. 7