



US00D588638S

(12) **United States Design Patent**  
**Busri**

(10) **Patent No.:** **US D588,638 S**  
(45) **Date of Patent:** **\*\* Mar. 17, 2009**

(54) **TOUCH SCREEN PEN**  
(75) Inventor: **Saharudin Bin Busri**, Selangor (MY)  
(73) Assignee: **Mimos Berhad**, Kuala Lumpur (MY)  
(\*\*) Term: **14 Years**

D349,490 S \* 8/1994 Barrett ..... D14/411  
D470,143 S \* 2/2003 Uehara ..... D14/403  
D472,240 S \* 3/2003 Seog ..... D14/411  
D479,842 S \* 9/2003 Liu et al. .... D14/403  
D487,746 S \* 3/2004 Fitch et al. .... D14/411  
D500,790 S \* 1/2005 Jaakkola ..... D19/43  
D547,799 S \* 7/2007 Granick ..... D19/36

(21) Appl. No.: **29/318,350**  
(22) Filed: **May 19, 2008**

\* cited by examiner

*Primary Examiner*—Pamela J Burgess  
(74) *Attorney, Agent, or Firm*—Butzel Long

(30) **Foreign Application Priority Data**  
Nov. 20, 2007 (MY) ..... 01017000202  
Nov. 20, 2007 (MY) ..... 07016990102

(57) **CLAIM**

The ornamental design for a touch screen pen, as shown and described.

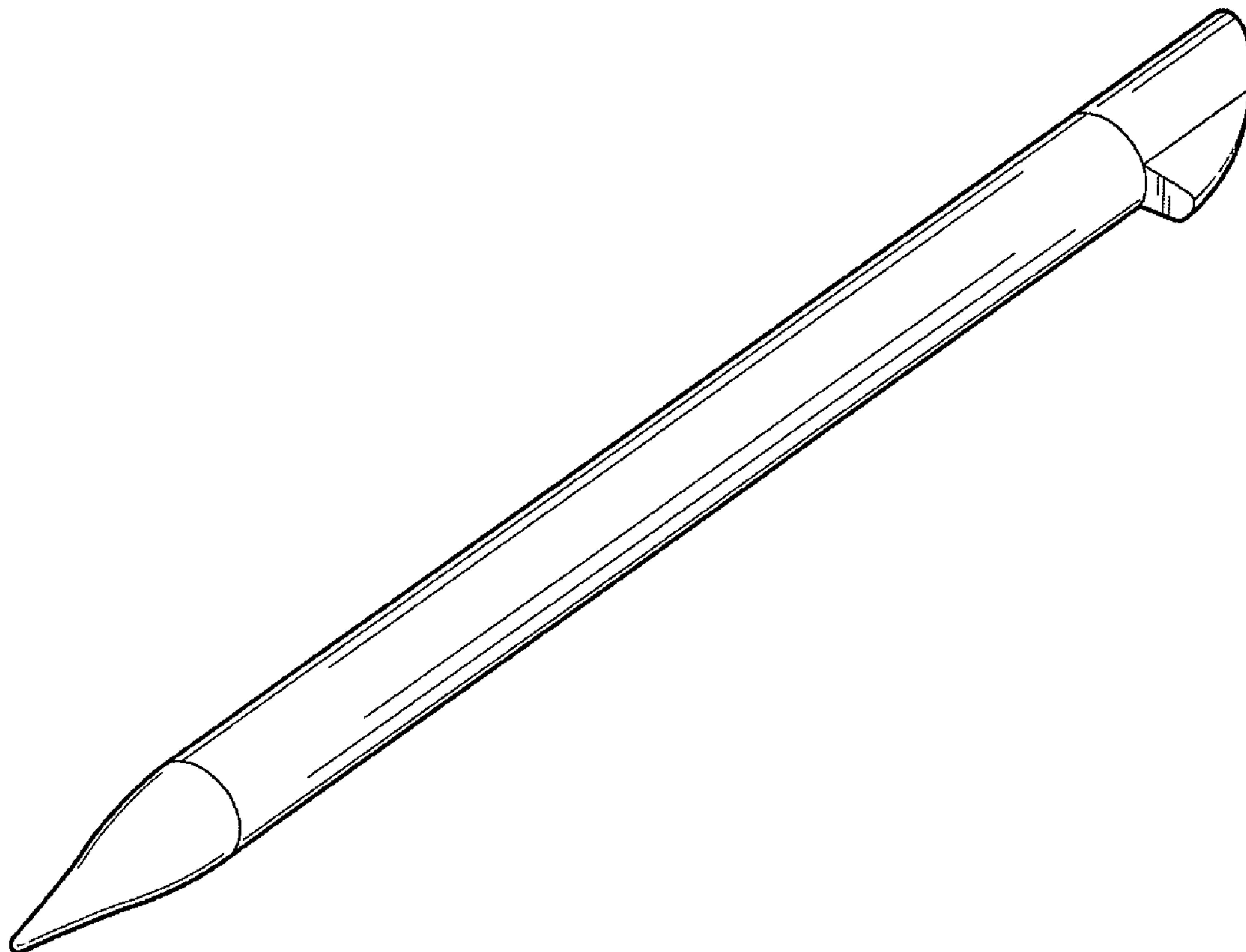
(51) **LOC (9) Cl.** ..... **19-06**  
(52) **U.S. Cl.** ..... **D19/36; D14/411; D14/413;**  
D14/431; D19/55  
(58) **Field of Classification Search** ..... D19/36,  
D19/41–51, 53–58, 81–89; 401/29–34, 52,  
401/195, 202, 98, 209, 262, 104–109; 178/19.01–19.05;  
345/179–183; 74/11 R, 11 HC, 11 F, 11 P  
See application file for complete search history.

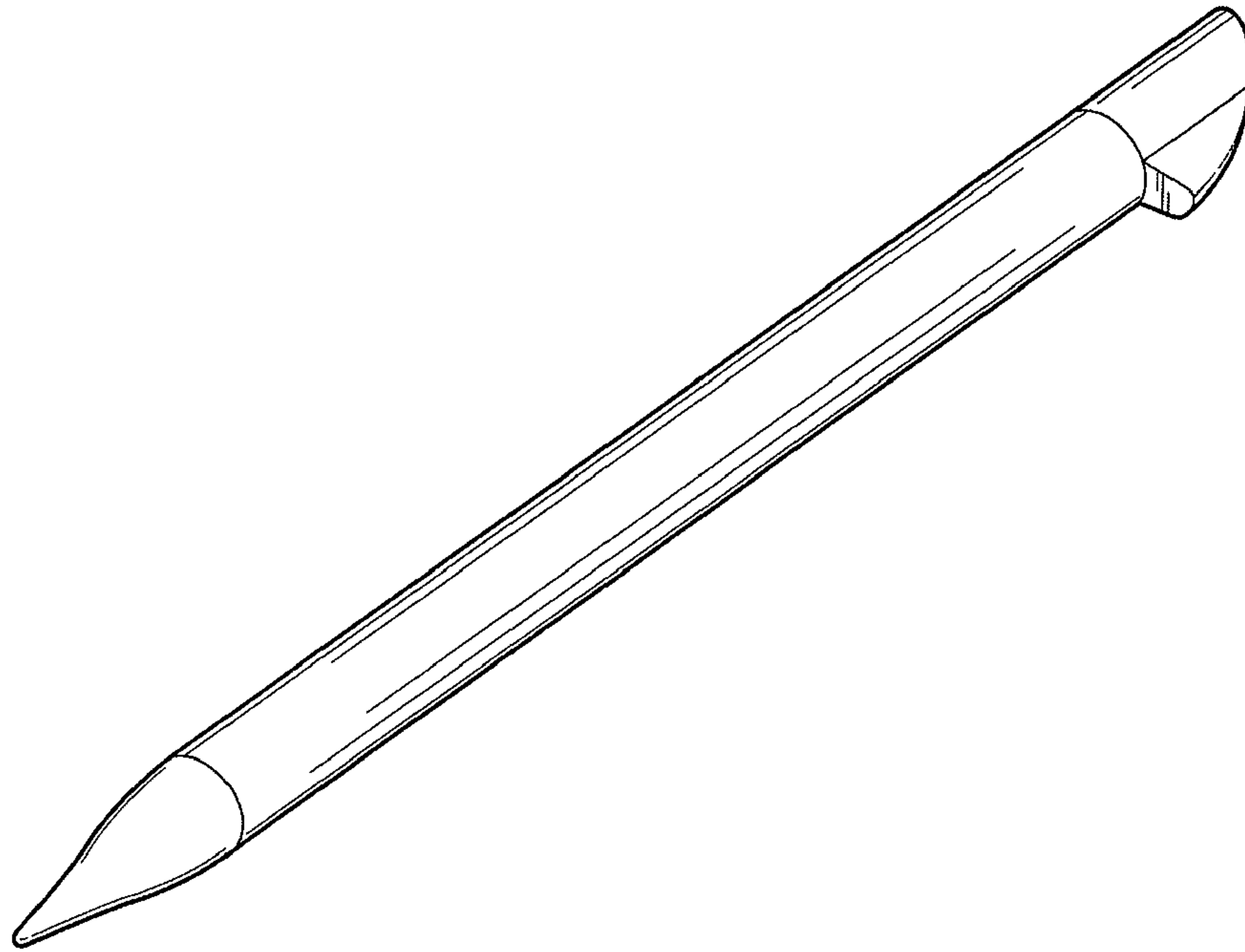
**DESCRIPTION**

FIG. 1 is a perspective view of the present invention;  
FIG. 2 is a side view thereof;  
FIG. 3 is a top view thereof;  
FIG. 4 is a bottom view thereof;  
FIG. 5 is a front view thereof; and,  
FIG. 6 is a back view thereof.

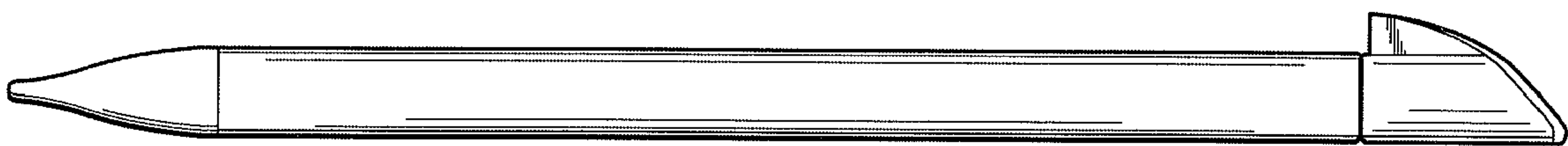
(56) **References Cited**  
U.S. PATENT DOCUMENTS  
D332,446 S \* 1/1993 Lin ..... D14/411

**1 Claim, 2 Drawing Sheets**






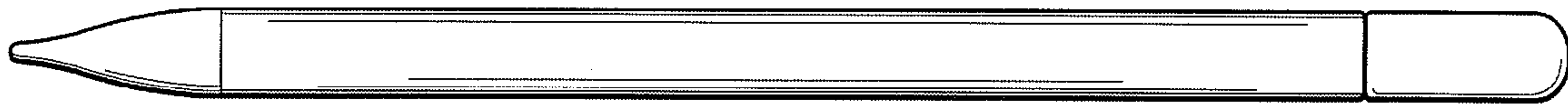
**FIG - 1**



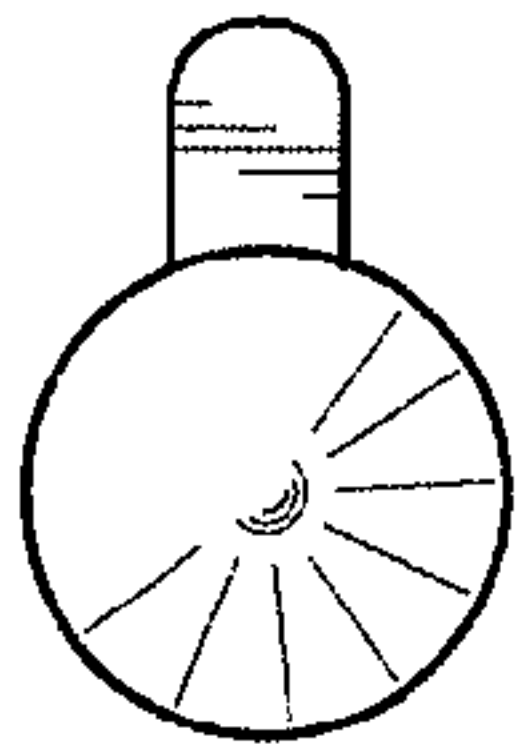
**FIG - 2**



**FIG - 3**



**FIG - 4**



**FIG - 5**



**FIG - 6**