



US00D588637S

(12) **United States Design Patent**
Pyle

(10) **Patent No.:** **US D588,637 S**

(45) **Date of Patent:** **** *Mar. 17, 2009**

- (54) **SEQUENTIALLY TWO STEPPED EXTENSION PLATE PAPER FILE**
 - (76) Inventor: **Lance R. Pyle**, 8264 Twin Oaks Ave., Citrus Heights, CA (US) 95610
 - (*) Notice: This patent is subject to a terminal disclaimer.
 - (**) Term: **14 Years**
 - (21) Appl. No.: **29/289,415**
 - (22) Filed: **Jul. 18, 2007**
 - (51) **LOC (9) Cl.** **19-04**
 - (52) **U.S. Cl.** **D19/33**
 - (58) **Field of Classification Search** D19/26-33; D3/294, 299, 303; 28/78, 85; 40/530, 536, 40/537; 206/472, 556; 281/29, 19.1, 31, 281/21.1, 22; 402/8, 18, 19, 68, 73, 79, 14; D6/457
- See application file for complete search history.

| | | | |
|---------------|---------|--------------|----------|
| 4,639,157 A | 1/1987 | Herzfeld | |
| 4,674,129 A * | 6/1987 | Janhonen | 383/119 |
| 4,790,680 A | 12/1988 | Baruch | |
| 4,804,911 A | 2/1989 | Saito et al. | |
| 4,950,097 A | 8/1990 | Blumberg | |
| D311,419 S * | 10/1990 | Moor | D19/27 |
| D312,476 S * | 11/1990 | Westendorff | D19/27 |
| 4,993,861 A | 2/1991 | Blumberg | |
| D321,007 S * | 10/1991 | Barrick | D19/33 |
| 5,169,255 A | 12/1992 | Jensen | |
| D334,588 S * | 4/1993 | Okola | D19/27 |
| D340,473 S * | 10/1993 | Dubs | D19/27 |
| D351,619 S * | 10/1994 | Struhl | D19/26 |
| D377,713 S * | 2/1997 | Chandler | D3/247 |
| 5,639,523 A * | 6/1997 | Ellis | 428/34.2 |
| 5,667,322 A | 9/1997 | Mucznik | |
| D416,939 S * | 11/1999 | Marsy | D19/33 |
| 6,371,679 B1 | 4/2002 | Peleman | |
| 6,382,864 B1 | 5/2002 | Moor | |
| D522,576 S * | 6/2006 | Smith | D19/33 |
| D559,309 S * | 1/2008 | Rydzewski | D19/26 |

* cited by examiner

Primary Examiner—Cathron C Brooks
Assistant Examiner—Austin Murphy
 (74) *Attorney, Agent, or Firm*—Temmerman Law Office; Mathew J. Temmerman

(56) **References Cited**
 U.S. PATENT DOCUMENTS

| | | | |
|---------------|---------|-----------------|---------|
| 259,410 A | 6/1882 | Marmaduke | |
| 421,028 A | 2/1890 | Jones | |
| 910,194 A | 1/1909 | Harris | |
| 1,047,840 A | 12/1912 | Reynolds | |
| D86,238 S | 2/1932 | Kerckel | |
| 2,005,717 A | 6/1935 | Coulston | |
| 2,302,035 A | 11/1942 | Karlen | |
| 3,867,743 A | 2/1975 | Corey | |
| 3,946,781 A * | 3/1976 | Reis | 150/143 |
| 3,983,649 A | 10/1976 | Ellis et al. | |
| 4,004,690 A | 1/1977 | Giarritta | |
| 4,007,841 A | 2/1977 | Seipel | |
| 4,232,463 A | 11/1980 | Spees | |
| 4,281,445 A | 8/1981 | Barber et al. | |
| 4,403,883 A | 9/1983 | Sorin | |
| D271,700 S * | 12/1983 | Boughner et al. | D19/33 |
| D272,748 S * | 2/1984 | Kirk | D19/33 |

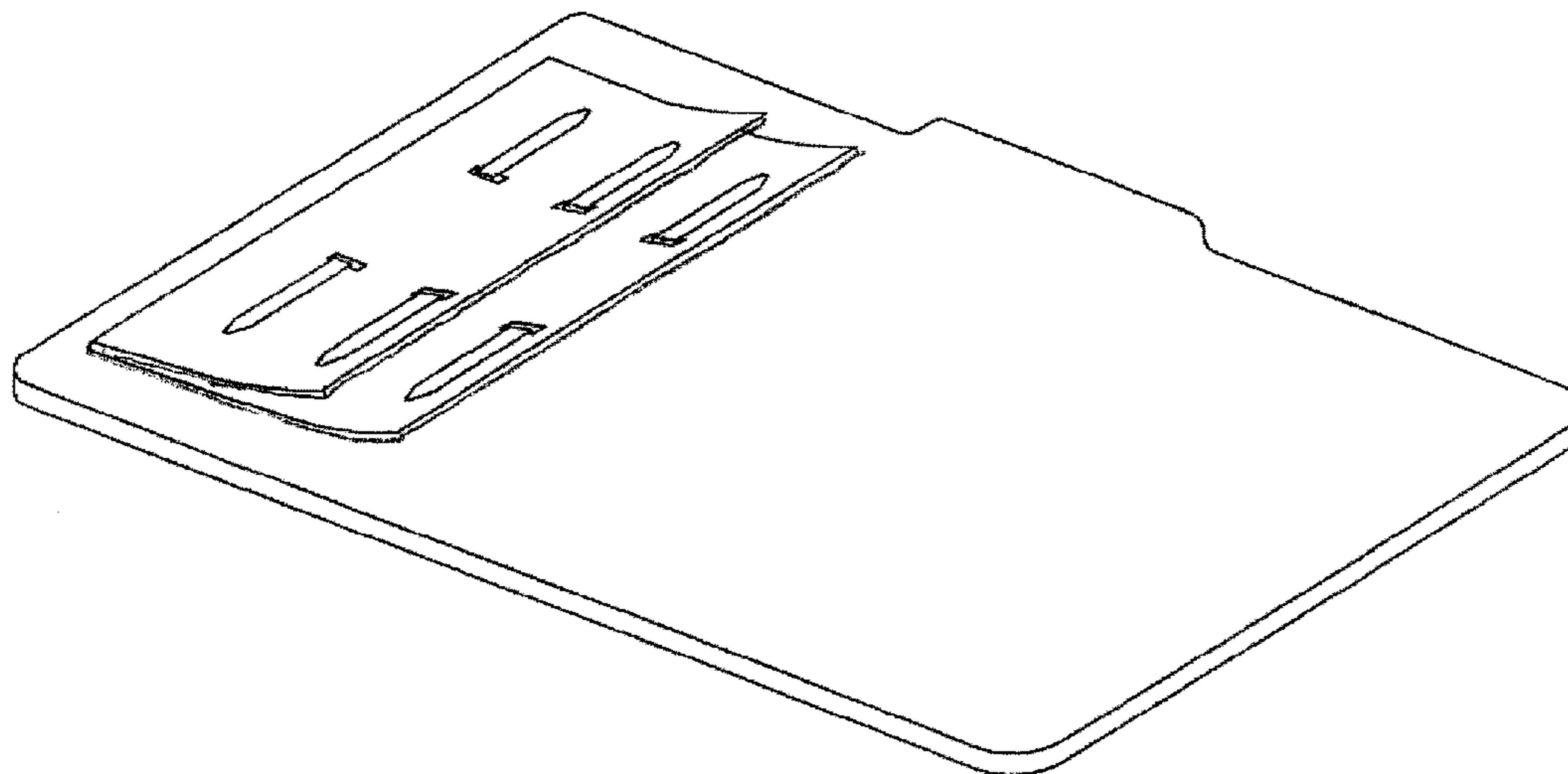
(57) **CLAIM**

The ornamental design for a sequentially two stepped extension plate paper file, as shown and described.

DESCRIPTION

- FIG. 1 is a right perspective view of the present invention.
- FIG. 2 is a left perspective view of the present invention.
- FIG. 3 is a plan view of the present invention.
- FIG. 4 is a side view of the present invention.
- FIG. 5 is a bottom view of the present invention; and,
- FIG. 6 is a top view of the present invention.

1 Claim, 3 Drawing Sheets



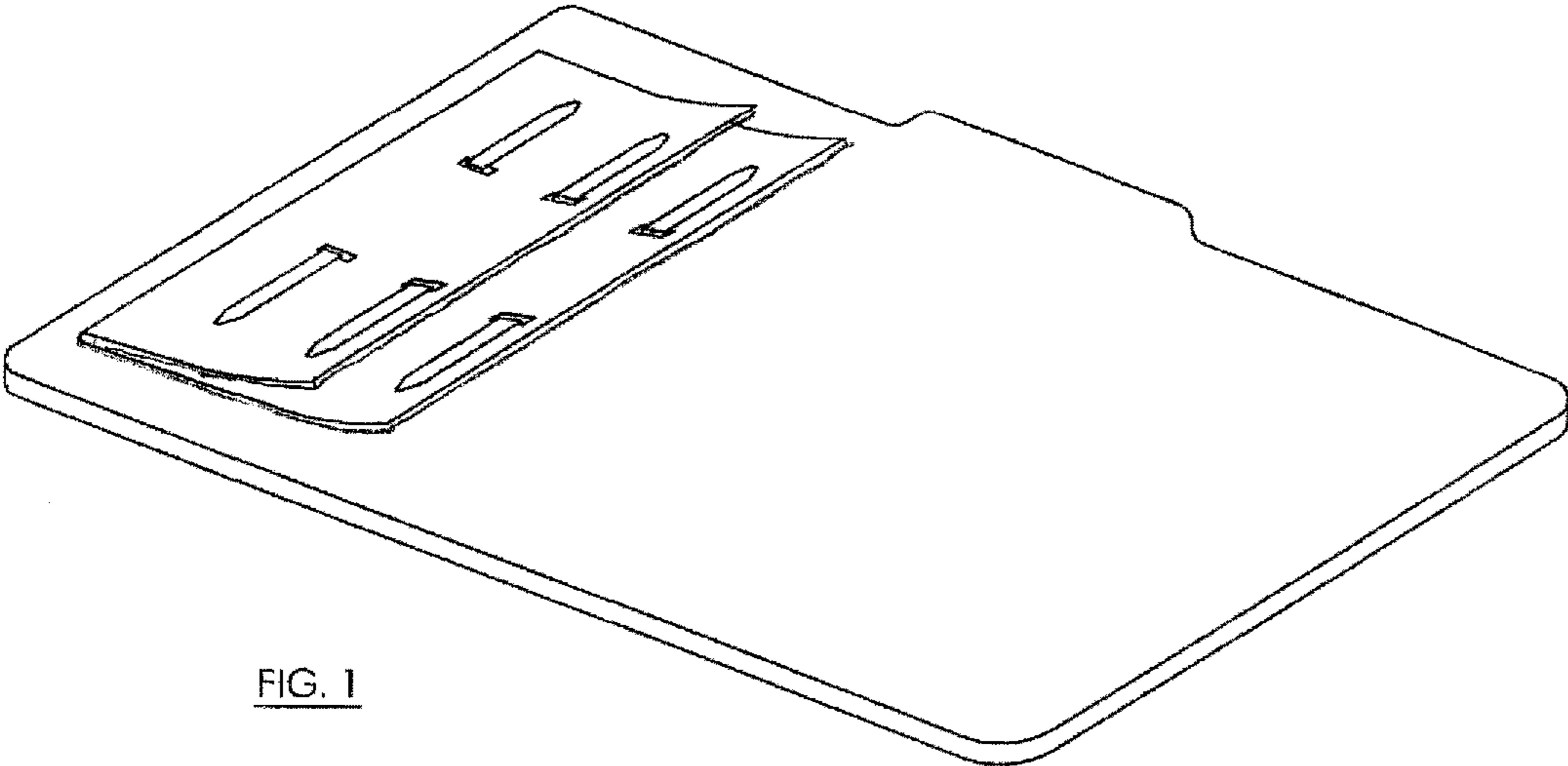


FIG. 1

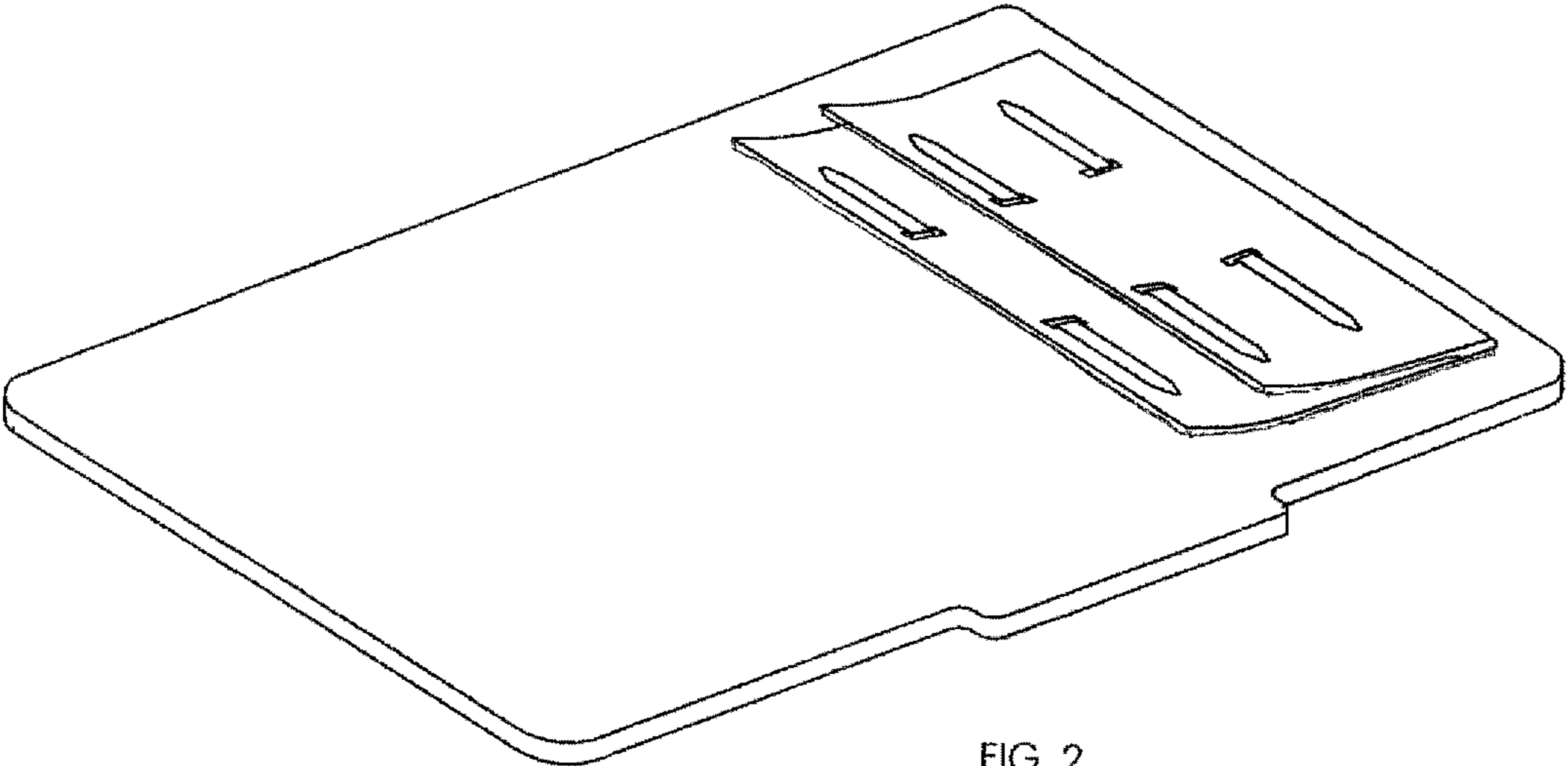


FIG. 2




FIG.3




FIG. 4



FIG. 5




FIG. 6