

US00D588636S

(12) **United States Design Patent**
Pyle

(10) **Patent No.:** **US D588,636 S**

(45) **Date of Patent:** **** *Mar. 17, 2009**

(54) **SEQUENTIALLY THREE STEPPED
EXTENSION PLATE PAPER FILE**

(76) Inventor: **Lance R. Pyle**, 8264 Twin Oaks Ave.,
Citrus Heights, CA (US) 95610

(*) Notice: This patent is subject to a terminal dis-
claimer.

(**) Term: **14 Years**

(21) Appl. No.: **29/289,414**

(22) Filed: **Jul. 18, 2007**

(51) **LOC (9) Cl.** **19-04**

(52) **U.S. Cl.** **D19/33**

(58) **Field of Classification Search** D19/26-33;
D3/294, 299, 303; 28/78, 85; 40/530, 536,
40/537; 206/472, 556; 281/29, 19.1, 31,
281/21.1, 22; 402/8, 18, 19, 68, 73, 79, 14;
D6/457

See application file for complete search history.

(56) **References Cited**

U.S. PATENT DOCUMENTS

259,410 A	6/1882	Marmaduke	
421,028 A	2/1890	Jones	
910,194 A	1/1909	Harris	
1,047,840 A	12/1912	Reynolds	
D86,238 S	2/1932	Kerckel	
2,005,717 A	6/1935	Coulston	
2,302,035 A	11/1942	Karlen	
3,867,743 A	2/1975	Corey	
3,946,781 A *	3/1976	Reis	150/143
3,983,649 A	10/1976	Ellis et al.	
4,004,690 A	1/1977	Giarritta	
4,007,841 A	2/1977	Seipel	
4,232,463 A	11/1980	Spees	
4,281,445 A	8/1981	Barber et al.	
4,403,883 A	9/1983	Sorin	
D271,700 S *	12/1983	Boughner et al.	D19/33
D272,748 S *	2/1984	Kirk	D19/33

4,639,157 A	1/1987	Herzfeld	
4,674,129 A *	6/1987	Janhonen	383/119
4,790,680 A	12/1988	Baruch	
4,804,911 A	2/1989	Saito et al.	
4,950,097 A	8/1990	Blumberg	
D311,419 S *	10/1990	Moor	D19/27
D312,476 S *	11/1990	Westendorff	D19/27
4,993,861 A	2/1991	Blumberg	
D321,007 S *	10/1991	Barrick	D19/33
5,169,255 A	12/1992	Jensen	
D334,588 S *	4/1993	Okola	D19/27
D340,473 S *	10/1993	Dubs	D19/27
D351,619 S *	10/1994	Struhl	D19/26
D377,713 S *	2/1997	Chandler	D3/247
5,639,523 A *	6/1997	Ellis	428/34.2
5,667,322 A	9/1997	Mucznik	
D416,939 S *	11/1999	Marsy	D19/33
6,371,679 B1	4/2002	Peleman	
6,382,864 B1	5/2002	Moor	
D522,576 S *	6/2006	Smith	D19/33
D559,309 S *	1/2008	Rydzewski	D19/26

* cited by examiner

Primary Examiner—Cathron C Brooks

Assistant Examiner—Austin Murphy

(74) *Attorney, Agent, or Firm*—Temmerman Law Office;
Matthew J. Temmerman

(57) **CLAIM**

The ornamental design for a sequentially three stepped extension plate paper file, as shown and described.

DESCRIPTION

FIG. 1 is a right perspective view of the present invention.

FIG. 2 is a left perspective view of the present invention.

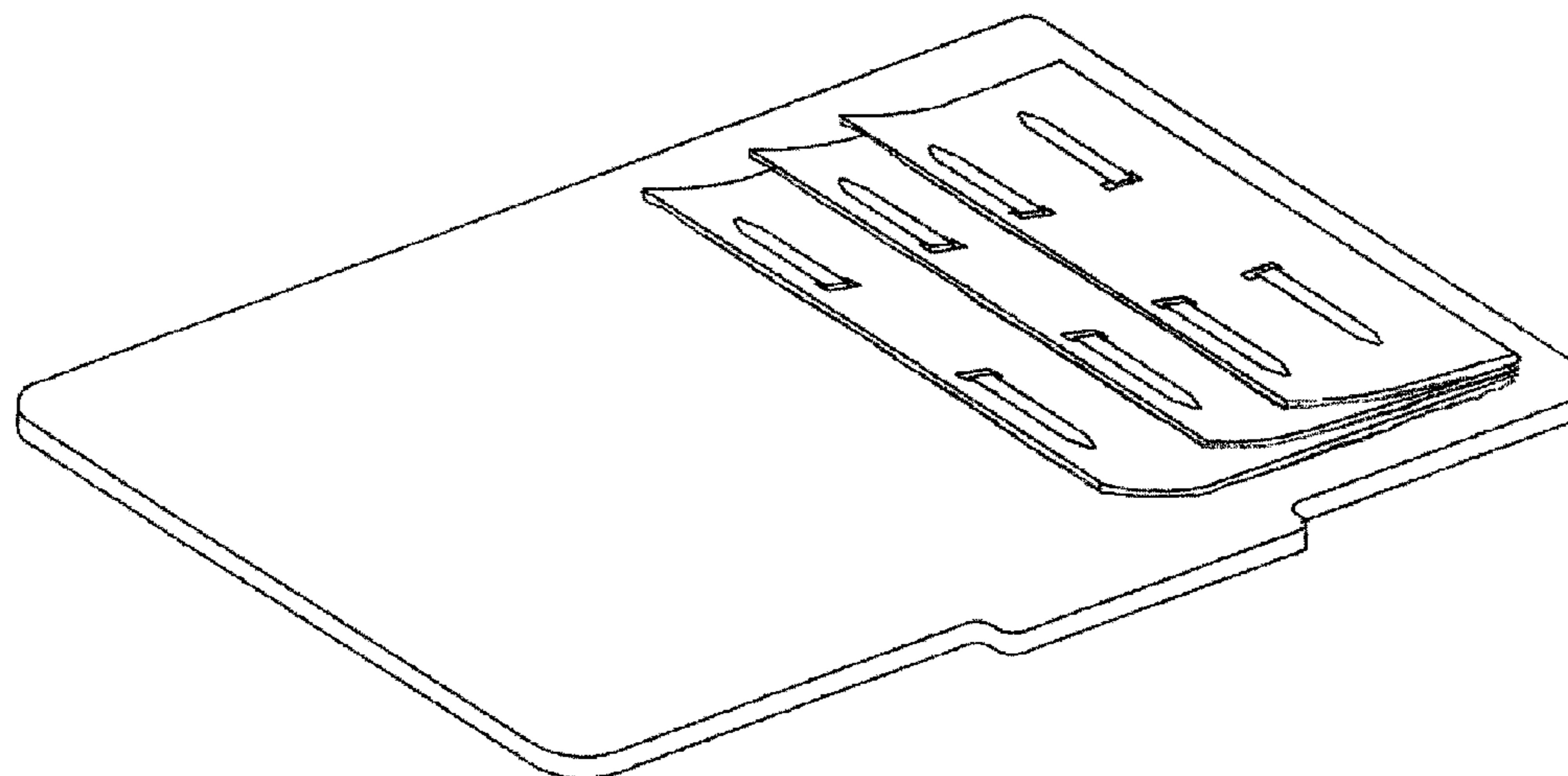
FIG. 3 is a plan view of the present invention.

FIG. 4 is a side view of the present invention.

FIG. 5 is a bottom view of the present invention; and,

FIG. 6 is a top view of the present invention.

1 Claim, 3 Drawing Sheets



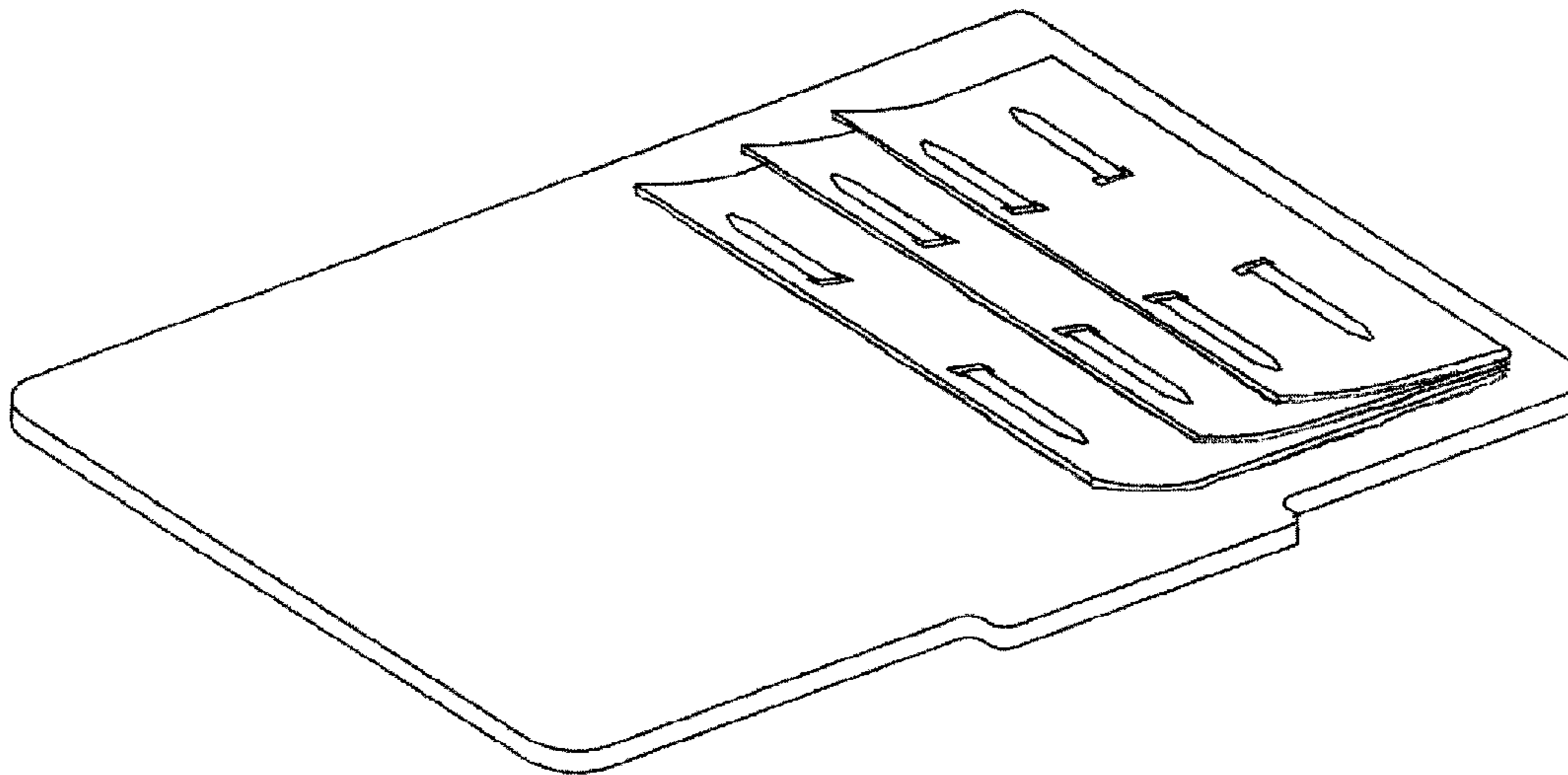


FIG. 1

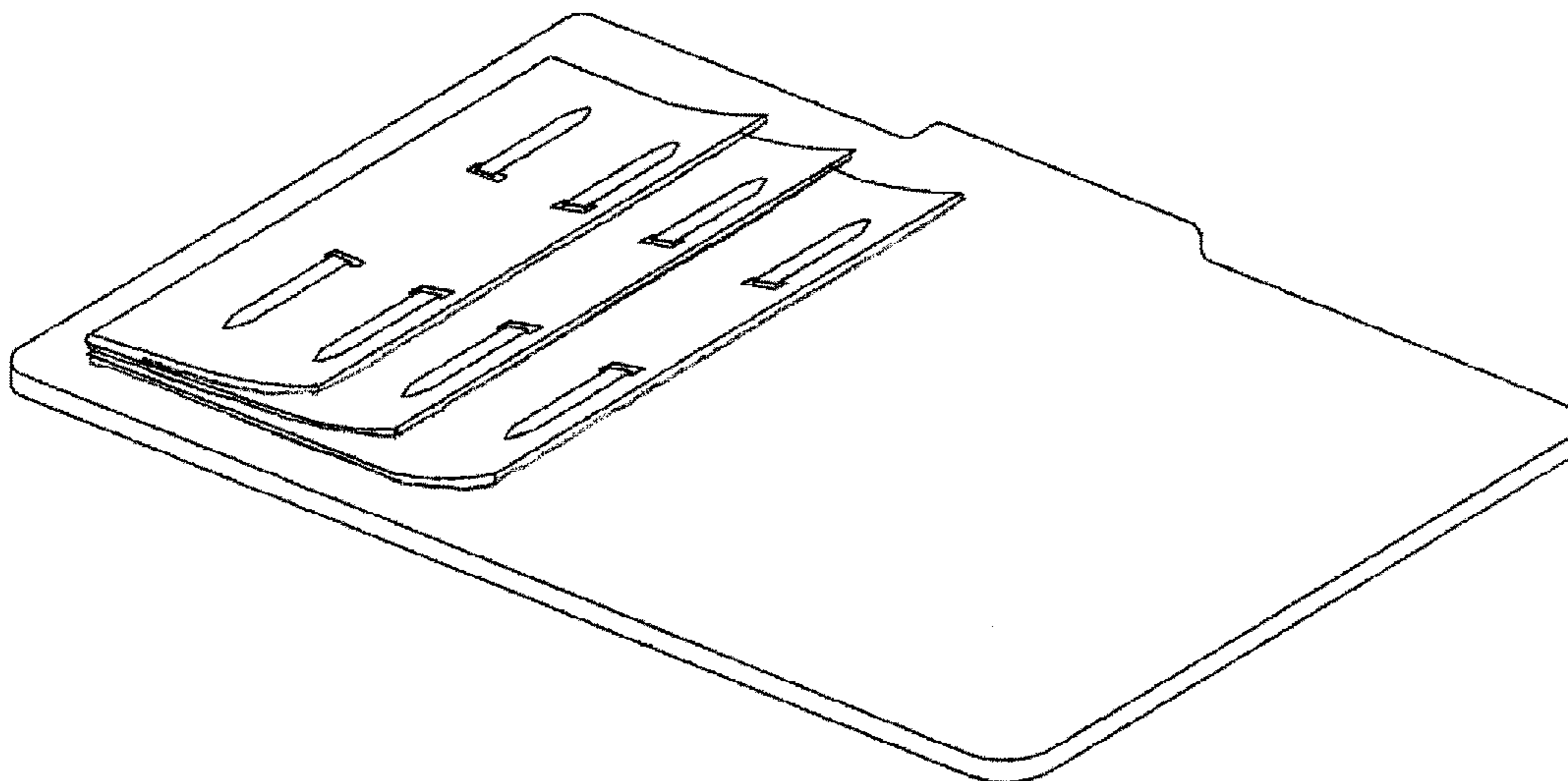


FIG. 2




FIG. 3




FIG. 4



FIG. 5

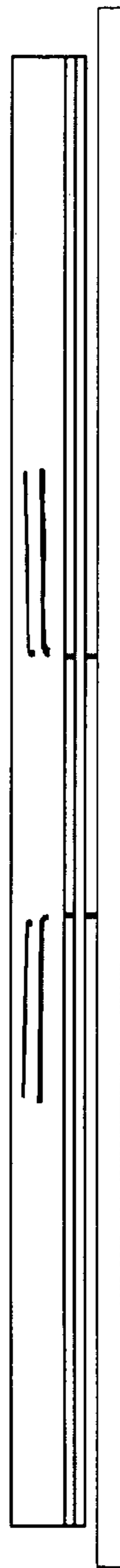


FIG. 6