



US00D588622S

(12) **United States Design Patent**  
**Magal**

(10) **Patent No.:** **US D588,622 S**  
(45) **Date of Patent:** **\*\* Mar. 17, 2009**

(54) **PORTION OF SUNGLASSES**

(76) Inventor: **Geoff Magal**, 64-35 Yellowstone Blvd.,  
Apt. 5H, Forest Hills, NY (US) 11375

(\*\*) Term: **14 Years**

(21) Appl. No.: **29/296,108**

(22) Filed: **Oct. 13, 2007**

(51) **LOC (9) Cl.** ..... **16-06**

(52) **U.S. Cl.** ..... **D16/306**

(58) **Field of Classification Search** ..... D16/101,  
D16/300-342; D29/109-110; D24/110.2;  
351/41, 44, 51-52, 62, 158, 92, 103-123,  
351/140, 153; 2/426-432, 447-449, 441,  
2/434-437; D21/483, 659-661

See application file for complete search history.

(56) **References Cited**

**U.S. PATENT DOCUMENTS**

D191,887 S	12/1961	Braunhut	
D291,206 S *	8/1987	Hyman	D16/314
D335,679 S	5/1993	Jones et al.	
D354,971 S *	1/1995	Mugnier	D16/316
D384,683 S	10/1997	Martinant de Preneuf	
D401,957 S	12/1998	Wu	
D410,938 S	6/1999	Zimmerman	
D418,855 S	1/2000	Grimaldi	
D424,092 S	5/2000	Wang	
D426,846 S	6/2000	Jung	
D428,620 S	7/2000	Maturaporn	
D434,059 S	11/2000	Wang	

D439,924 S	4/2001	Brown	
D483,790 S	12/2003	Peng	
D492,956 S *	7/2004	Landers	D16/101
D570,895 S *	6/2008	Magal	D16/306
D570,896 S *	6/2008	Magal	D16/306

**OTHER PUBLICATIONS**

Website page downloaded from <http://www.houseofchuckles.com/eyeglasses-eyeballs.htm> on Oct. 10, 2007.

\* cited by examiner

*Primary Examiner*—Raphael Barkai

(74) *Attorney, Agent, or Firm*—Myers Wolin, LLC

(57) **CLAIM**

The ornamental design for a portion of sunglasses, as shown and described.

**DESCRIPTION**

FIG. 1 is a perspective view of a portion of sunglasses showing my new design;

FIG. 2 is a front view thereof;

FIG. 3 is a rear view thereof;

FIG. 4 is a right side elevation view thereof;

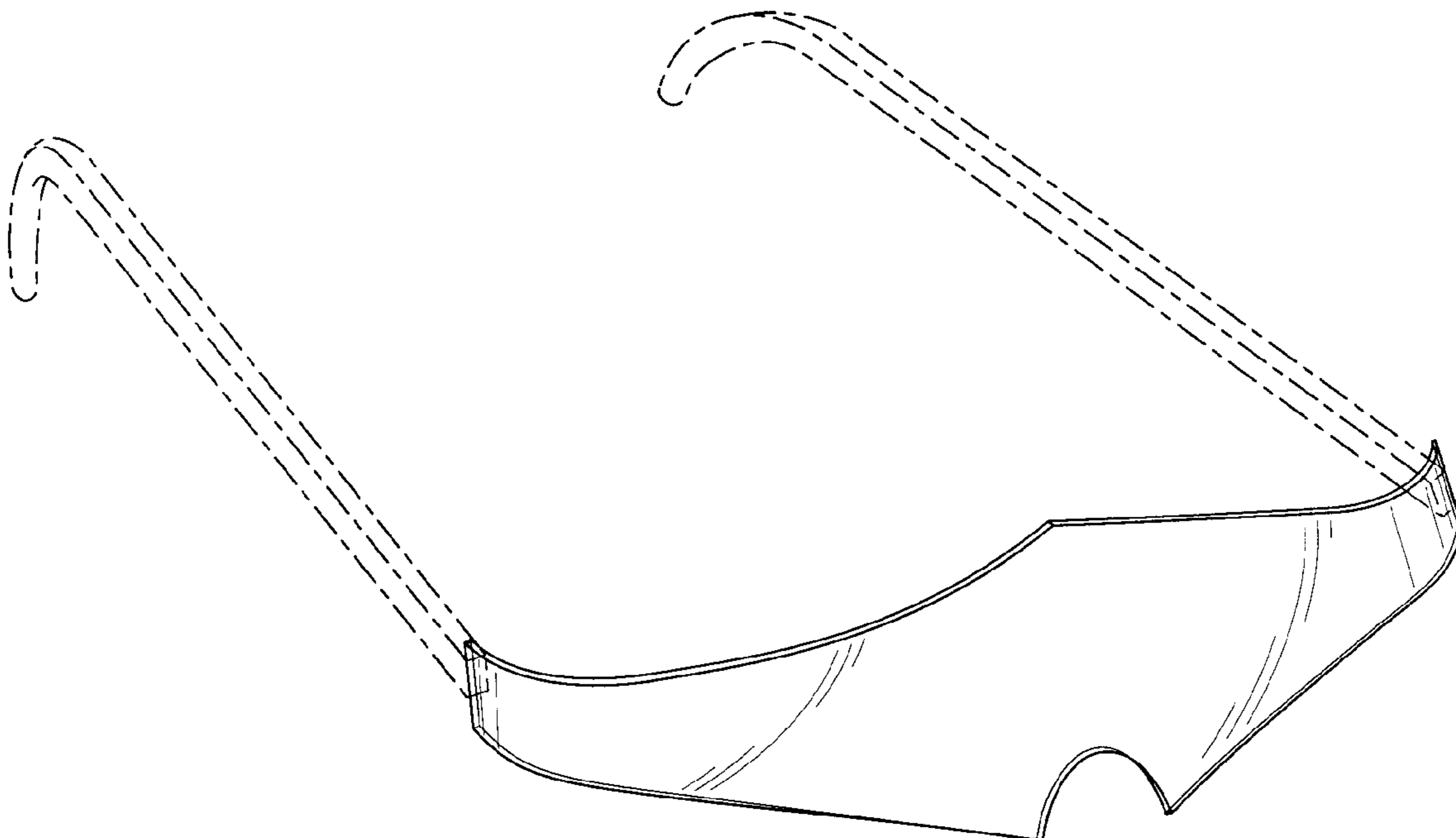
FIG. 5 is a left side elevation view thereof;

FIG. 6 is a top view thereof; and,

FIG. 7 is a bottom view thereof.

The broken lines are for purposes of illustration and form no part of the claimed design.

**1 Claim, 5 Drawing Sheets**



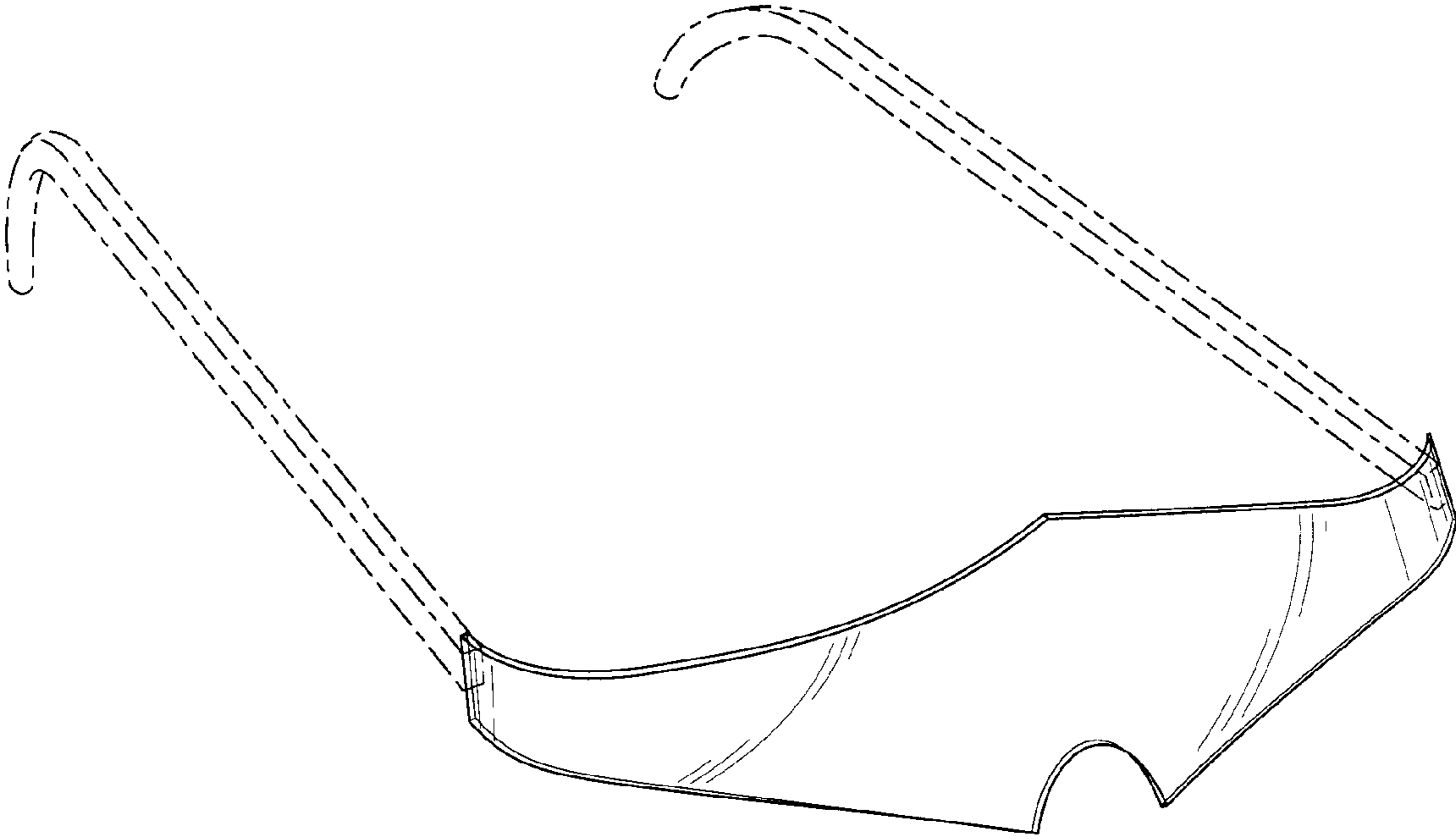


FIG. 1

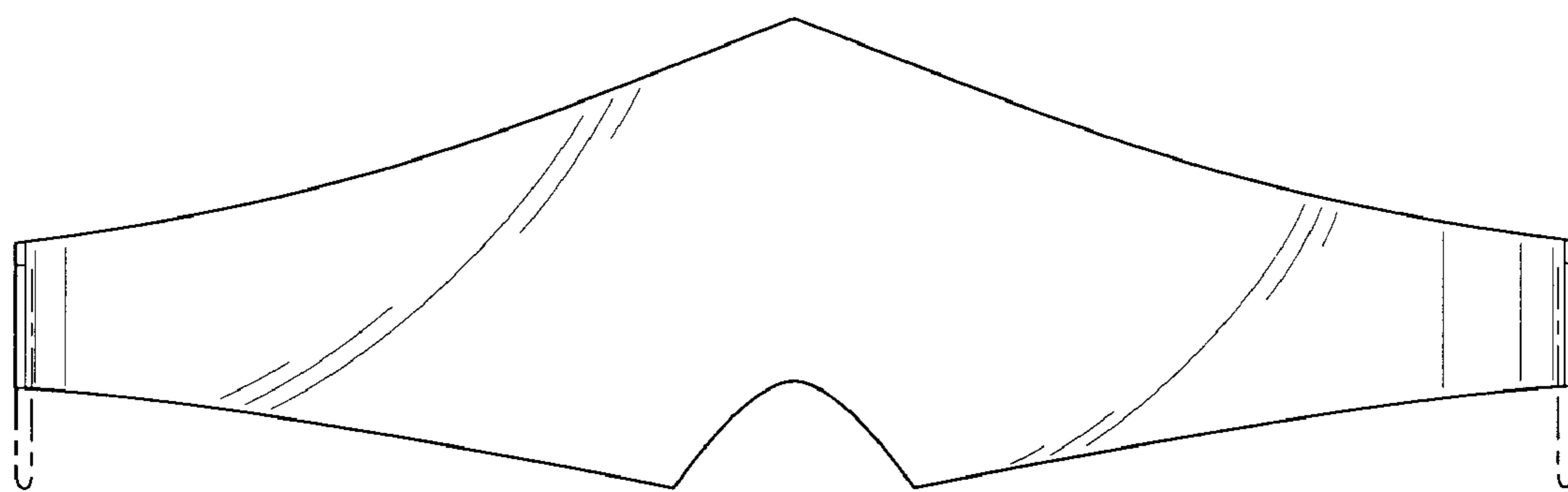


FIG. 2

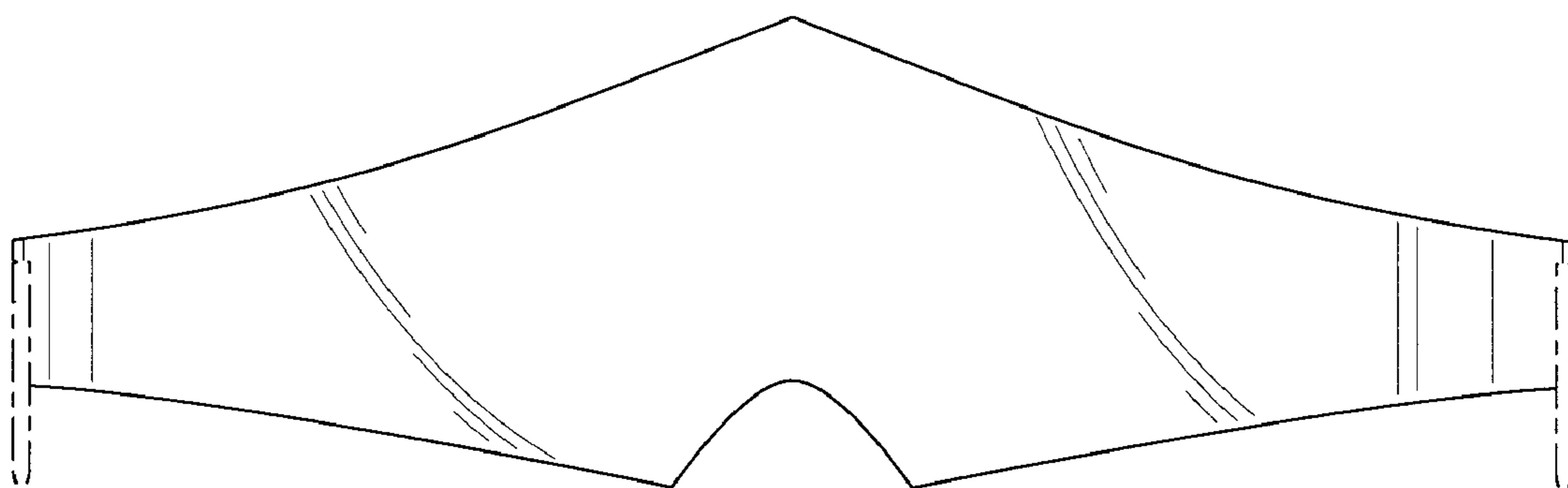


FIG. 3

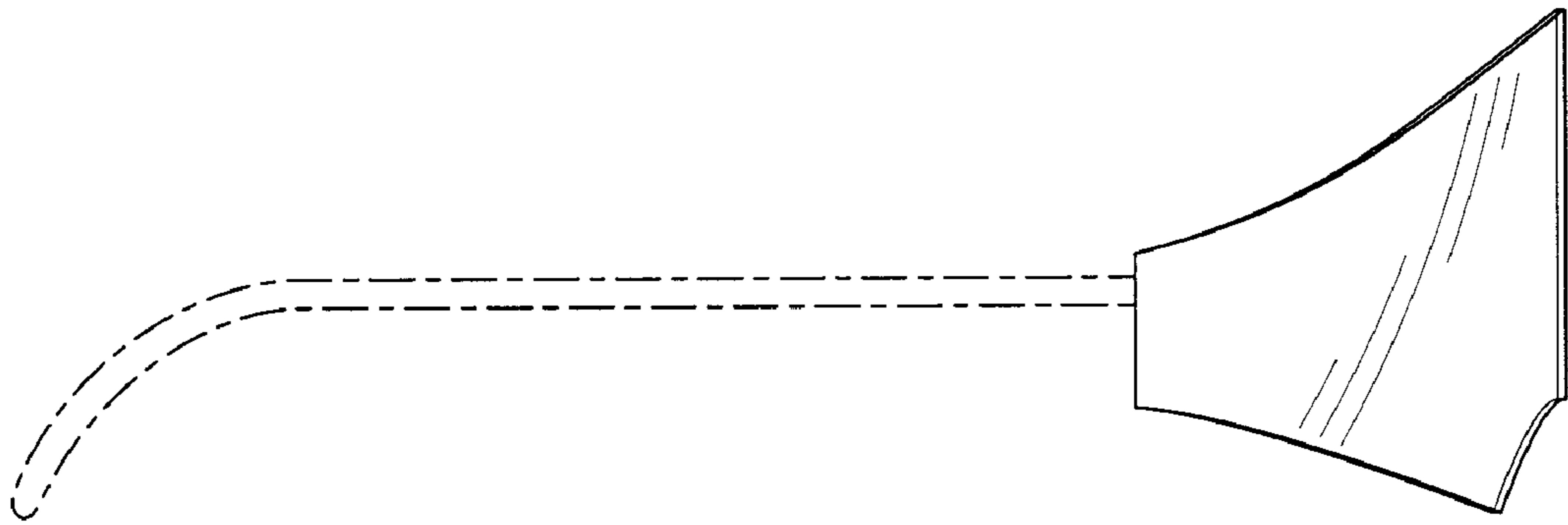


FIG. 4

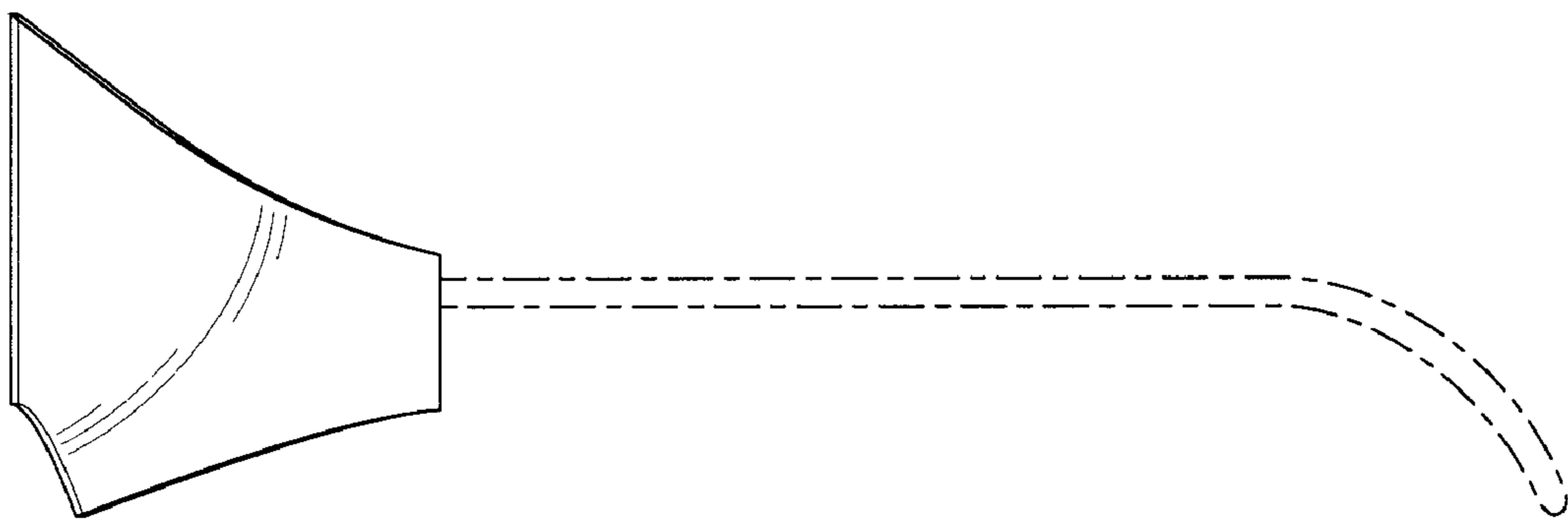


FIG. 5




FIG. 6




FIG. 7