



US00D588611S

(12) **United States Design Patent**
Oh et al.

(10) **Patent No.:** **US D588,611 S**
(45) **Date of Patent:** **** Mar. 17, 2009**

(54) **MEDIA PLAYER**

(75) Inventors: **Kok Chong Anthony Oh**, Singapore (SG); **Boon Keat Eddy Toh**, Singapore (SG); **Qing Li**, Singapore (SG)

(73) Assignee: **Creative Technology Ltd**, Singapore (SG)

(**) Term: **14 Years**

(21) Appl. No.: **29/299,957**

(22) Filed: **Jan. 7, 2008**

(51) **LOC (9) Cl.** **14-03**

(52) **U.S. Cl.** **D14/496**

(58) **Field of Classification Search** D14/496, D14/401, 435, 474, 483, 217, 137, 138, 160, D14/168; 345/156, 169, 173-179, 905; 715/727-729, 715/864; 710/1, 5, 8; 713/1, 600; 455/11, 455/1.7, 73, 344-347, 93, 95; 370/342-344; 369/1, 2, 6, 12; 463/43-47; 273/148 B
See application file for complete search history.

(56) **References Cited**

U.S. PATENT DOCUMENTS

5,349,575	A *	9/1994	Park	369/1
5,859,594	A *	1/1999	King et al.	340/7.55
6,122,526	A *	9/2000	Parulski et al.	455/556.1
D472,245	S *	3/2003	Andre et al.	D14/496
D486,813	S *	2/2004	Chun	D14/156
6,769,603	B2 *	8/2004	Nagai et al.	235/375

D506,209	S *	6/2005	Leong	D14/496
D507,277	S *	7/2005	Sitoh	D14/496
7,046,230	B2 *	5/2006	Zadesky et al.	345/156
D526,331	S *	8/2006	Lee	D14/496
D532,018	S *	11/2006	Lee	D14/496
D547,330	S *	7/2007	Lee	D14/496

* cited by examiner

Primary Examiner—Prabhakar Deshmukh
(74) *Attorney, Agent, or Firm*—Kennedy Koblin

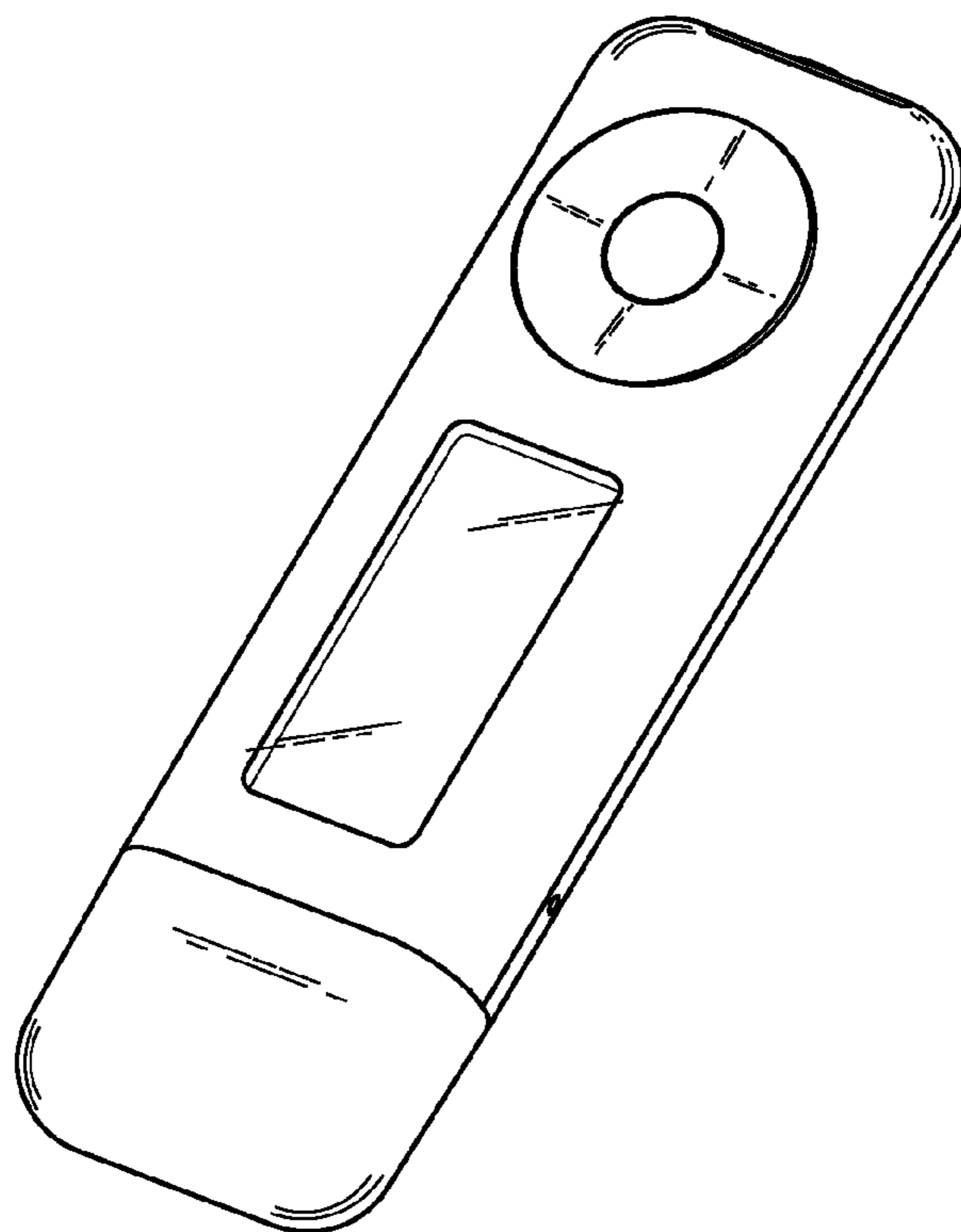
(57) **CLAIM**

The ornamental design for a media player, substantially as shown and described.

DESCRIPTION

FIG. 1 is a front perspective view of a media player showing our new design;
FIG. 2 is a rear perspective view thereof;
FIG. 3 is a front elevational view thereof;
FIG. 4 is a rear elevational view thereof;
FIG. 5 is a left side elevational view thereof;
FIG. 6 is a right side elevational view thereof;
FIG. 7 is an enlarged scale top plan view thereof; and,
FIG. 8 is an enlarged scale bottom plan view thereof.
Features indicated in broken line disclosure are for exemplary purposes only and form no part of the claimed design.

1 Claim, 4 Drawing Sheets



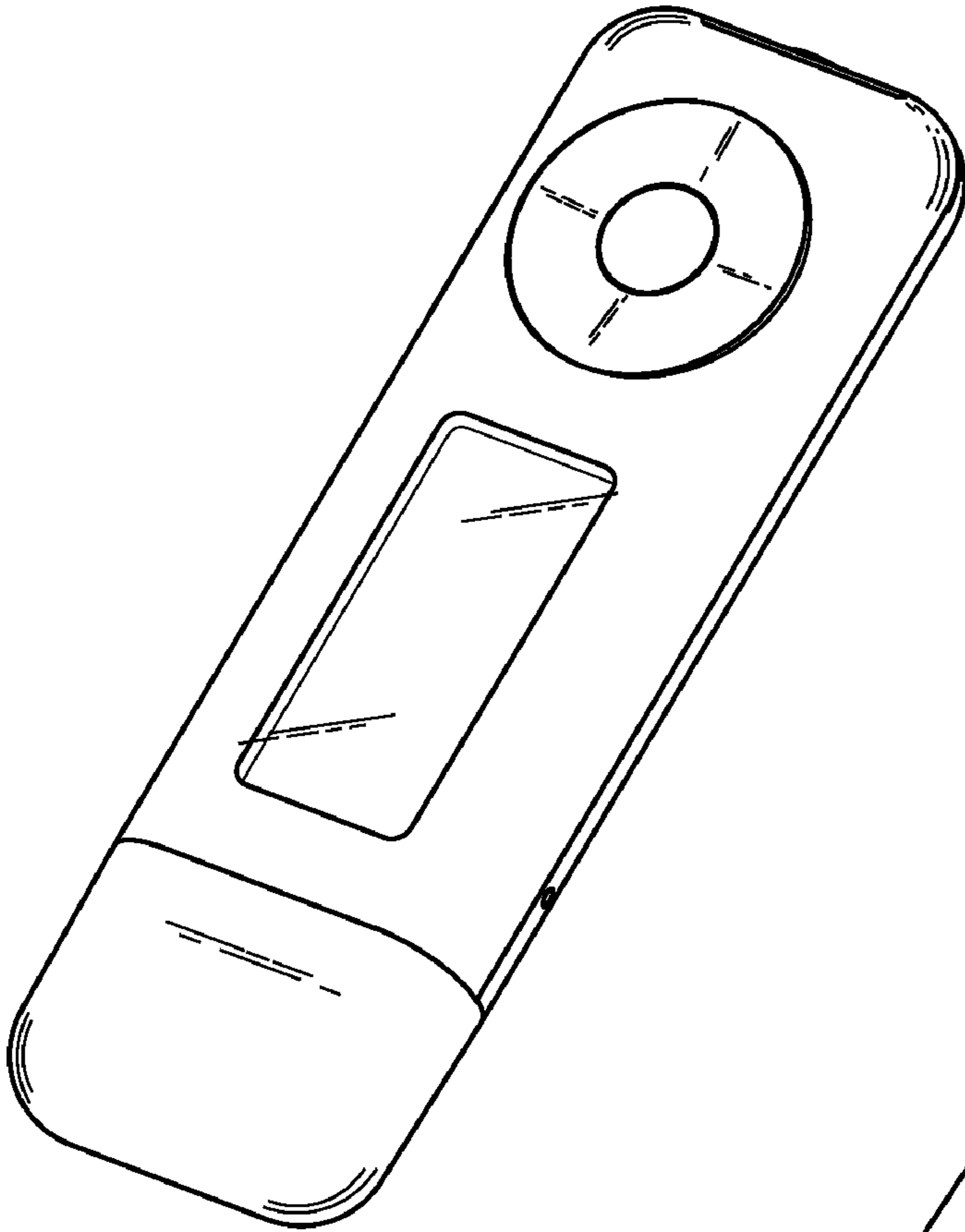


FIG. 1

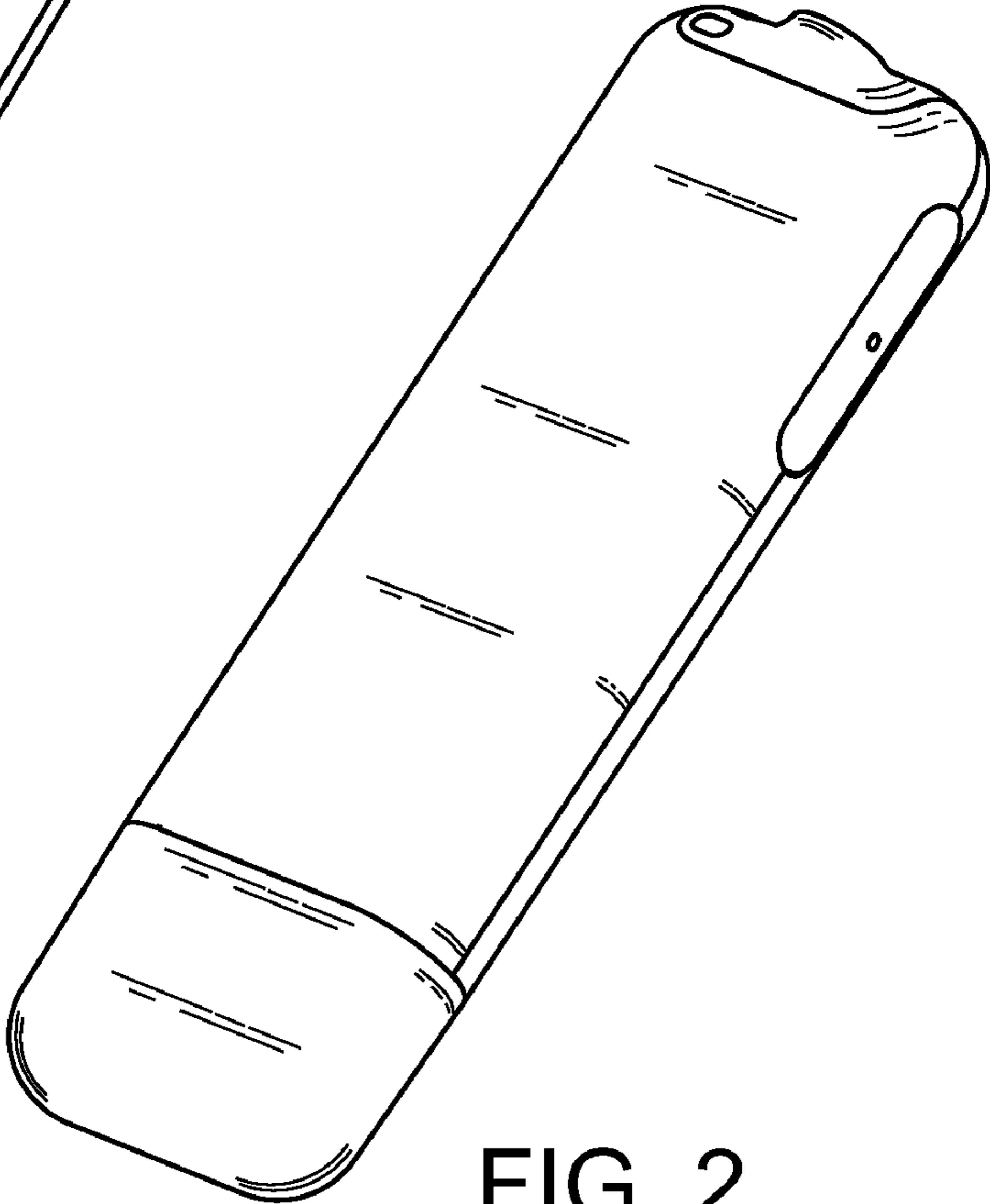


FIG. 2

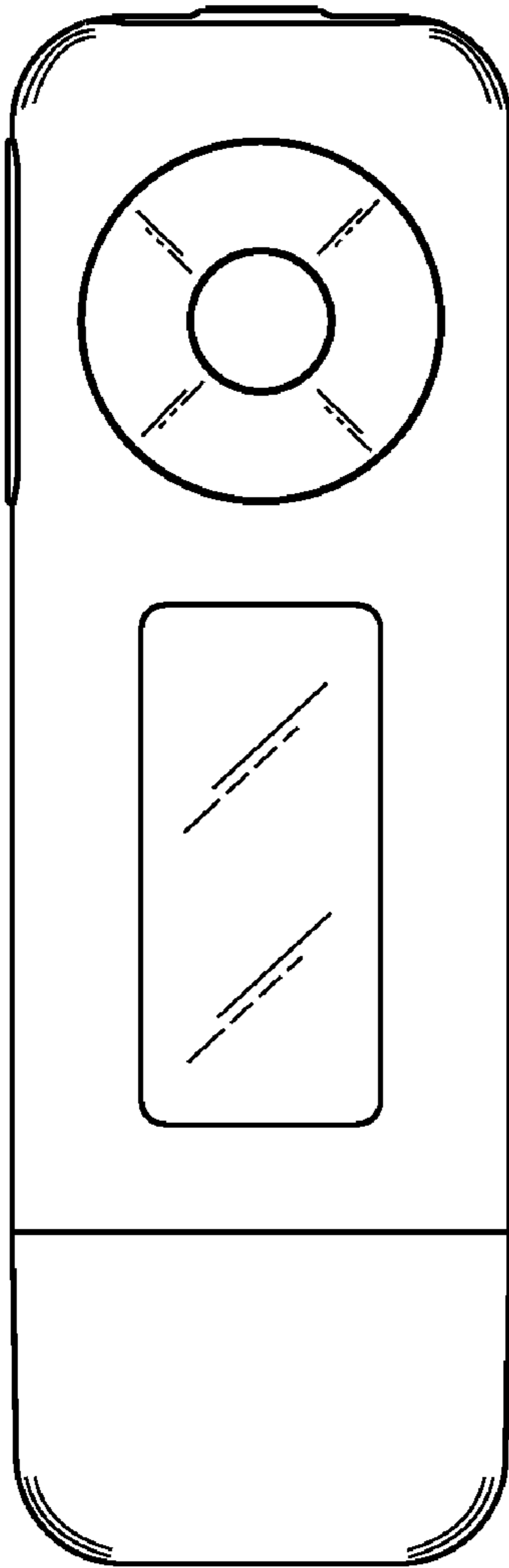


FIG. 3



FIG. 4




FIG. 5




FIG. 6

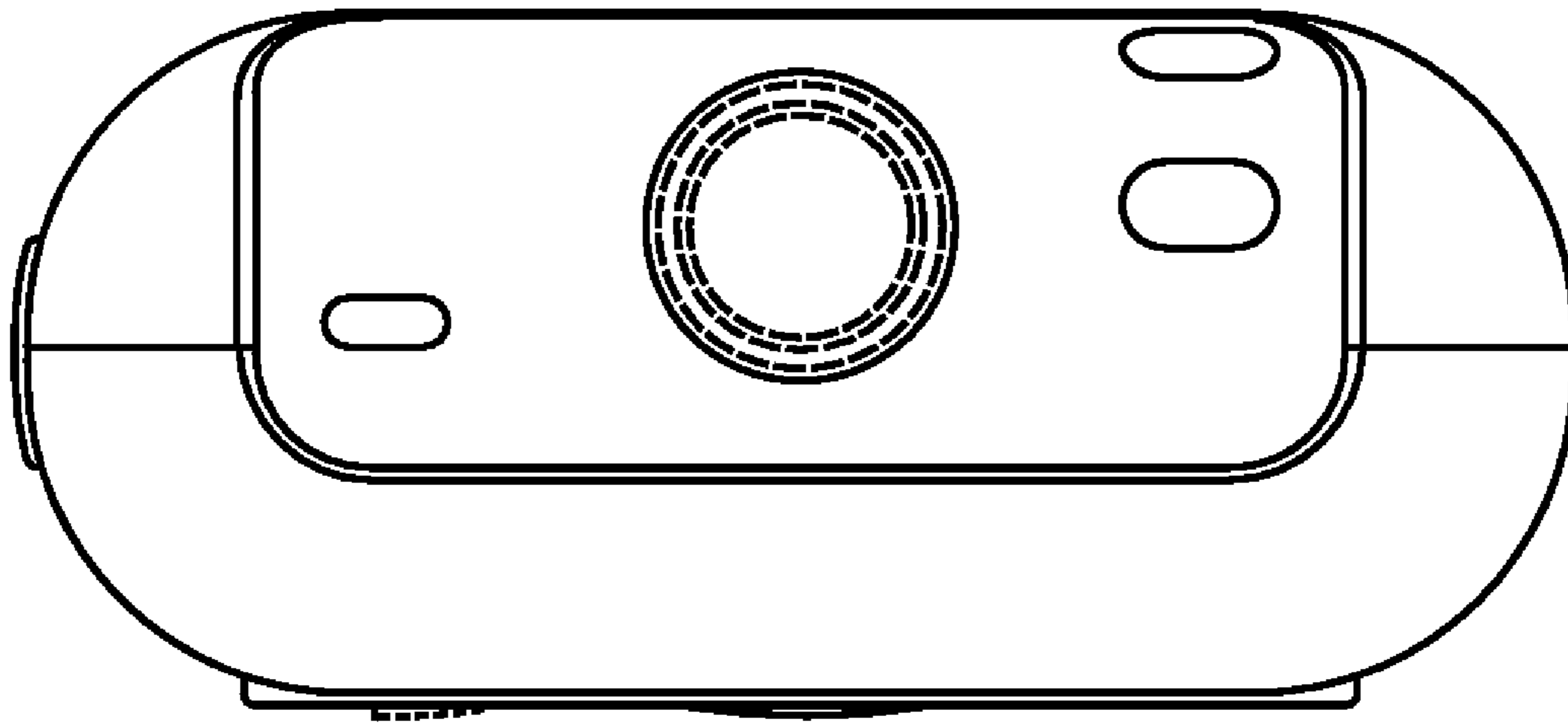


FIG. 7




FIG. 8