



US00D588606S

(12) **United States Design Patent**
Nathan et al.

(10) **Patent No.:** **US D588,606 S**
(45) **Date of Patent:** **** Mar. 17, 2009**

(54) **PORTION OF A DISPLAY SCREEN SHOWING
A TRANSITIONAL USER INTERFACE**

(75) Inventors: **Adam Nathan**, Redmond, WA (US);
Timothy Rice, Bellevue, WA (US);
Andy Sterland, Seattle, WA (US);
Michael Leonard, Lake Stevens, WA
(US); **Jeremy Mazner**, Seattle, WA
(US); **John Montgomery**, Seattle, WA
(US)

(73) Assignee: **Microsoft Corporation**, Redmond, WA
(US)

(**) Term: **14 Years**

(21) Appl. No.: **29/298,414**

(22) Filed: **Dec. 5, 2007**

(51) **LOC (9) Cl.** **14-04**

(52) **U.S. Cl.** **D14/488; D14/487**

(58) **Field of Classification Search** D14/485–495;
715/700–705, 716, 727, 730, 748, 750, 751,
715/760–762, 764, 775–781, 786, 787, 808–810,
715/832–846, 863–867, 973–977

See application file for complete search history.

(56) **References Cited**

U.S. PATENT DOCUMENTS

5,886,696	A *	3/1999	Kakko et al.	715/787
D426,206	S *	6/2000	Richter	D14/487
6,300,967	B1 *	10/2001	Wagner et al.	715/784
6,593,945	B1 *	7/2003	Nason et al.	715/779
D507,798	S *	7/2005	Jewitt et al.	D14/486
6,931,288	B1 *	8/2005	Lee et al.	715/762
D519,515	S *	4/2006	Mugura	D14/485
7,043,691	B1 *	5/2006	Kwon et al.	715/705
7,158,123	B2 *	1/2007	Myers et al.	345/173
D553,146	S *	10/2007	Byeon et al.	D14/486
D554,655	S *	11/2007	Prater et al.	D14/486
D554,657	S *	11/2007	Kim et al.	D14/486

D557,275	S *	12/2007	De Mar et al.	D14/487
D557,699	S *	12/2007	Kim et al.	D14/485
D558,217	S *	12/2007	Kwon et al.	D14/486
D562,339	S *	2/2008	Keohane	D14/487
D565,580	S *	4/2008	Gunn et al.	D14/485
D565,584	S *	4/2008	Gunn et al.	D14/487
7,360,164	B2 *	4/2008	Bjoernsen et al.	715/751
7,360,172	B2 *	4/2008	Grossman et al.	715/839
2007/0011610	A1 *	1/2007	Sethi et al.	715/700
2007/0033540	A1 *	2/2007	Bridges et al.	715/769

* cited by examiner

Primary Examiner—Cathron Brooks

Assistant Examiner—Deanna Fluegeman

(74) *Attorney, Agent, or Firm*—Banner & Witcoff, Ltd.

(57) **CLAIM**

The ornamental design for a portion of a display screen showing a transitional user interface, as shown and described.

DESCRIPTION

FIG. 1 illustrates a first state of a transitional user interface showing the new design.

FIG. 2 illustrates a second state thereof.

FIG. 3 illustrates a third state thereof.


FIG. 4 illustrates a fourth state thereof.

FIG. 5 illustrates a fifth state thereof; and,

FIG. 6 illustrates a sixth state thereof.

The appearance of the transitional image sequentially transitions between the images shown in FIGS. 1–6. The process or period in which one image transitions to another image forms no part of the claimed design. The two broken line squares in the Figures represent unclaimed features and form no part of the claimed design. The broken lines illustrating a portion of a display screen are for illustrative purposes only and form no part of the claimed design. The broken lines illustrating “CONTENT” are for illustrative purposes only and form no part of the claimed design.

1 Claim, 6 Drawing Sheets






FIG. 1



FIG. 2




FIG. 3




FIG. 4

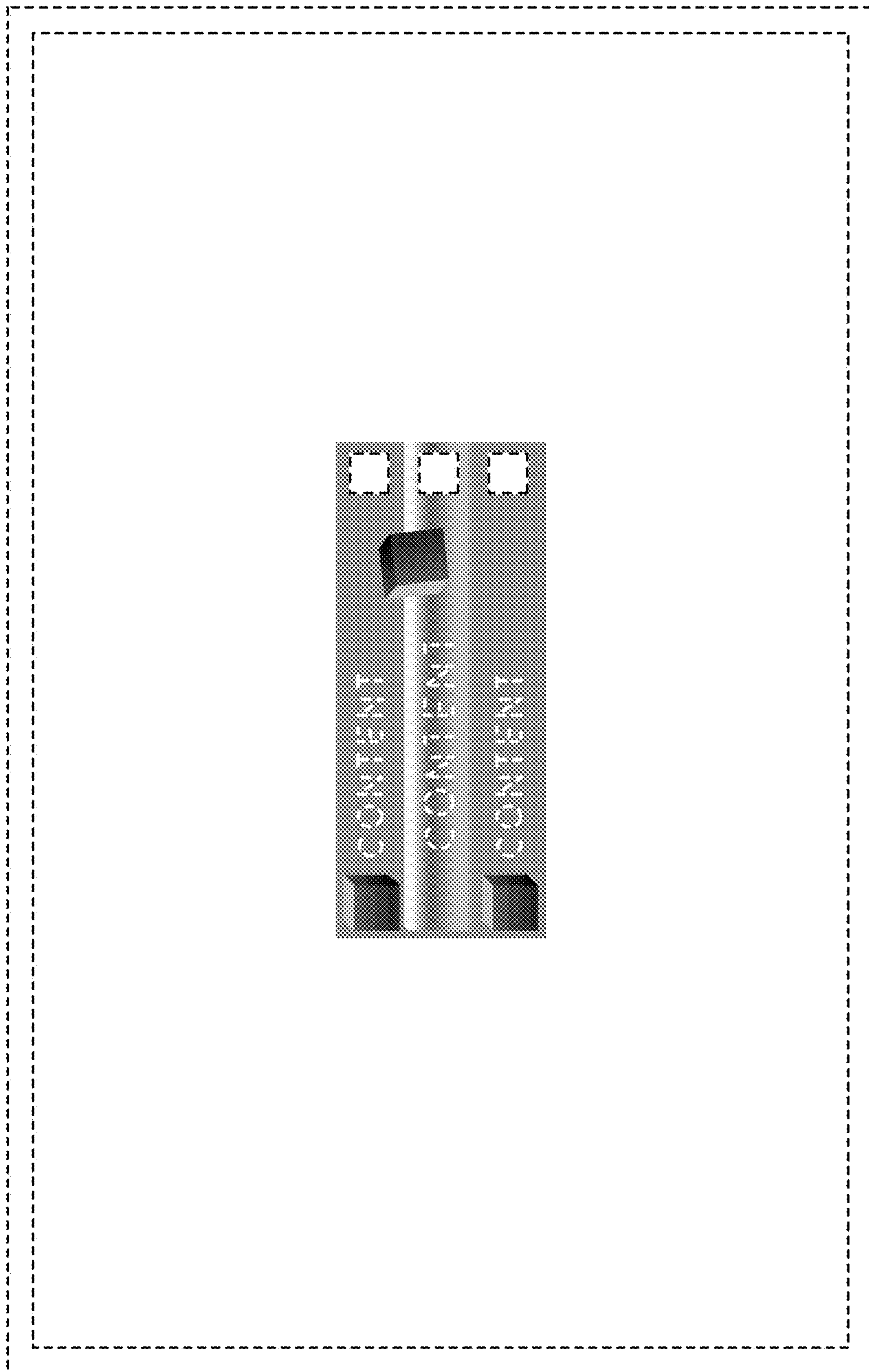


FIG. 5



FIG. 6