



US00D588601S

(12) **United States Design Patent**
Wang et al.

(10) **Patent No.:** **US D588,601 S**
(45) **Date of Patent:** **** Mar. 17, 2009**

(54) **FRONT BEZEL**

(75) Inventors: **Qiang Wang**, Taipei (TW); **Ralph M. Tusler**, Colorado Springs, CO (US)

(73) Assignee: **Hewlett-Packard Development Company, L.P.**, Houston, TX (US)

(**) Term: **14 Years**

(21) Appl. No.: **29/302,351**

(22) Filed: **Jan. 15, 2008**

(51) **LOC (9) Cl.** **14-02**

(52) **U.S. Cl.** **D14/445**

(58) **Field of Classification Search** D14/441-446,
D14/363-368, 439; D13/182, 184, 199;
312/223.1-223.3; 361/680-686, 690-696;
369/34.01, 36.01

See application file for complete search history.

(56) **References Cited**

U.S. PATENT DOCUMENTS

D360,411 S * 7/1995 Sharp et al. D14/445

D455,152 S * 4/2002 Caughlan et al. D14/445
D455,153 S * 4/2002 Gant et al. D14/445
D464,056 S * 10/2002 Skandalis D14/444
D480,086 S * 9/2003 Searby et al. D14/444
D507,000 S * 7/2005 Wang D14/445
D540,329 S * 4/2007 Wang et al. D14/445
D541,285 S * 4/2007 Wang et al. D14/445

* cited by examiner

Primary Examiner—Freda S Nunn

(57) **CLAIM**

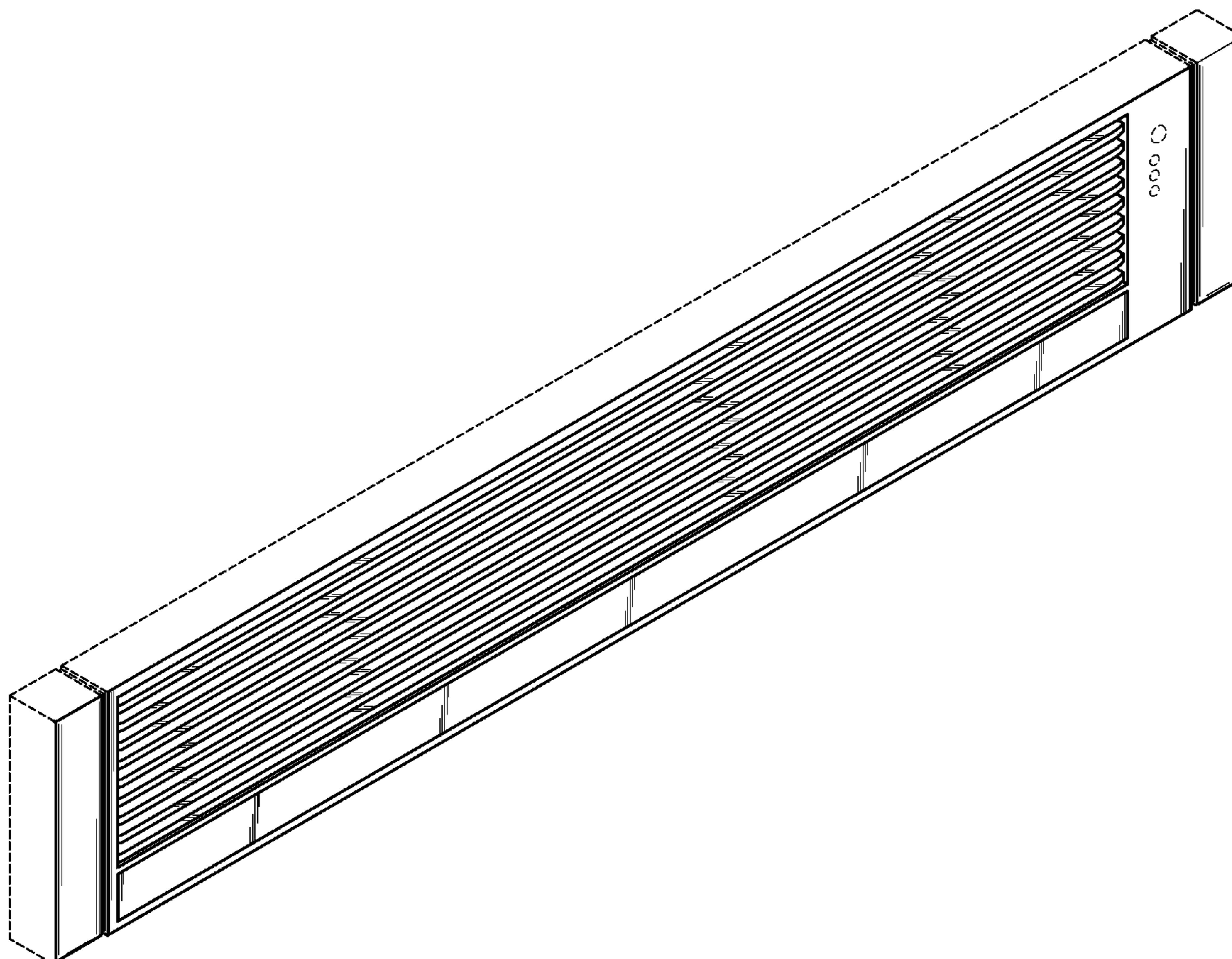
The ornamental design for a front bezel, as shown and described.

DESCRIPTION

FIG. 1 is a perspective view of a front bezel;
FIG. 2 is a front view of the bezel of FIG. 1;
FIG. 3 is a top view of the bezel of FIG. 1; and,
FIG. 4 is a side view of the bezel of FIG. 1.

Broken lines shown in the drawings illustrate portions of the front bezel, and form no part of the claimed design.

1 Claim, 2 Drawing Sheets



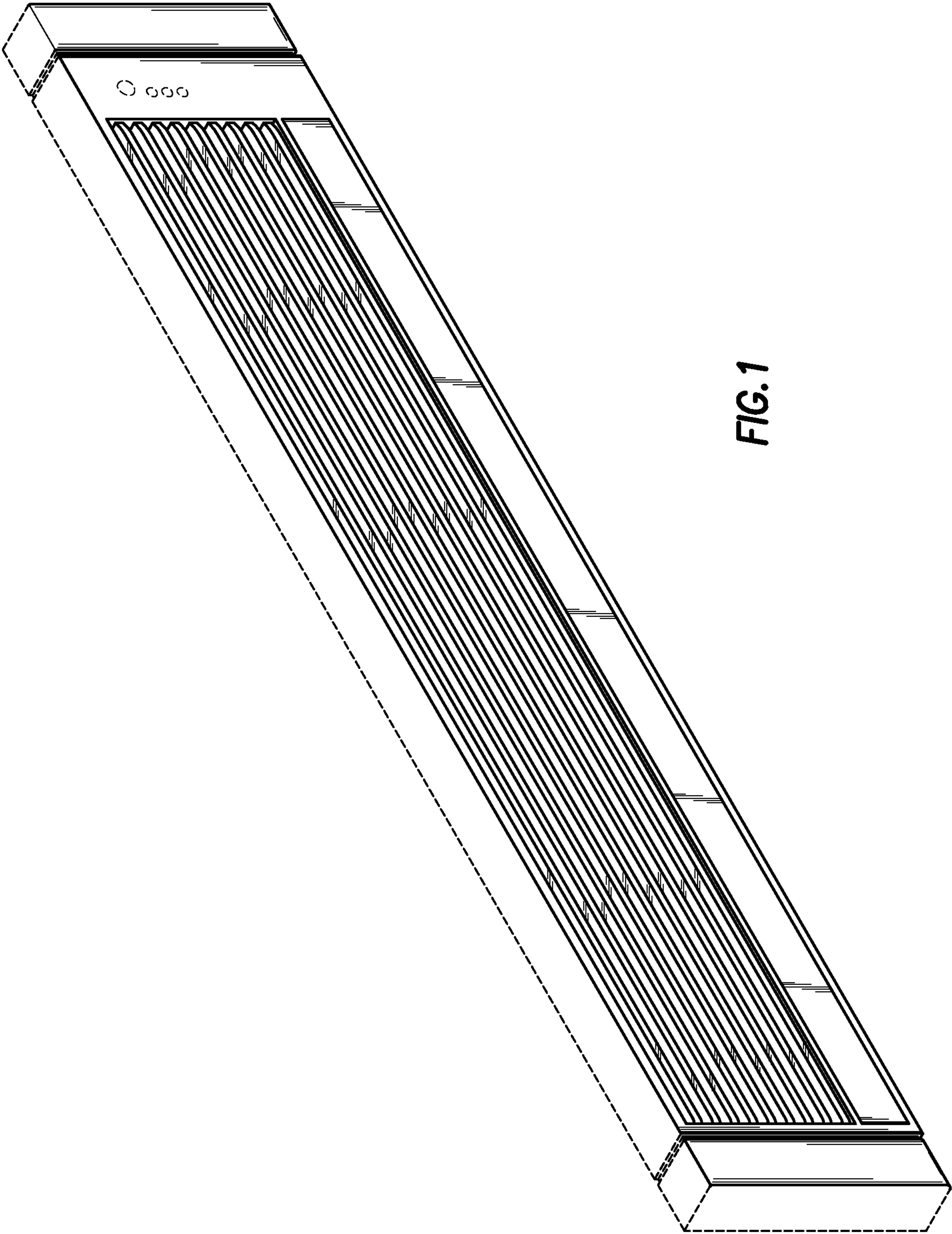


FIG. 1

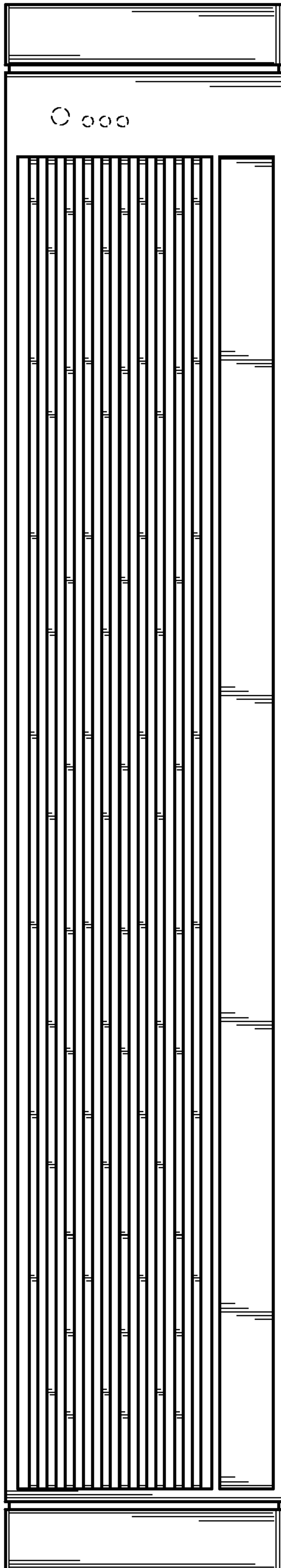


FIG. 2



FIG. 3




FIG. 4