



US00D588583S

(12) **United States Design Patent**
McDougal

(10) **Patent No.:** **US D588,583 S**

(45) **Date of Patent:** **** Mar. 17, 2009**

(54) **MICROPHONE COVER**

(76) Inventor: **Dewey C. McDougal**, 702 Bonnie St.,
Gadsden, AL (US) 35903

(**) Term: **14 Years**

(21) Appl. No.: **29/305,090**

(22) Filed: **Mar. 13, 2008**

(51) **LOC (9) Cl.** **14-01**

(52) **U.S. Cl.** **D14/225**

(58) **Field of Classification Search** D14/225,
D14/250; D3/10, 11; D6/610, 611; 383/110,
383/120, 112; 150/154, 155, 159, 160, 161,
150/162, 163, 164, 165, 166, 901; 24/712.2,
24/712; D2/500; 2/207, 209.13; 206/304.2,
206/305, 315.9; 428/127, 128, 129, 16; D29/113;
15/209.1, 210.1; D8/346, 321, 322; D11/121,
D11/136; 134/6

See application file for complete search history.

(56) **References Cited**

U.S. PATENT DOCUMENTS

2,248,303 A 7/1941 Morgenroth et al.

(Continued)

FOREIGN PATENT DOCUMENTS

JP	07107584	4/1995
JP	07111690	4/1995
JP	07288889	10/1995
JP	07303294	11/1995
JP	08186888	7/1996
JP	10285680	10/1998
JP	11075281	3/1999
JP	2000013881	1/2000

JP	2000232697	8/2000
JP	2005006267	1/2005
JP	2005012604	1/2005
KR	1020060085529	7/2006

Primary Examiner—Paula Greene

(74) *Attorney, Agent, or Firm*—Angela Holt; Lanier Ford
Shaver & Payne P.C.

(57) **CLAIM**

The ornamental design for a microphone cover, as shown and described.

DESCRIPTION

FIG. 1 is a front perspective view of the microphone cover of the present disclosure, in an undeployed position.

FIG. 2 is a front perspective view of the microphone cover of FIG. 1, in a partially deployed position.

FIG. 3 is a front perspective view of the microphone cover of the present disclosure shown installed over the head of a microphone, the bottom perspective view is not part of the claimed design;

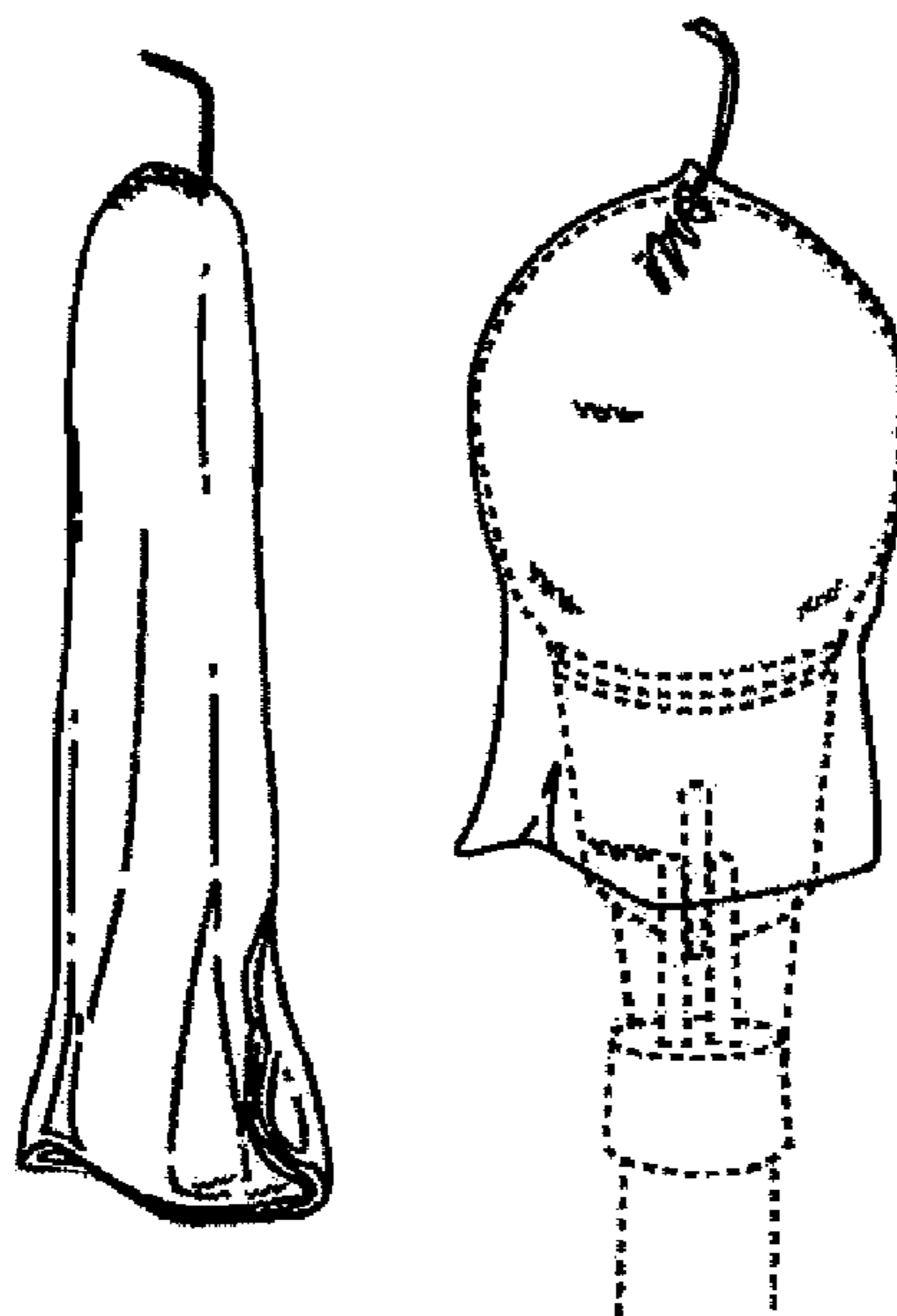
FIG. 4 is a top perspective view of the microphone cover of the present disclosure shown installed over the head of a microphone, the bottom perspective view is not part of the claimed design;

FIG. 5 is a side view of the microphone cover of the present disclosure shown installed over the head of a microphone in a microphone stand; and,

FIG. 6 is a side view of the microphone cover of the present disclosure shown installed over the head of a microphone.

The broken lines showing a microphone and/or microphone stand in FIGS. 3, 4, 5, and 6 illustrate the portions of the design that form no part of the claim.

1 Claim, 2 Drawing Sheets



US D588,583 S

Page 2

U.S. PATENT DOCUMENTS

2,417,336 A *	3/1947	Whitehead	150/160	5,730,530 A	3/1998	Stoddard et al.	
3,168,209 A *	2/1965	Brookins et al.	150/154	D396,772 S *	8/1998	Hanzok	D6/610
3,255,794 A *	6/1966	Morse	150/160	5,862,215 A	1/1999	Garriette	
3,965,955 A *	6/1976	Price	150/160	5,904,195 A *	5/1999	Doig	150/159
D263,642 S	4/1982	Colley		5,907,877 A	6/1999	Allgood	
4,514,993 A *	5/1985	Johnson	62/372	6,071,527 A	6/2000	Tsujino et al.	
4,516,616 A *	5/1985	Fesler	150/154	D434,756 S	12/2000	Jackman	
4,582,053 A	4/1986	Wilson		6,560,335 B2	5/2003	Zohn et al.	
4,834,250 A *	5/1989	Dumbeck et al.	222/183	D479,426 S *	9/2003	Callahan	D6/610
4,852,163 A	7/1989	Caceres		D484,123 S	12/2003	Petry	
4,862,507 A	8/1989	Woodard		D500,313 S	12/2004	Mason	
4,892,771 A *	1/1990	Rowland	428/74	6,849,135 B2 *	2/2005	Jones	134/6
4,947,794 A *	8/1990	Baldwin	119/470	D528,798 S *	9/2006	Molina	D3/318
D329,241 S	9/1992	Carlson		7,103,318 B2	9/2006	Levinsohn	
5,439,727 A *	8/1995	Riggs et al.	428/128	7,442,259 B2 *	10/2008	Jones	134/6
5,444,790 A	8/1995	Kogen		2003/0147528 A1	8/2003	Pfaff	
D365,989 S *	1/1996	Wacker	D9/444	2007/0053537 A1	3/2007	Wagner	
D371,136 S	6/1996	Horowitz					

* cited by examiner




Figure 1




Figure 2

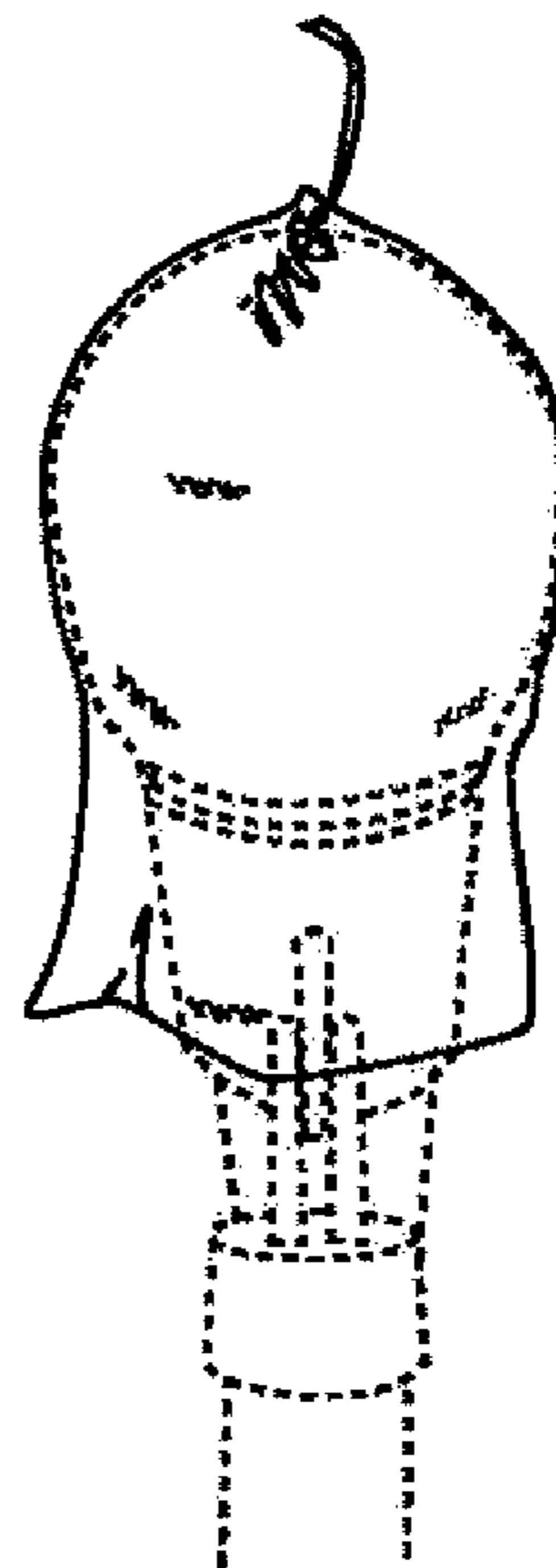


Figure 3

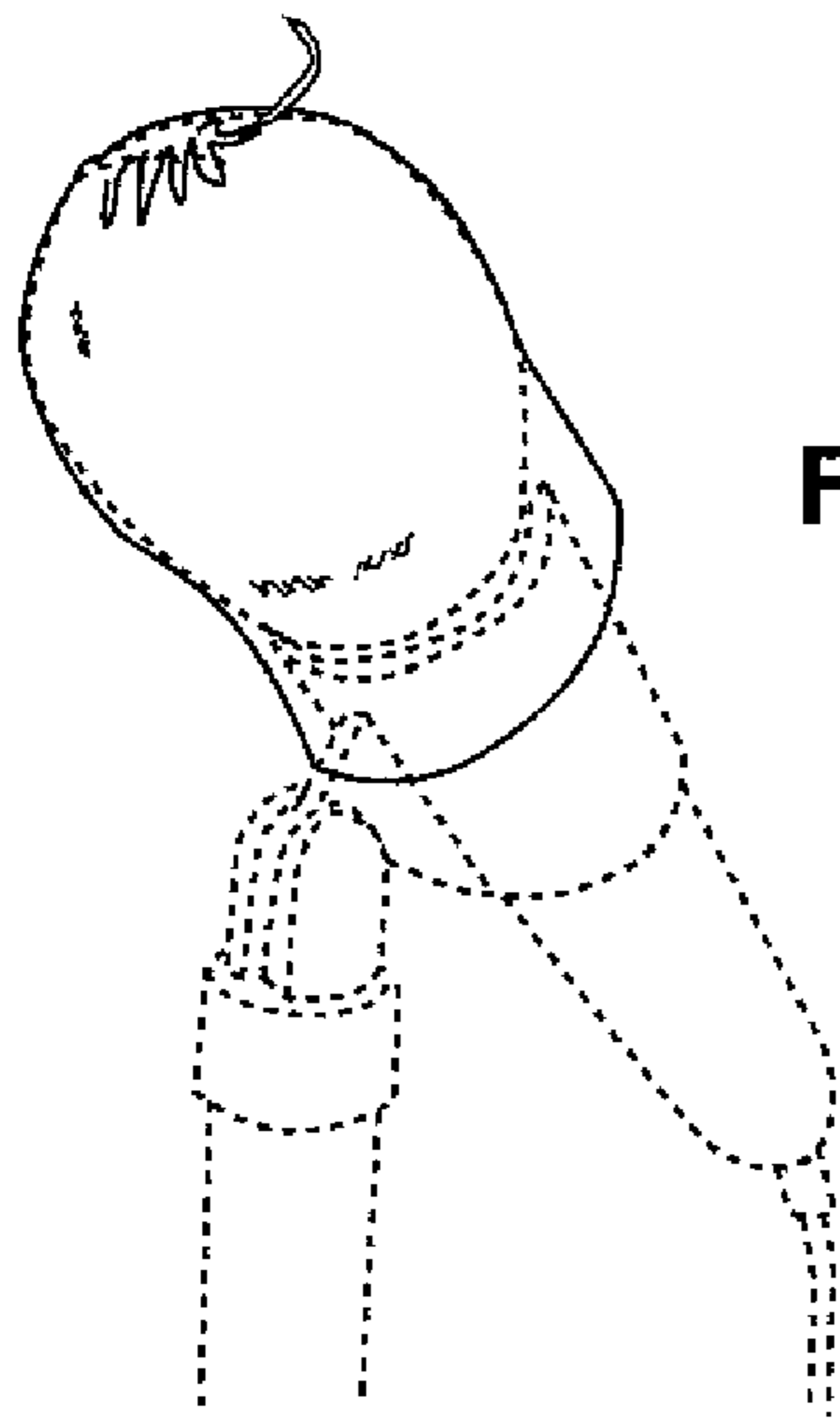


Figure 4

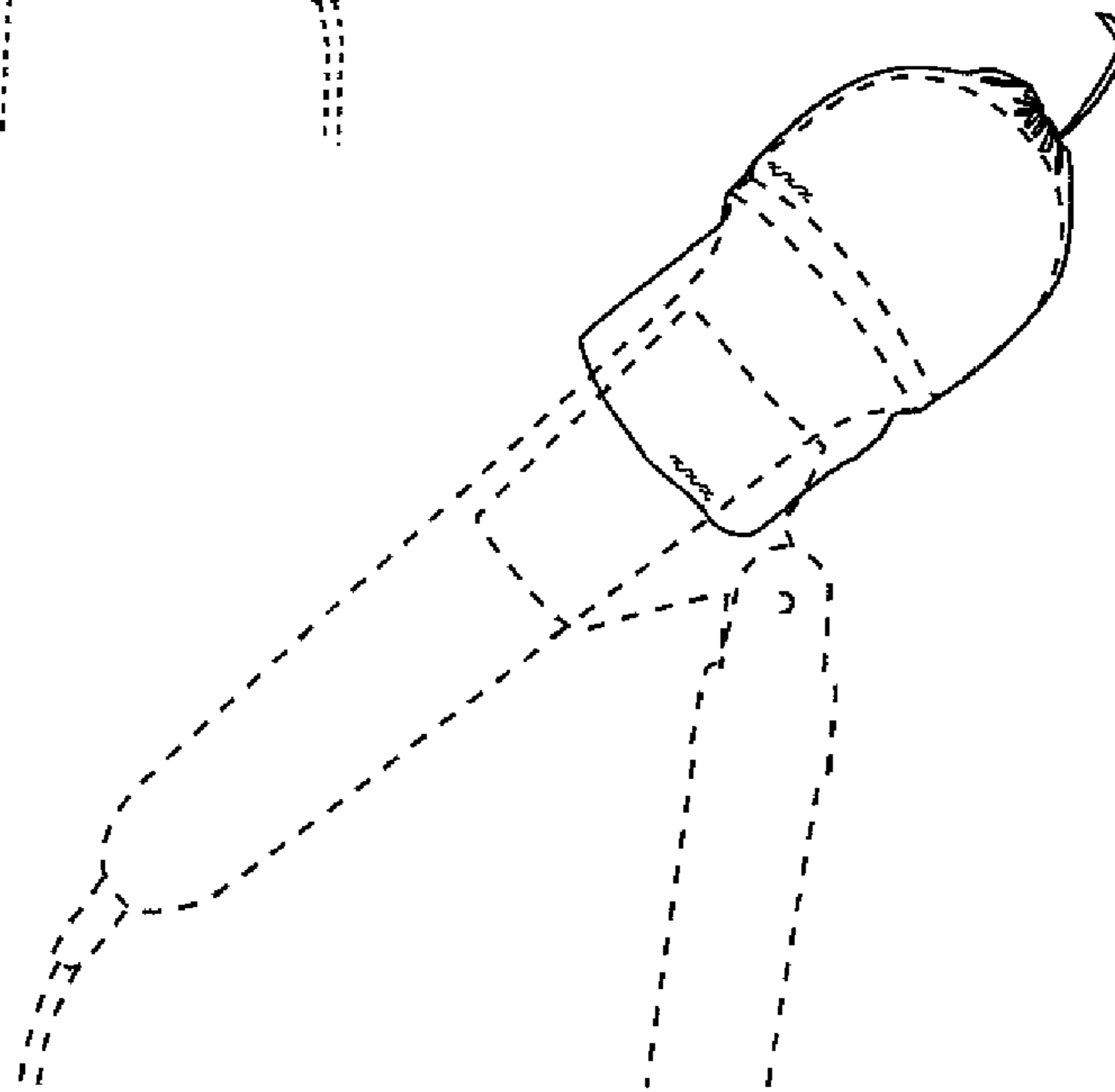


Figure 5

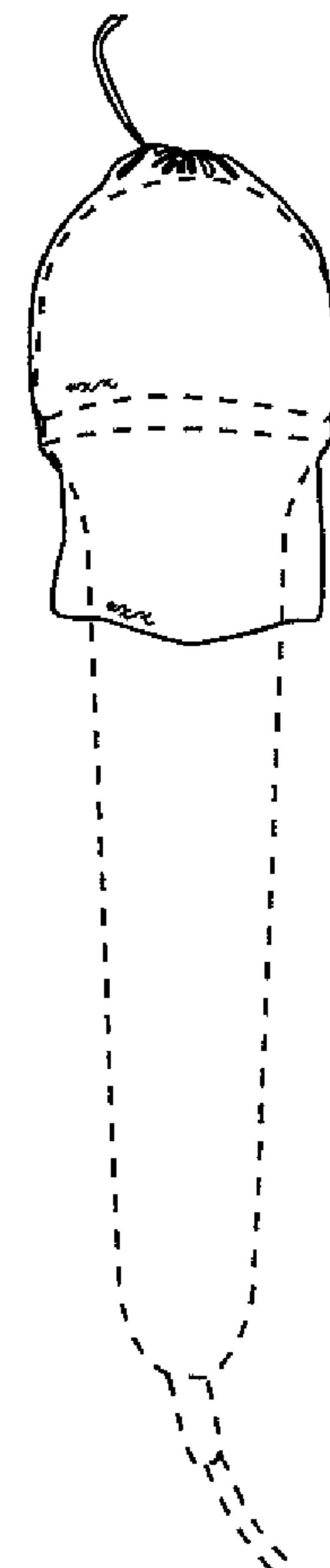


Figure 6