



US00D588580S

(12) **United States Design Patent**
Chisholm et al.

(10) **Patent No.:** **US D588,580 S**
(45) **Date of Patent:** **** Mar. 17, 2009**

(54) **MIXING CONSOLE**

(75) Inventors: **Alistair Chisholm**, London (GB);
James Shears, Markyate (GB)

(73) Assignee: **Harman International Industries, Incorporated**, Northridge, CA (US)

(**) Term: **14 Years**

(21) Appl. No.: **29/304,684**

(22) Filed: **Mar. 6, 2008**

(51) **LOC (9) Cl.** **14-01**

(52) **U.S. Cl.** **D14/217**

(58) **Field of Classification Search** D14/156,
D14/162, 167-169, 175, 188, 196-198, 217,
D14/257, 258, 496; D13/163, 164; 381/118-120,
381/334; 455/380; 84/625, 660, 697
See application file for complete search history.

(56) **References Cited**

U.S. PATENT DOCUMENTS

4,879,751 A	11/1989	Franks et al.	
D325,383 S	4/1992	Ito et al.	
D344,726 S	3/1994	Amiya	
D375,747 S	11/1996	East	
D380,760 S	7/1997	Mackie et al.	
D396,467 S *	7/1998	Atkins	D14/217
D398,289 S	9/1998	Burke	
D399,208 S *	10/1998	Mackie et al.	D14/217
D401,242 S	11/1998	Mackie et al.	
D410,007 S	5/1999	Mackie et al.	
D411,997 S	7/1999	Ito et al.	
D419,563 S *	1/2000	Mackie et al.	D14/217

D420,332 S	2/2000	Lee et al.
D442,944 S	5/2001	Page et al.
6,438,241 B1	8/2002	Silfvast et al.
D470,834 S	2/2003	Saito
6,728,382 B1	4/2004	Silfvast
D489,709 S	5/2004	Amiya
D554,623 S	11/2007	Wussler et al.
D568,873 S	5/2008	Wussler et al.

* cited by examiner

Primary Examiner—Prabhakar Deshmukh
Assistant Examiner—Keli L Hill

(74) *Attorney, Agent, or Firm*—Plumsea Law Group, LLC

(57) **CLAIM**

The ornamental design for a mixing console, as shown and described.

DESCRIPTION

FIG. 1 is a perspective view of a mixing console showing our new design;

FIG. 2 is a top plan view thereof;

FIG. 3 is a side elevational view of one side thereof;

FIG. 4 is a side elevational view of the opposite side thereof;


FIG. 5 is a front elevational view thereof;

FIG. 6 is a rear elevational view thereof; and,

FIG. 7 is a bottom plan view thereof.

The broken line showings of the rectangular and circular controls and indicators are for illustrative purposes only and form no part of the claimed design.

1 Claim, 5 Drawing Sheets



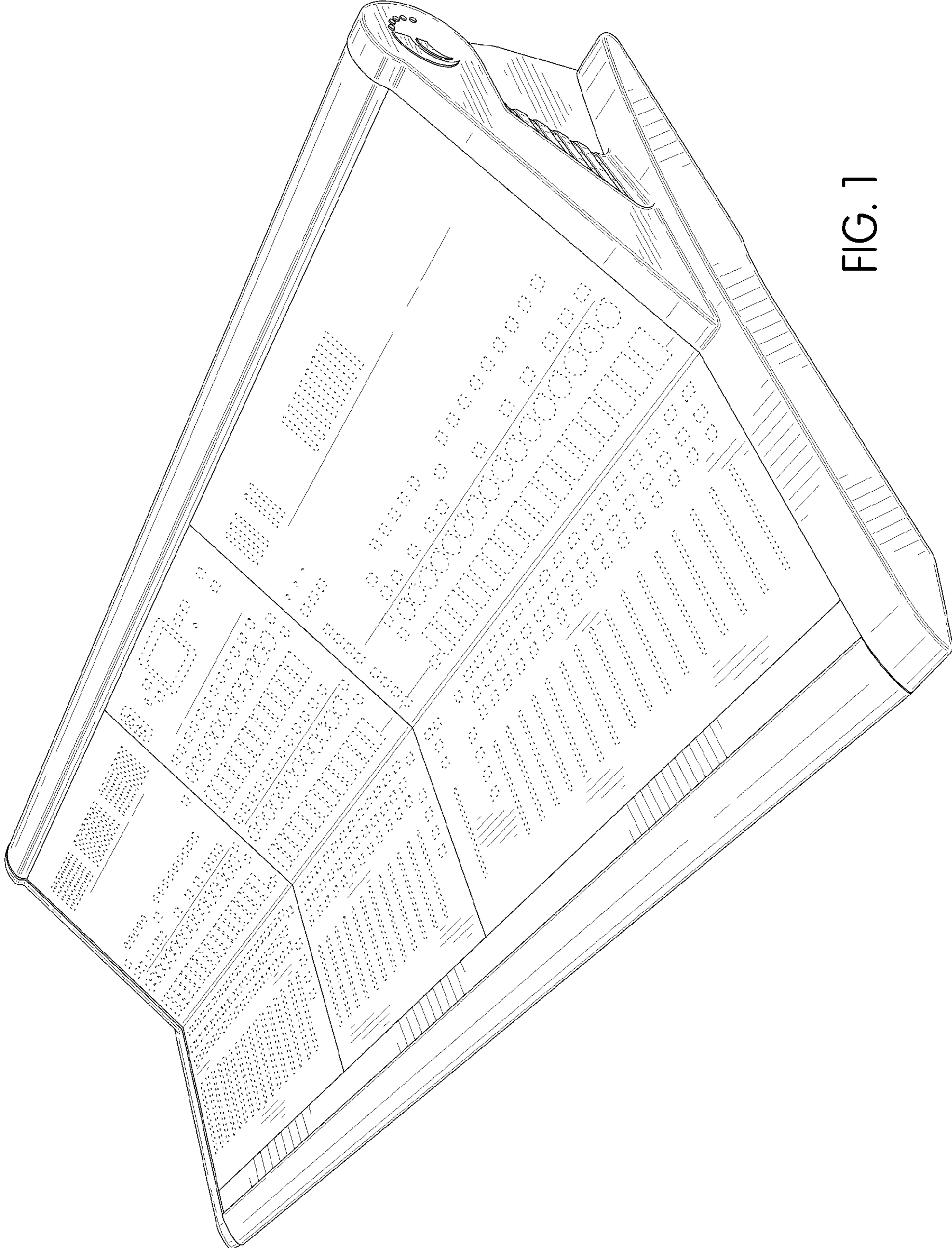


FIG. 1

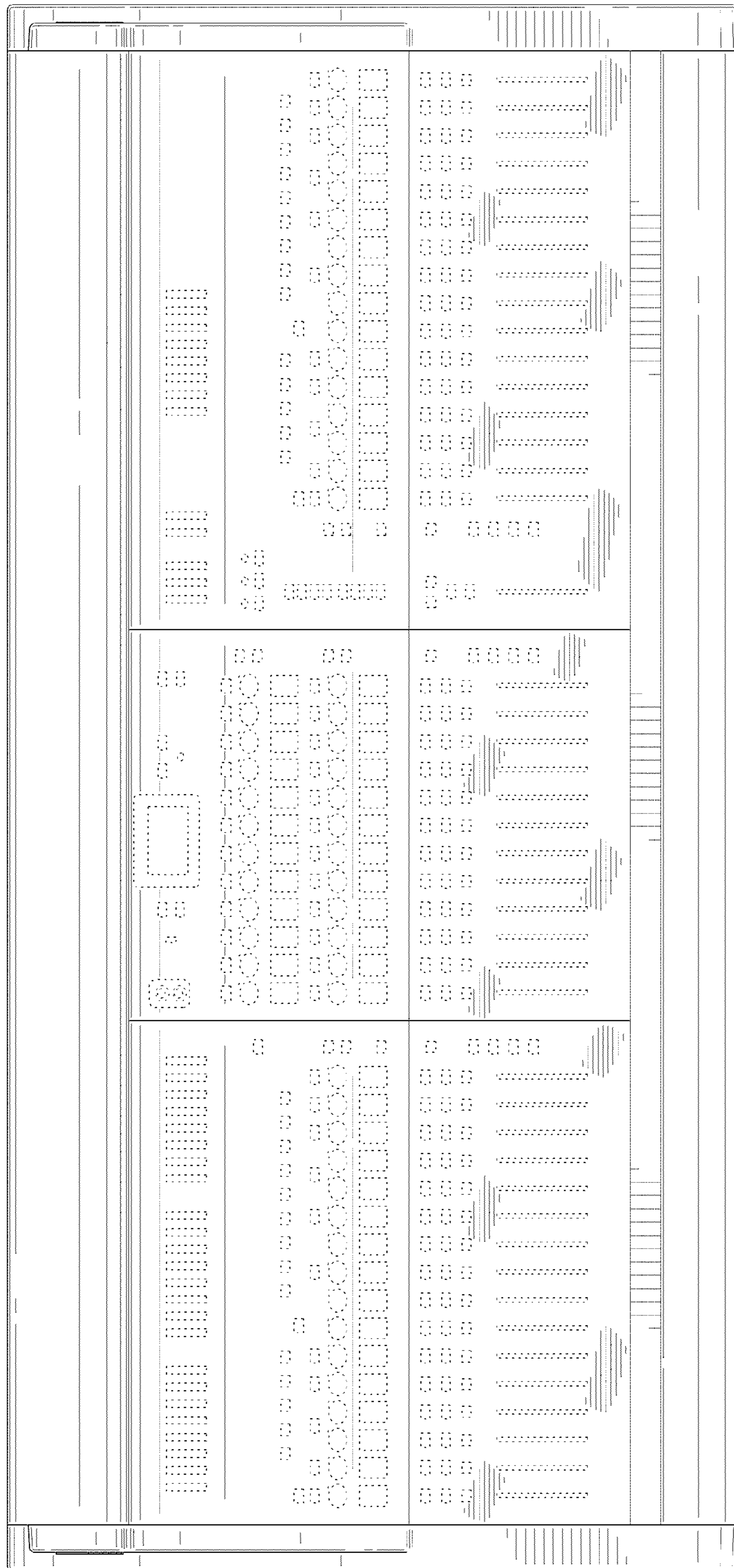


FIG. 2

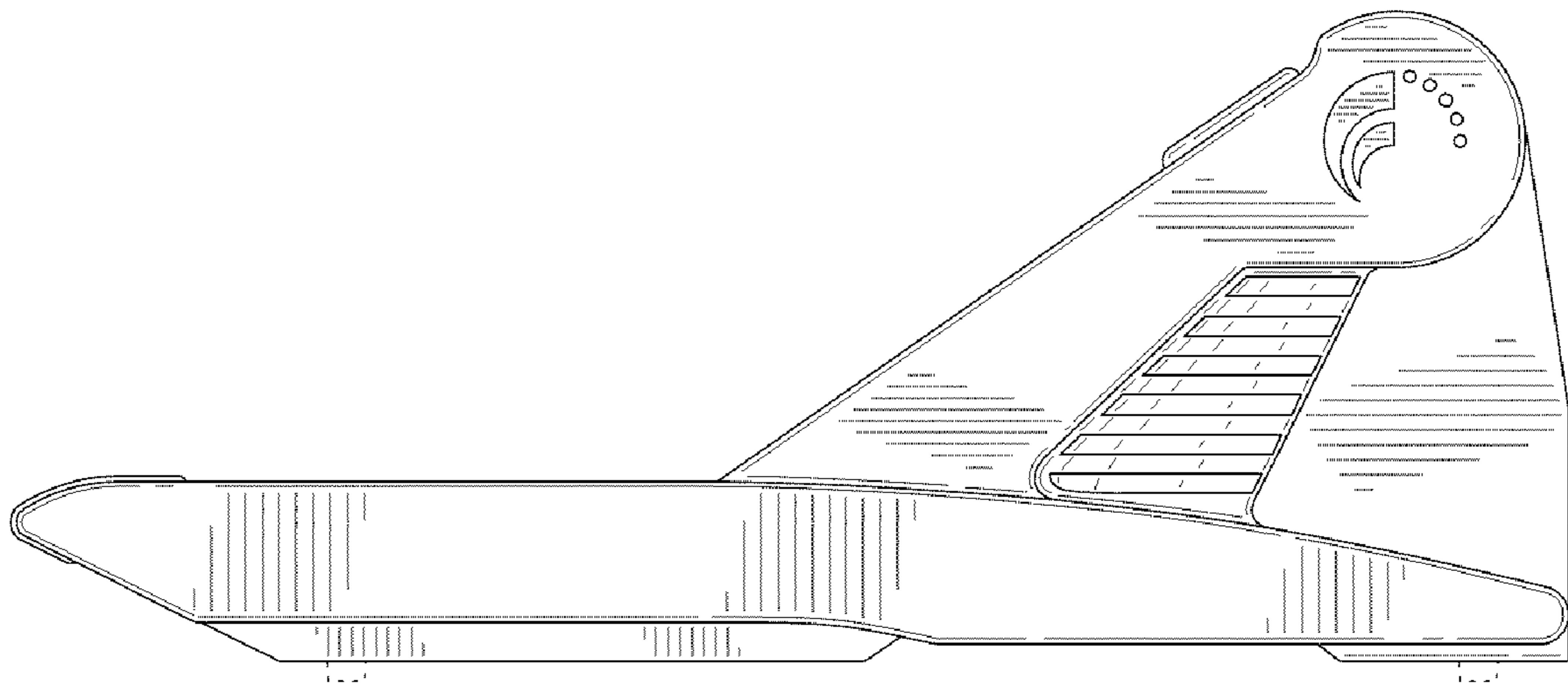


FIG. 3

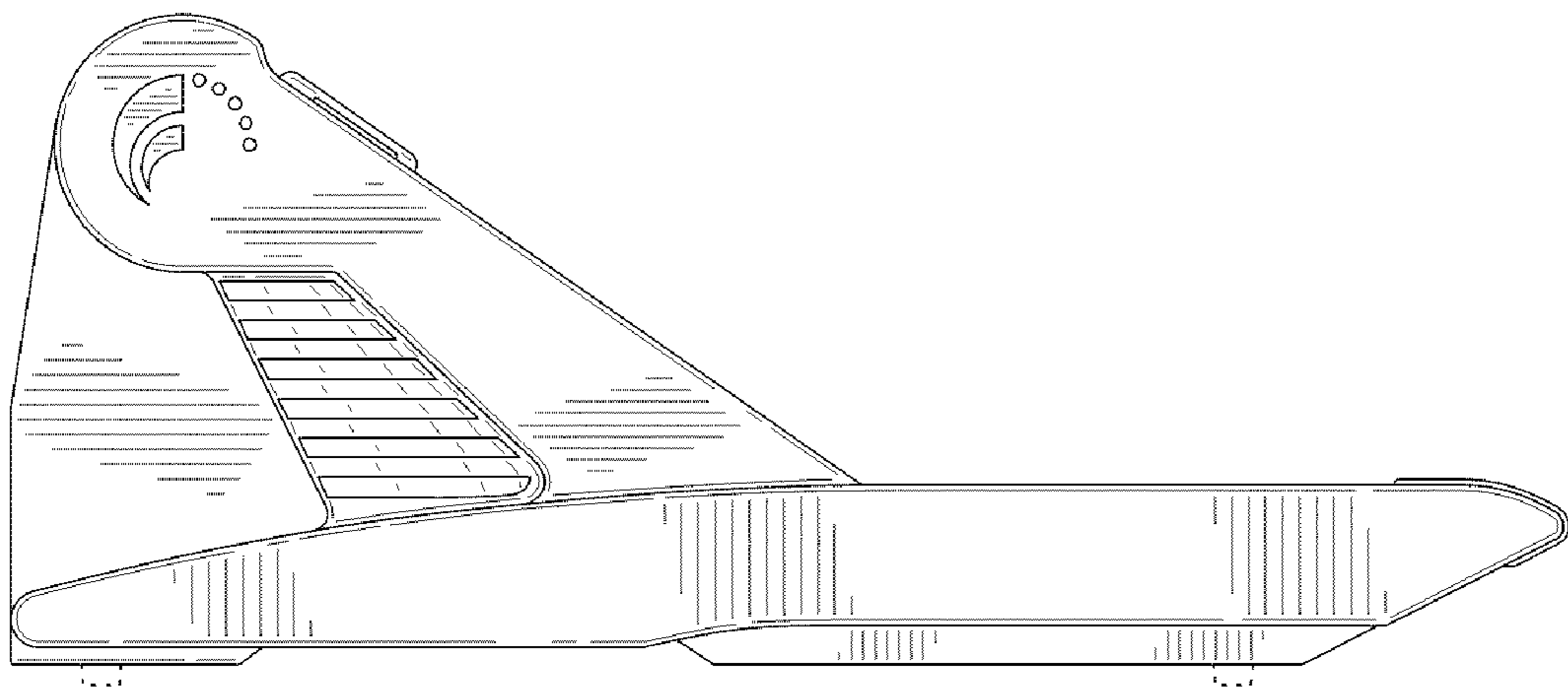


FIG. 4

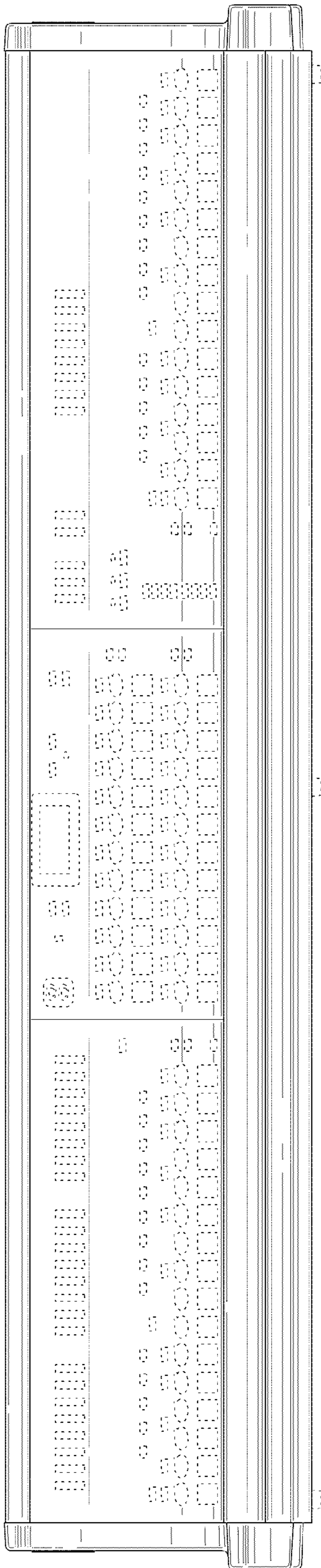


FIG. 5




FIG. 6




FIG. 7