



US00D588563S

(12) **United States Design Patent**  
**Oh et al.**

(10) **Patent No.:** **US D588,563 S**

(45) **Date of Patent:** **\*\* Mar. 17, 2009**

(54) **HANDSET**

(75) Inventors: **Christine Oh**, Los Angeles, CA (US);  
**Jonathan Dry**, Newbury Park, CA (US)

(73) Assignee: **Nokia Corporation**, Espoo (FI)

(\*\*) Term: **14 Years**

(21) Appl. No.: **29/247,978**

(22) Filed: **Jul. 24, 2006**

(51) **LOC (9) Cl.** ..... **14-03**

(52) **U.S. Cl.** ..... **D14/138**

(58) **Field of Classification Search** ..... D14/137-138,  
D14/147-148, 156, 218, 247-248, 341-347,  
D14/390, 399, 455-456, 496; D16/208;  
D21/329, 331, 333, 517; 348/14.01-14.02;  
361/814; 379/433.01-433.13; 455/90.3,  
455/556.1-556.2, 566, 575.1, 575.3, 575.4;  
D13/164, 168; 439/165; 343/702

See application file for complete search history.

(56) **References Cited**

**U.S. PATENT DOCUMENTS**

D513,741 S *	1/2006	Jensfelt	.....	D14/138
D524,277 S *	7/2006	Surtouc	.....	D14/138
D525,228 S *	7/2006	Kim et al.	.....	D14/138
D531,976 S *	11/2006	Kim et al.	.....	D14/138
D532,767 S *	11/2006	Yoshino et al.	.....	D14/138
D540,773 S *	4/2007	Meng et al.	.....	D14/138
D546,801 S *	7/2007	Jung	.....	D14/138
D553,602 S *	10/2007	Yang et al.	.....	D14/138
D558,707 S *	1/2008	Travis et al.	.....	D14/138
D560,631 S *	1/2008	Sheu et al.	.....	D14/138
D563,379 S *	3/2008	Mai et al.	.....	D14/138
D565,002 S *	3/2008	Pegon et al.	.....	D14/138

2005/0113135 A1\* 5/2005 Goebel et al. .... 455/556.1

**FOREIGN PATENT DOCUMENTS**

WO DM/066 609 6/2005

**OTHER PUBLICATIONS**

Sony Ericsson K610, announced Feb. 2006, <URL:http://www.gsmarena.com/sony\_ericsson\_k610-pictures-1431.php>, retrieved from internet Apr. 28, 2007.\*

Asus V75, announced May 2006, <URL:http://www.gsmarena.com/asus\_v75-pictures-1729.php>, retrieved from internet Apr. 28, 2007.\*

\* cited by examiner

*Primary Examiner*—Ian Simmons

*Assistant Examiner*—Carla Wright

(74) *Attorney, Agent, or Firm*—Banner & Witcoff, Ltd.

(57) **CLAIM**

The ornamental design for a handset, as shown and described.

**DESCRIPTION**

FIG. 1 is a bottom plan view of a handset showing our new design;

FIG. 2 is a right side view thereof;

FIG. 3 is a front view thereof;

FIG. 4 is a left side view thereof;

FIG. 5 is a top plan view thereof;

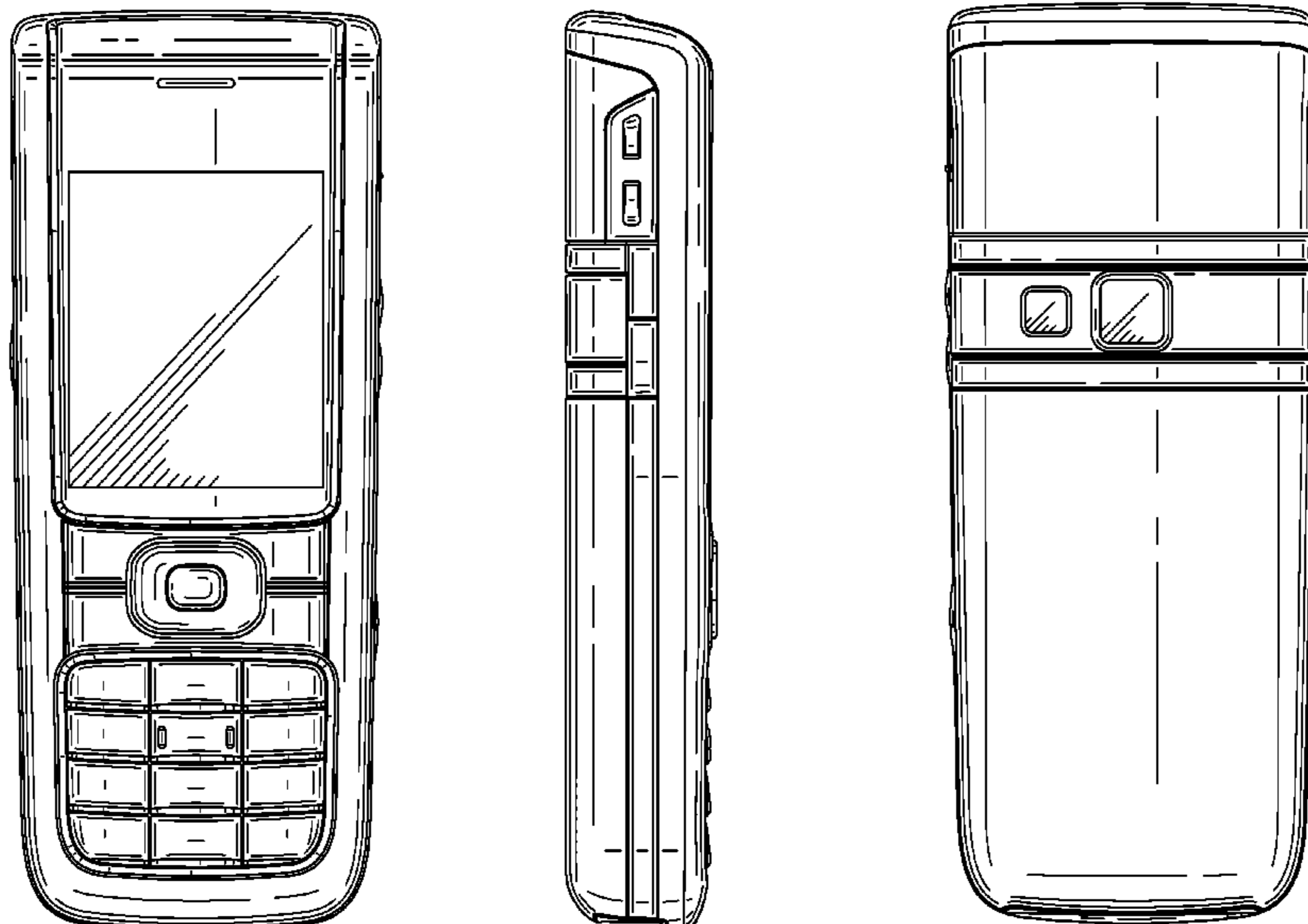
FIG. 6 is a rear view thereof;

FIG. 7 is a perspective front view thereof; and,

FIG. 8 is a perspective rear view thereof.

The broken line showing of environmental structures is for illustrative purposes only and forms no part of the claimed design.

**1 Claim, 4 Drawing Sheets**






FIG. 1

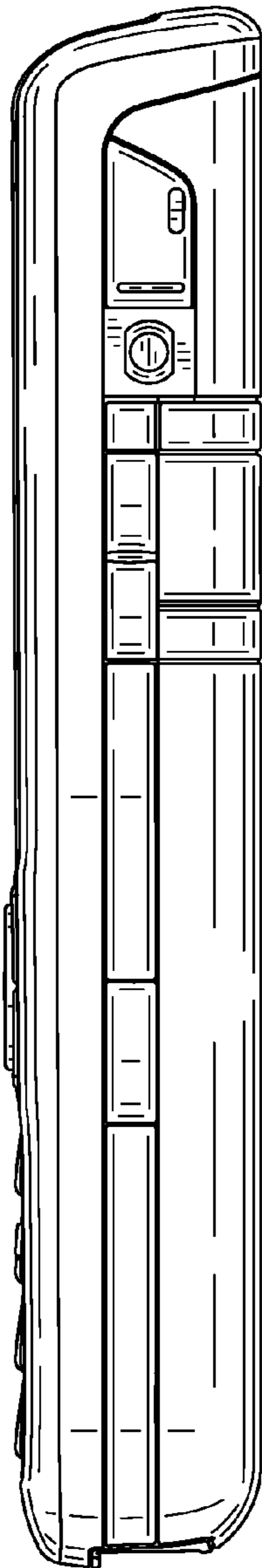


FIG. 2

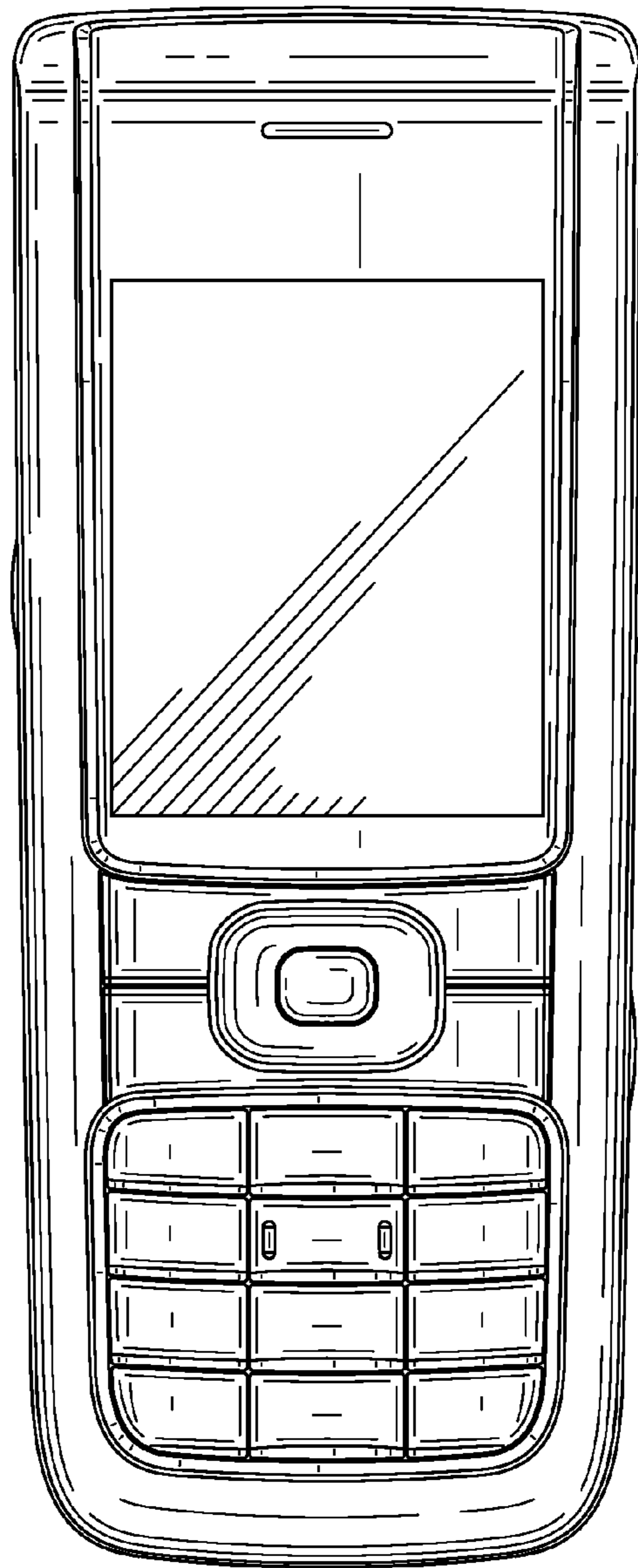


FIG. 3

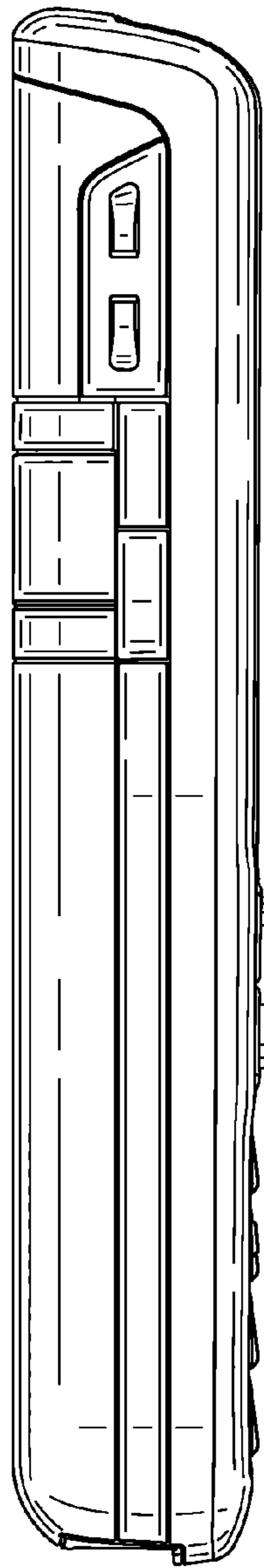


FIG. 4

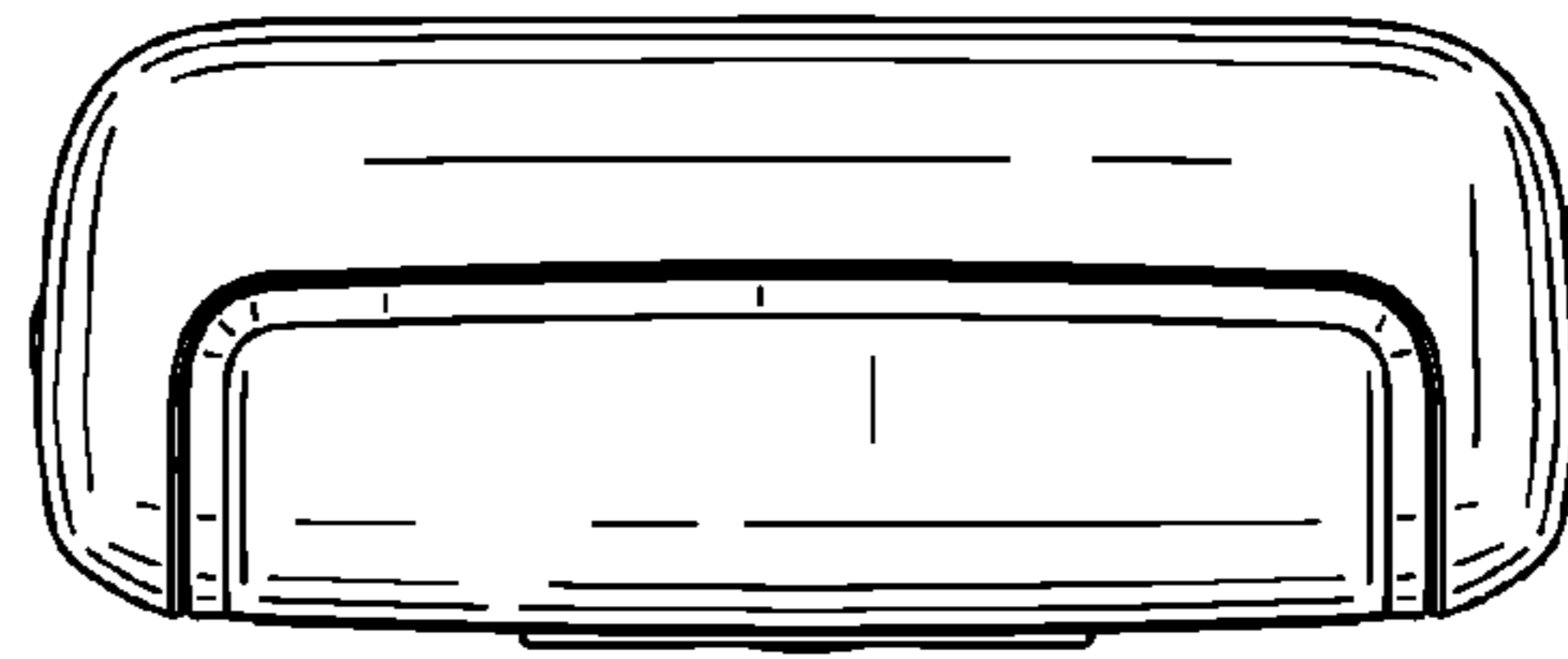


FIG. 5




FIG. 6

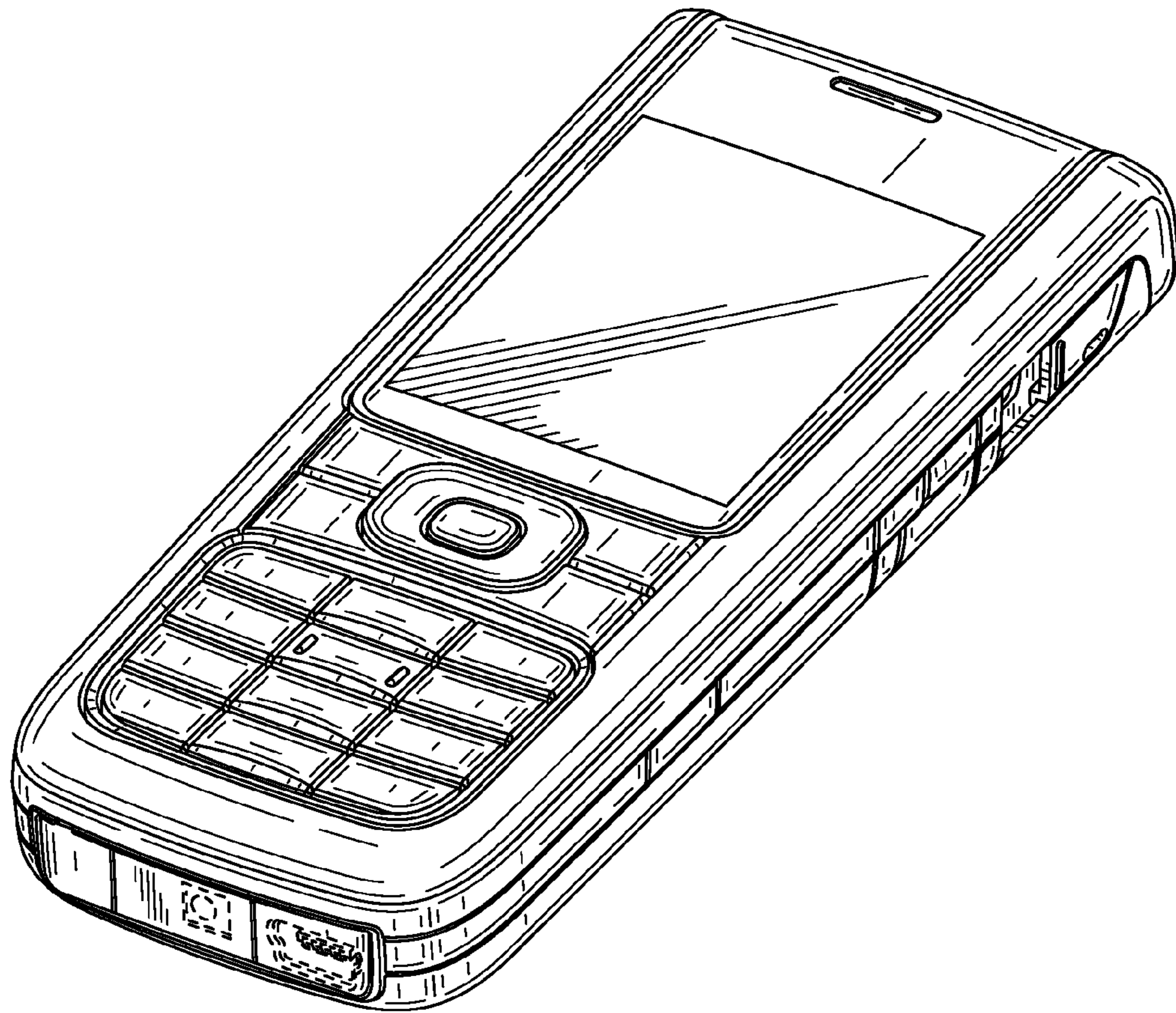


FIG. 7

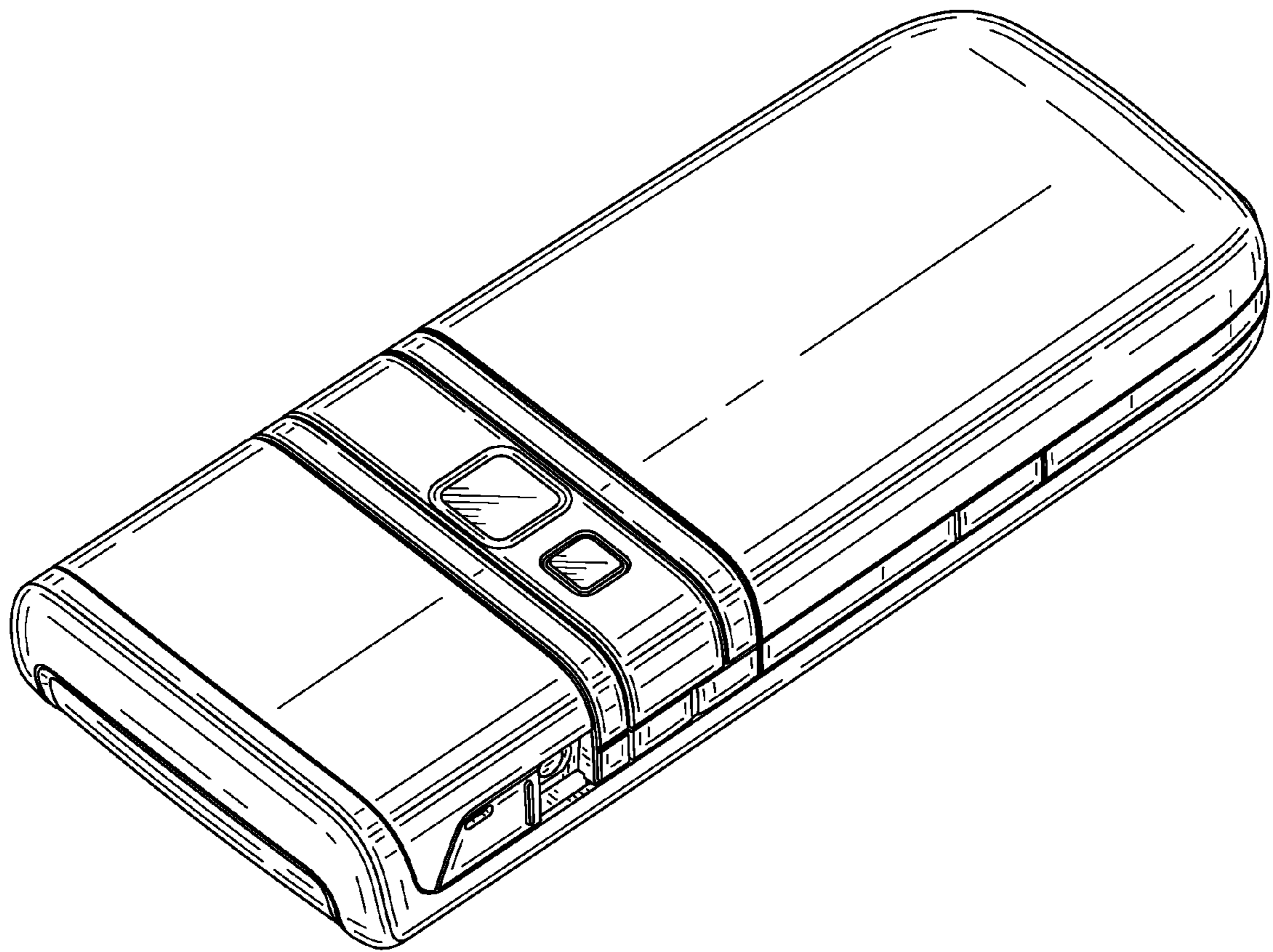


FIG. 8