



US00D588561S

(12) **United States Design Patent**
Niitsu et al.

(10) **Patent No.:** **US D588,561 S**
(45) **Date of Patent:** **** Mar. 17, 2009**

(54) **MONITOR DISPLAY**

(75) Inventors: **Takuya Niitsu**, Tokyo (JP); **Yasuaki Isonaga**, Tokyo (JP)

(73) Assignee: **Sony Corporation**, Tokyo (JP)

(**) Term: **14 Years**

(21) Appl. No.: **29/287,970**

(22) Filed: **Oct. 5, 2007**

(30) **Foreign Application Priority Data**

Apr. 6, 2007 (JP) 2007-009324

(51) **LOC (9) Cl.** **14-03**

(52) **U.S. Cl.** **D14/126**

(58) **Field of Classification Search** D14/125-134,
D14/239, 371, 136, 374-377, 440, 450, 448,
D14/336, 342; 312/7.2; 348/836, 838, 180,
348/184, 325, 739; 341/12; 248/917-924,
248/465; 345/104, 133, 156, 168, 87, 173;
720/605, 669, 600, 655; 369/99, 197; 455/344,
455/347; D21/329, 515, 577, 622, 333, 433,
D21/448, 452, 450, 331; D6/477, 479; 273/148 B;
446/484, 175, 356; D10/15, 26
See application file for complete search history.

(56) **References Cited**

U.S. PATENT DOCUMENTS

D432,101 S	10/2000	Oba	
D477,292 S *	7/2003	Inoue et al.	D14/129
D531,967 S *	11/2006	Chia	D14/126
D549,673 S	8/2007	Niitsu	
D552,570 S *	10/2007	Niitsu	D14/126
D560,625 S *	1/2008	Niitsu	D14/126

FOREIGN PATENT DOCUMENTS

JP	D1284670 S	10/2006
JP	D1297822 S	4/2007
JP	D1297823 S	4/2007
JP	D1298288 S	4/2007
JP	D1298289 S	4/2007
JP	D1298290 S	4/2007
JP	D1298291 S	4/2007
JP	D1298292 S	4/2007
JP	D1306081 S	7/2007
JP	D1306082 S	7/2007

* cited by examiner

Primary Examiner—Raphael Barkai

(74) *Attorney, Agent, or Firm*—Rader, Fishman & Grauer, PLLC

(57) **CLAIM**

The ornamental design for a monitor display, as shown and described.

DESCRIPTION

FIG. 1 is a perspective view of a monitor display showing our new design;

FIG. 2 is a front elevational view thereof;

FIG. 3 is a rear elevational view thereof;

FIG. 4 is a left side elevational view thereof;

FIG. 5 is a right side elevational view thereof;

FIG. 6 is a top plan view thereof; and,

FIG. 7 is a bottom plan view thereof.

The portions indicated in broken lines are for illustrative purposes only form no part of the claimed design.

1 Claim, 7 Drawing Sheets

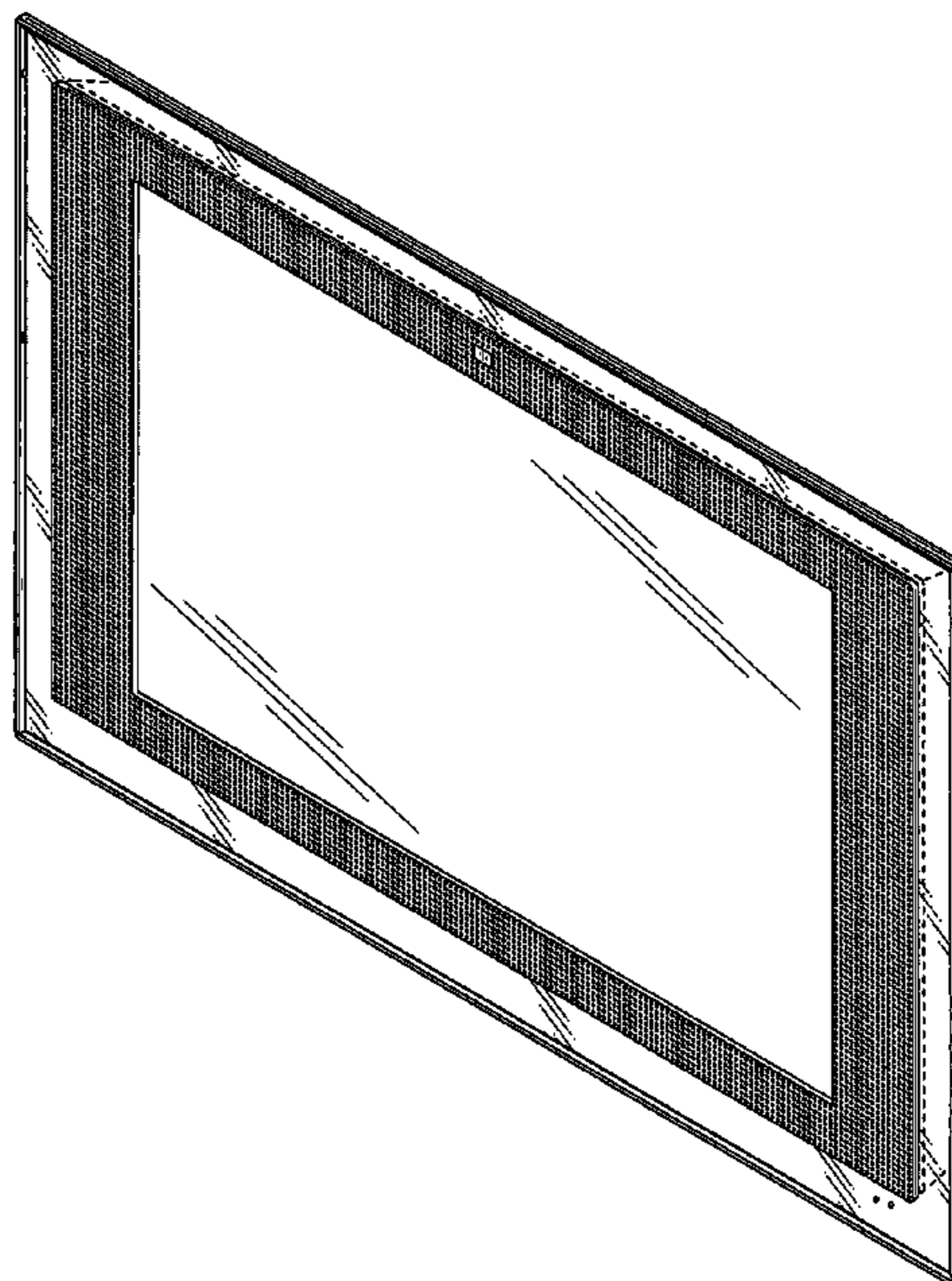


Fig.1

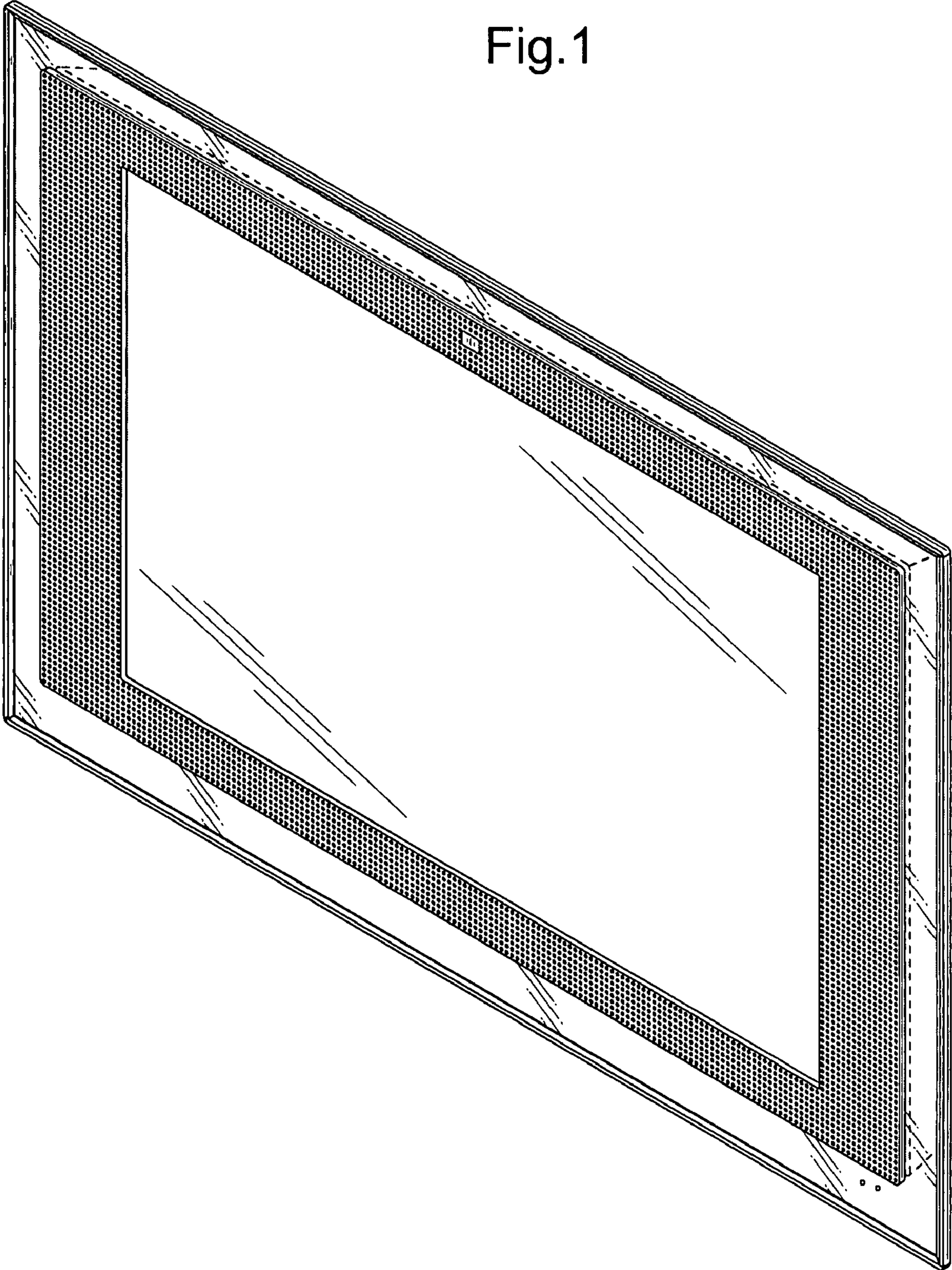


Fig.2

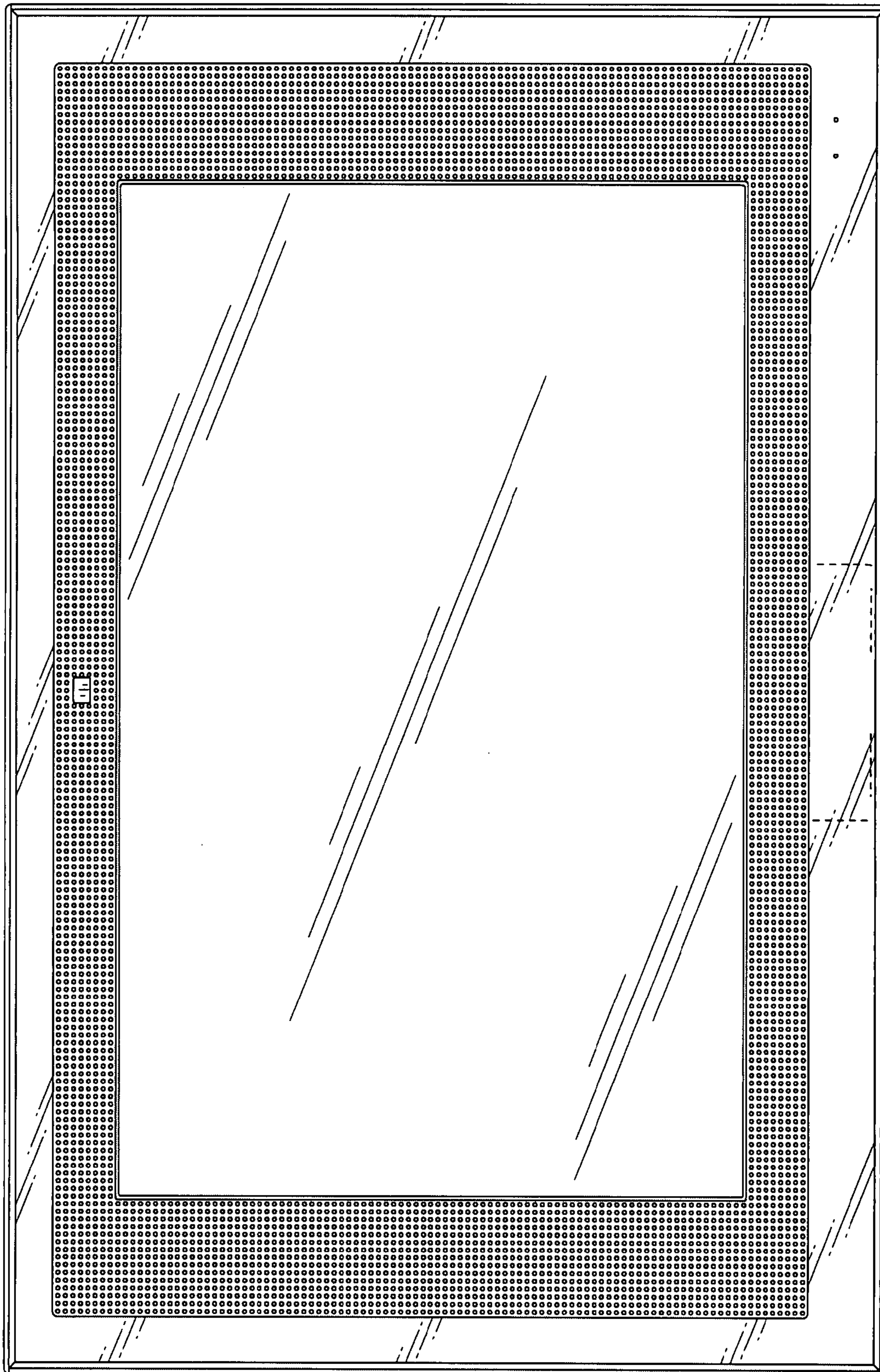
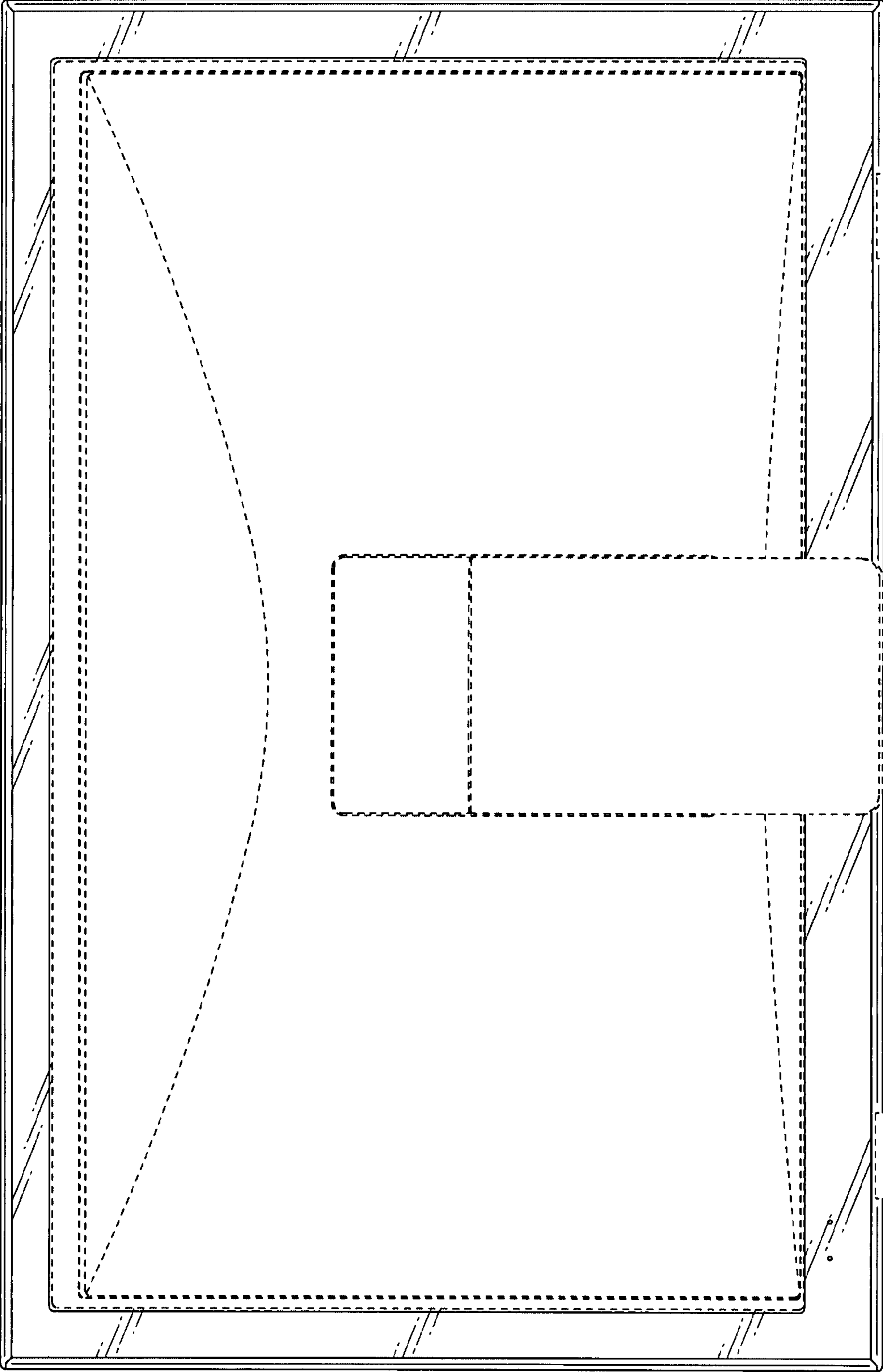


Fig.3



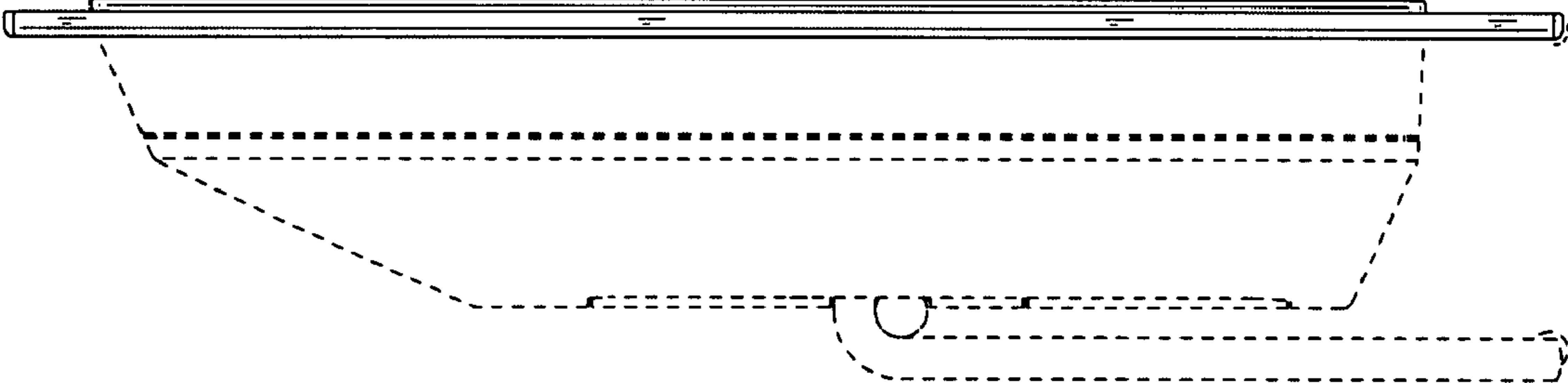


Fig.4

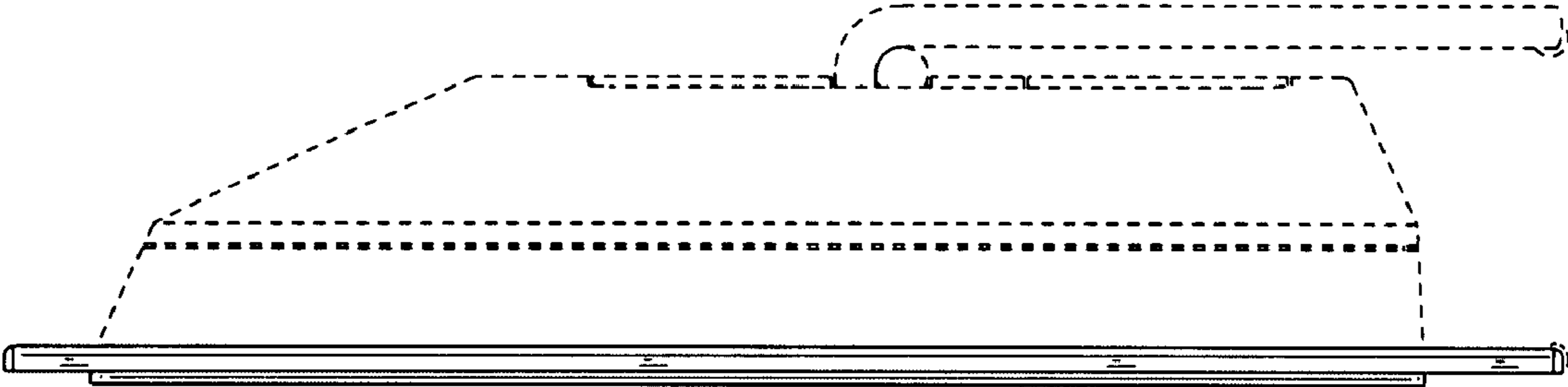


Fig.5

Fig.6




Fig. 7

