



US00D588557S

(12) **United States Design Patent**
Harnden et al.

(10) **Patent No.:** **US D588,557 S**
(45) **Date of Patent:** **** Mar. 17, 2009**

(54) **4040-28J MATRIX LEADFRAME**

(75) Inventors: **James Harnden**, Hollister, CA (US);
Anthony Chia, Singapore (SG);
Hongbo Yang, Shanghai (CN); **Teng Hui**, Shanghai (CN)

(73) Assignee: **GEM Services, Inc.**, Santa Clara, CA (US)

(**) Term: **14 Years**

(21) Appl. No.: **29/292,225**

(22) Filed: **Oct. 2, 2007**

(51) **LOC (9) Cl.** **13-03**

(52) **U.S. Cl.** **D13/182**

(58) **Field of Classification Search** D13/182;
29/622, 827; 174/52.2, 524; 206/713, 714,
206/715, 716, 727, 728; 257/666, 667, 668,
257/669; 333/185; 428/573

See application file for complete search history.

(56) **References Cited**

U.S. PATENT DOCUMENTS

D298,231	S	*	10/1988	Kudoh et al.	D13/182
4,846,700	A	*	7/1989	Dennis	439/68
4,870,474	A	*	9/1989	Karashima	257/669
5,486,722	A	*	1/1996	Sato et al.	257/666
6,566,740	B2	*	5/2003	Yasunaga et al.	257/670
D483,336	S	*	12/2003	Harnden et al.	D13/182
D483,337	S	*	12/2003	Harnden et al.	D13/182
D484,103	S	*	12/2003	Harnden et al.	D13/182
D484,104	S	*	12/2003	Harnden et al.	D13/182
D484,858	S	*	1/2004	Harnden et al.	D13/182

D484,859	S	*	1/2004	Harnden et al.	D13/182
D485,243	S	*	1/2004	Harnden et al.	D13/182
D485,244	S	*	1/2004	Harnden et al.	D13/182
D485,808	S	*	1/2004	Harnden et al.	D13/182
D486,802	S	*	2/2004	Harnden et al.	D13/182
D487,431	S	*	3/2004	Harnden et al.	D13/182
D487,432	S	*	3/2004	Harnden et al.	D13/182
D488,136	S	*	4/2004	Harnden et al.	D13/182
D491,900	S	*	6/2004	Harnden et al.	D13/182
D492,266	S	*	6/2004	Harnden et al.	D13/182
D494,939	S	*	8/2004	Harnden et al.	D13/182
6,885,086	B1	*	4/2005	Fogelson et al.	257/666
D505,121	S	*	5/2005	Harnden et al.	D13/182
D505,122	S	*	5/2005	Harnden et al.	D13/182
D513,608	S	*	1/2006	Harnden et al.	D13/182

* cited by examiner

Primary Examiner—Selina Sikder

(74) *Attorney, Agent, or Firm*—Townsend and Townsend and Crew LLP

(57) **CLAIM**

The ornamental design for 4040-28J matrix leadframe, as shown and described.

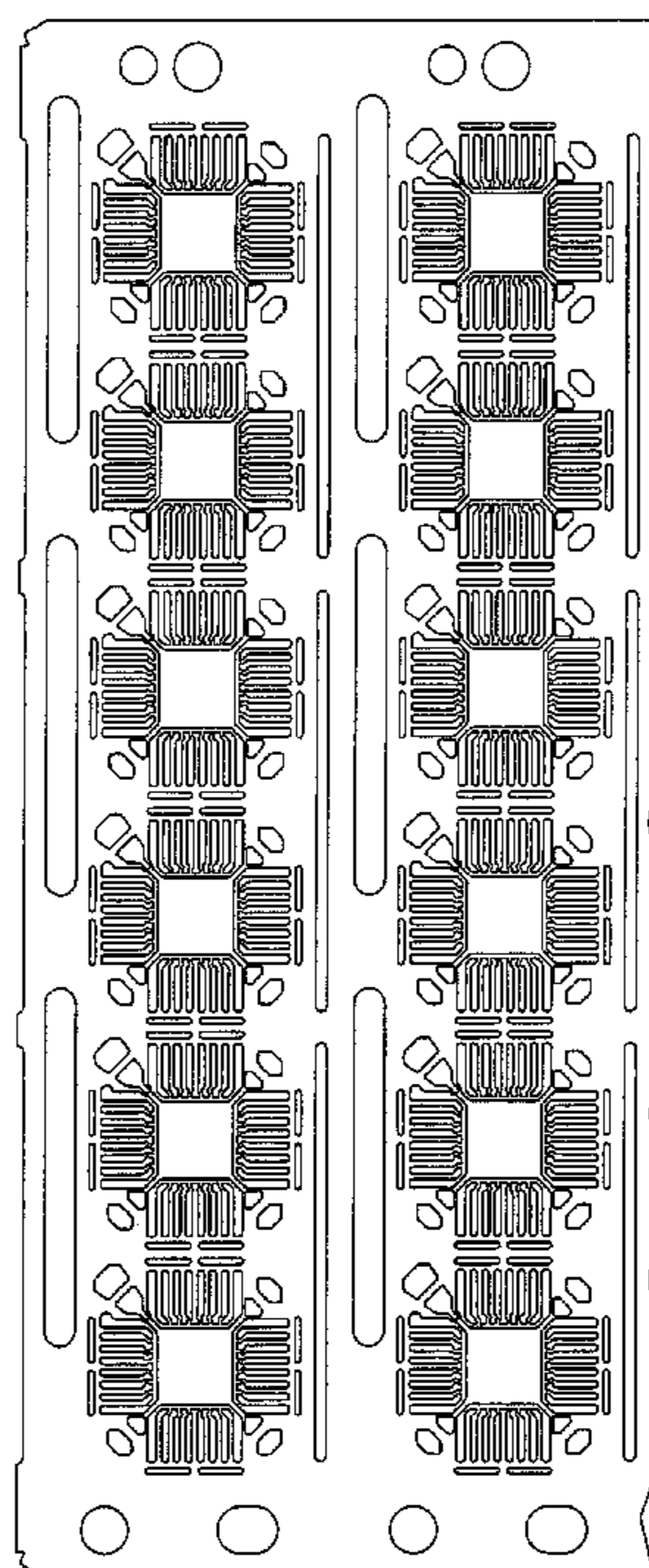
DESCRIPTION

FIG. 1 is a top plan view of a portion of a matrix incorporating a plurality of 4040-28J matrix leadframe showing my new design;

FIG. 2 is a top plan view of an enlarged fragment of the 4040-28J matrix leadframe shown in FIG. 1 for ease of illustration; and,

FIG. 3 is a perspective view of FIG. 1.

1 Claim, 3 Drawing Sheets



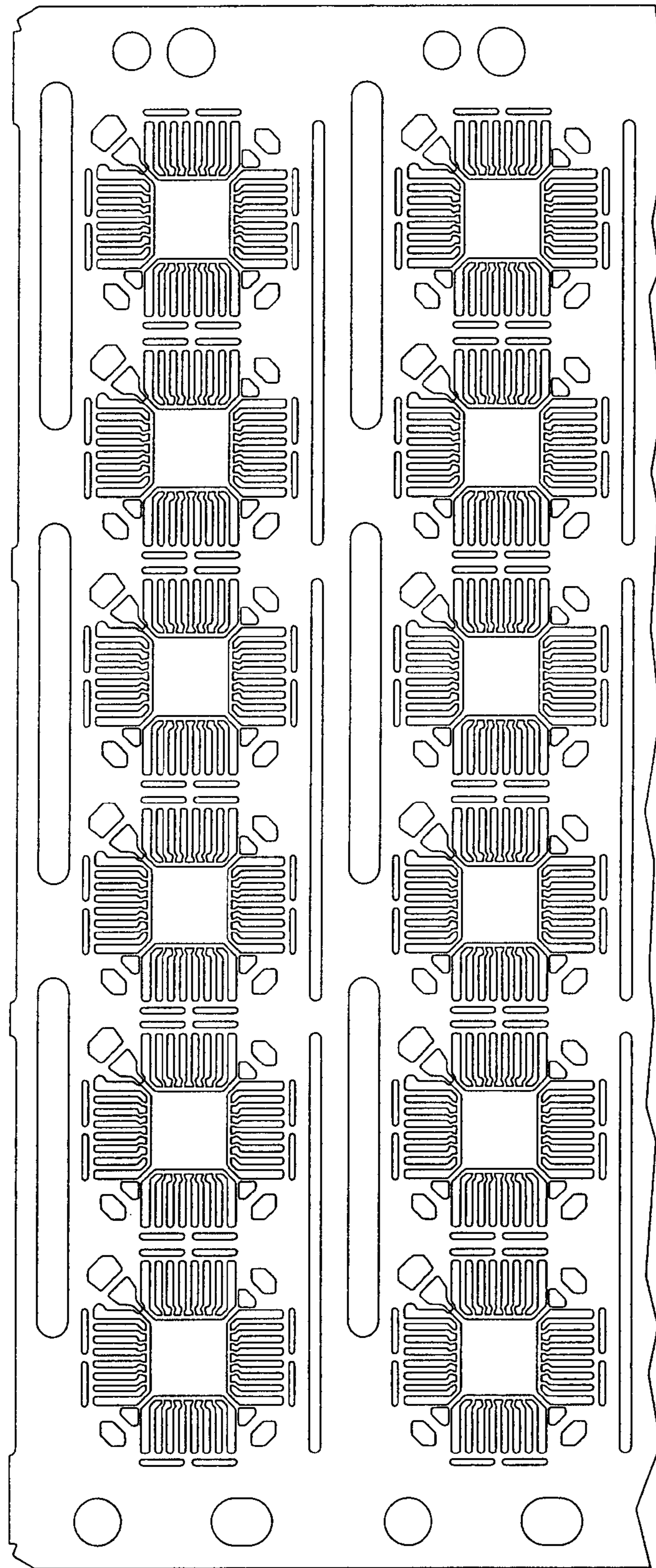


FIG. 1

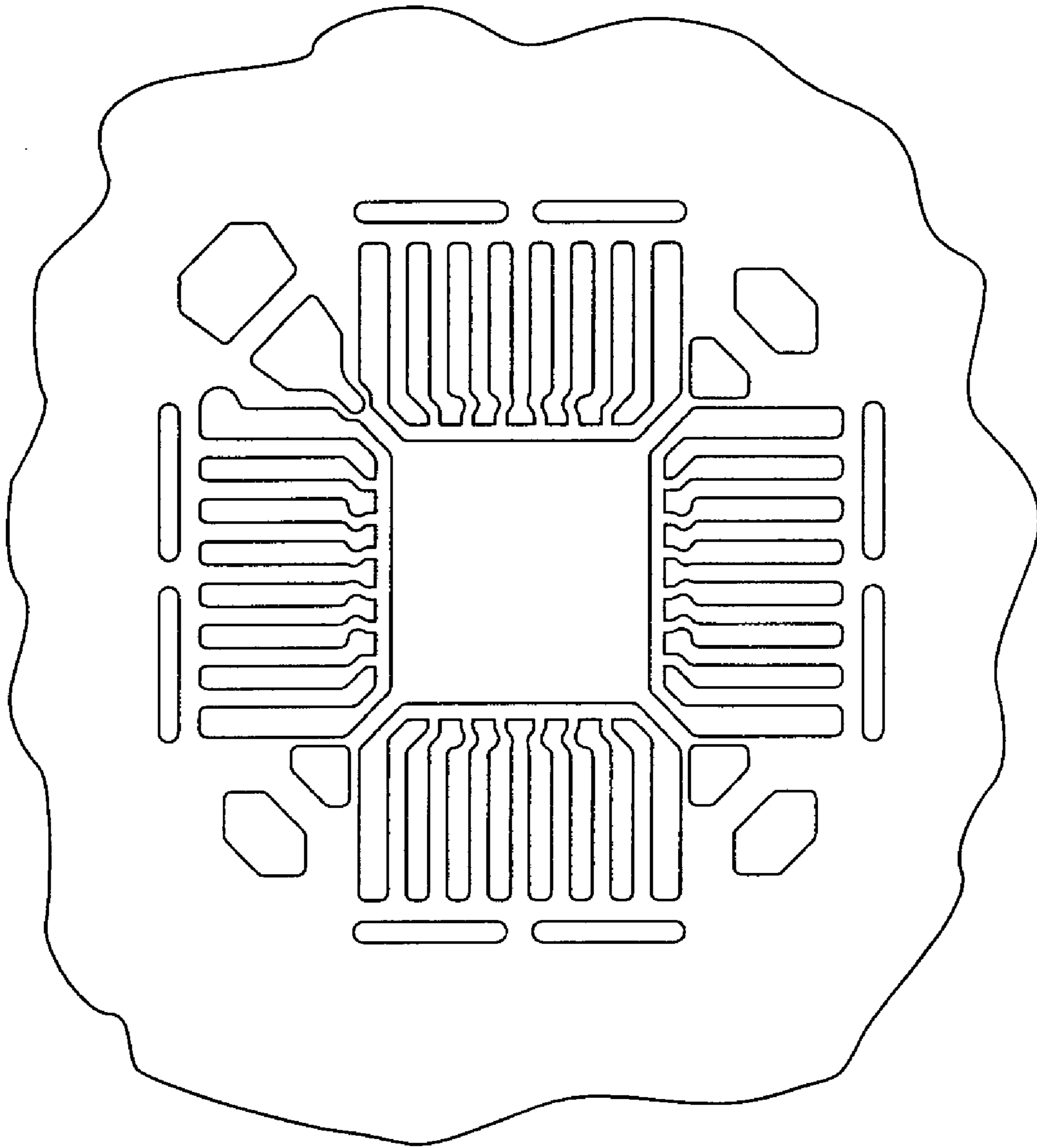


FIG. 2

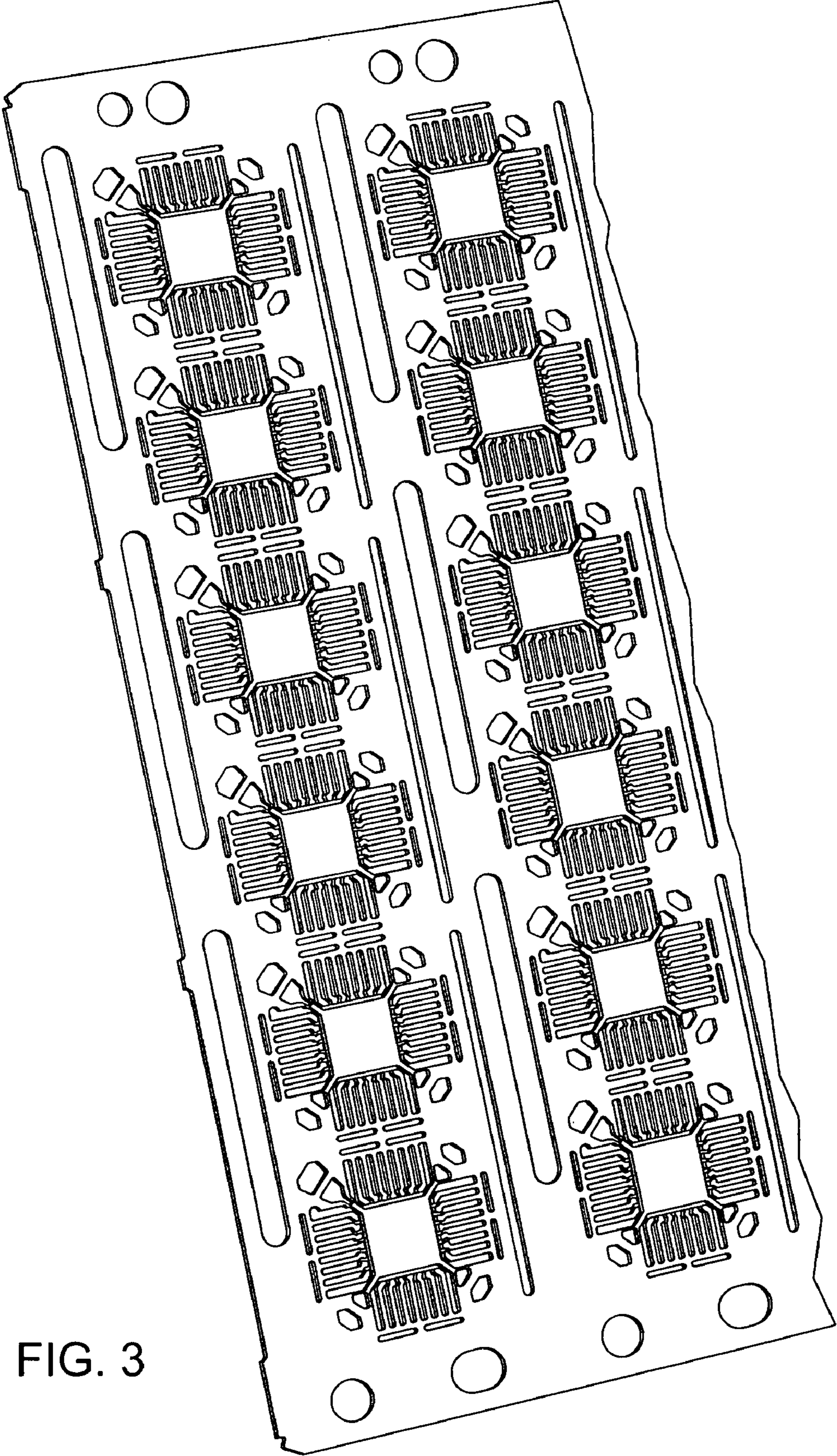


FIG. 3