



US00D588531S

(12) **United States Design Patent**
Maxwell

(10) **Patent No.:** **US D588,531 S**
(45) **Date of Patent:** **** Mar. 17, 2009**

(54) **TIRE SIDEWALL**
(75) Inventor: **Paul Bryan Maxwell**, Kent, OH (US)
(73) Assignee: **The Goodyear Tire & Rubber Company**, Akron, OH (US)
(**) Term: **14 Years**
(21) Appl. No.: **29/326,122**
(22) Filed: **Oct. 13, 2008**

D543,497 S	5/2007	Maxwell et al.	D12/605
D543,932 S	6/2007	Shondel	D12/605
D543,933 S	6/2007	Shondel	D12/605
D549,168 S	8/2007	Shondel et al.	D12/605
D550,149 S	9/2007	Shondel et al.	D12/605
D552,535 S *	10/2007	Smith	D12/605
D552,536 S *	10/2007	Shondel	D12/605
D569,792 S *	5/2008	Holden et al.	D12/605

* cited by examiner

Primary Examiner—Stacia Cadmus

(74) *Attorney, Agent, or Firm*—Richard B. O’Planick

(51) **LOC (9) Cl.** **12-15**
(52) **U.S. Cl.** **D12/605**
(58) **Field of Classification Search** D12/500–501,
D12/503, 600, 604–605; 152/DIG. 12, 523–524,
152/555

(57) **CLAIM**

The ornamental design for a tire sidewall, as shown and described.

See application file for complete search history.

DESCRIPTION

(56) **References Cited**

U.S. PATENT DOCUMENTS

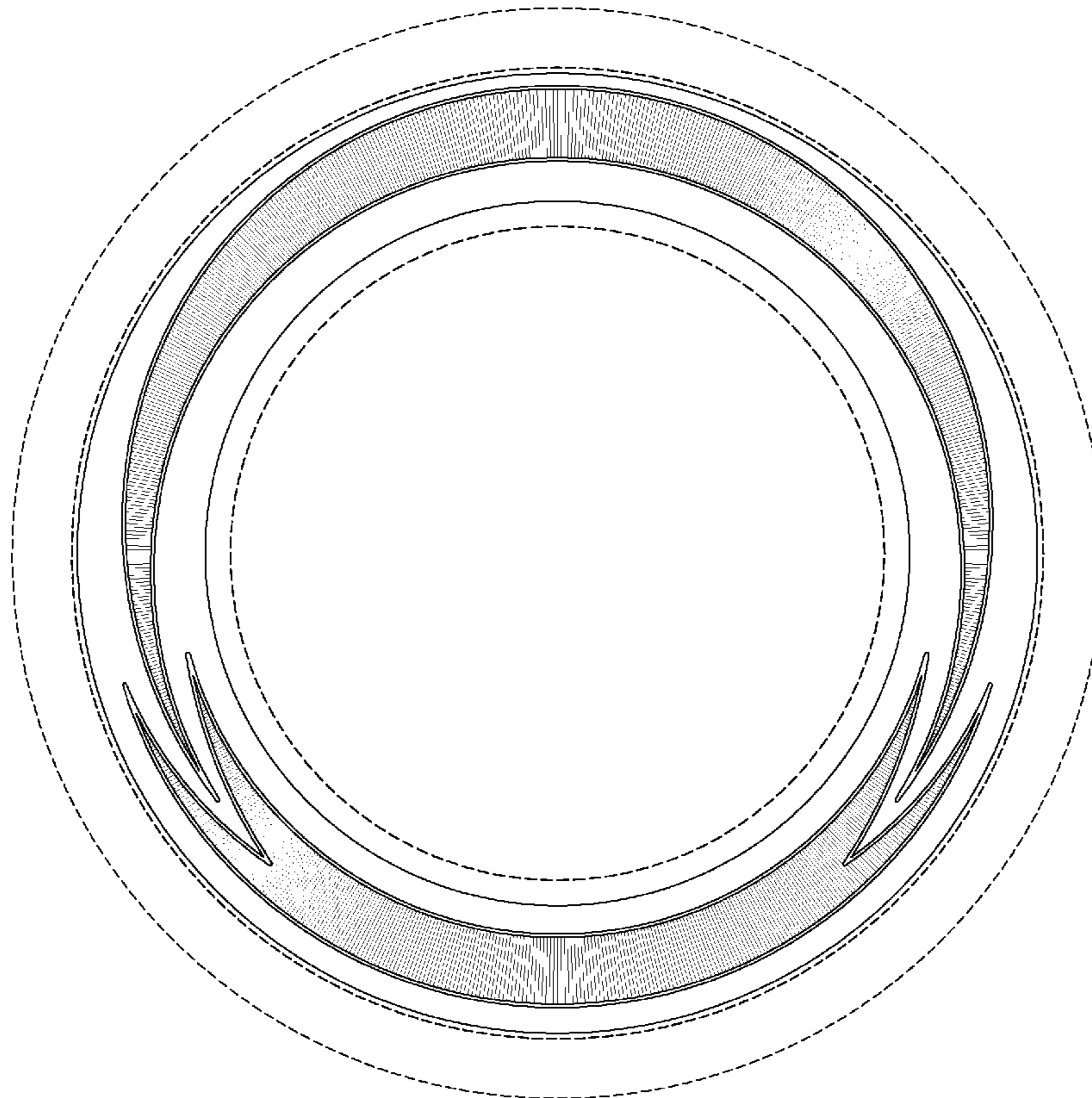
D492,648 S	7/2004	Maxwell et al.	D12/605
D506,435 S	6/2005	Maxwell et al.	D12/605
D517,003 S	3/2006	Shondel	D12/605
D539,729 S	4/2007	Maxwell	D12/605
D540,250 S	4/2007	Shondel	D12/605
D540,739 S	4/2007	Maxwell	D12/605
D540,740 S	4/2007	Maxwell et al.	D12/605
D541,211 S	4/2007	Shondel et al.	D12/605
D543,496 S	5/2007	Shondel et al.	D12/605

FIG. 1 is a front elevational view of a tire sidewall showing my new design; and,

FIG. 2 is a front elevational view of a second embodiment thereof showing the disclaimed portions of FIG. 1 in solid lines.

In the drawings, the broken lines showing of the tire tread, inner bead and the peripheral boundary between the tire tread and the sidewall in FIG. 1 depict environmental subject matter and form no part of the claim.

1 Claim, 2 Drawing Sheets



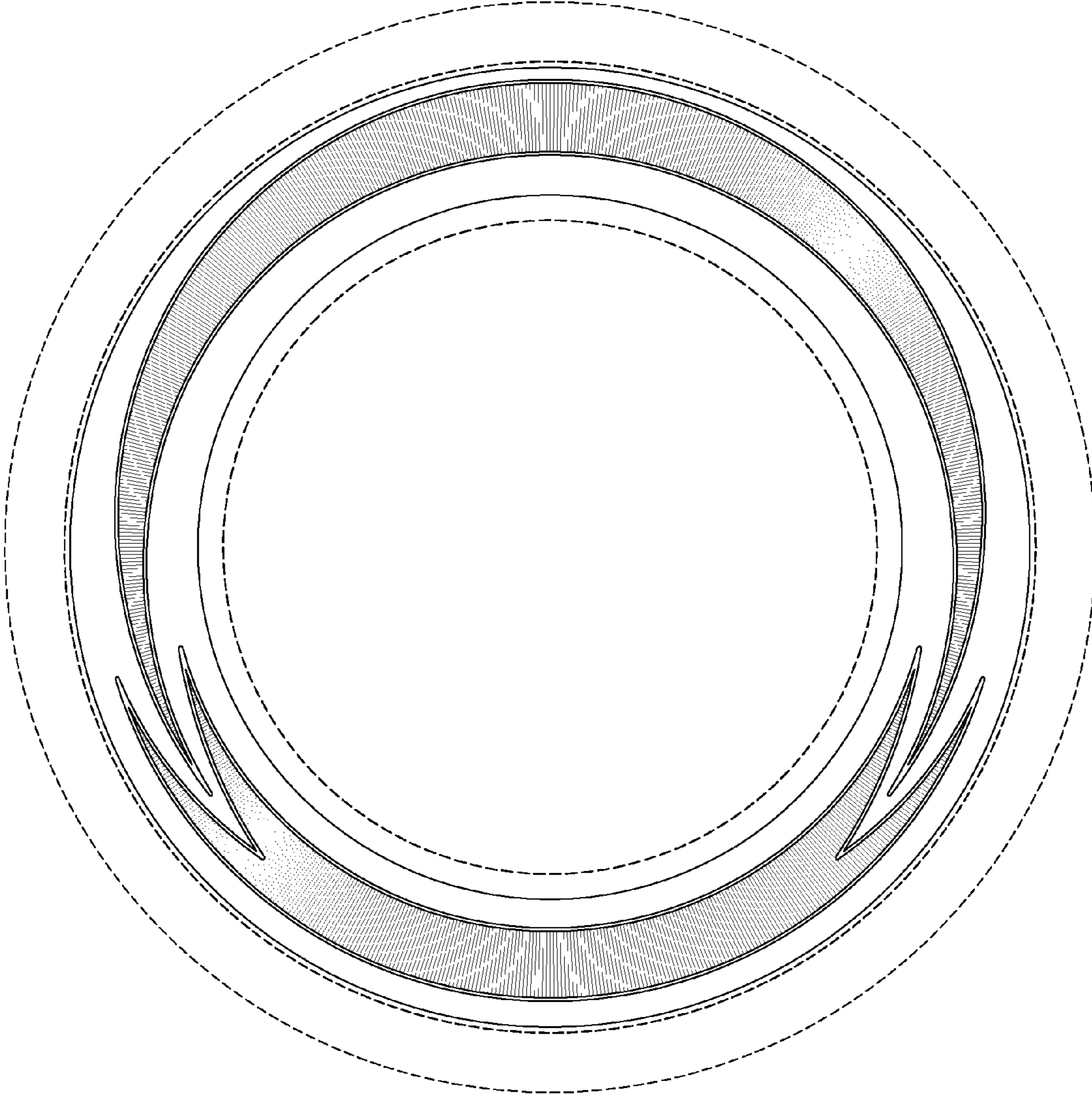


FIG-1

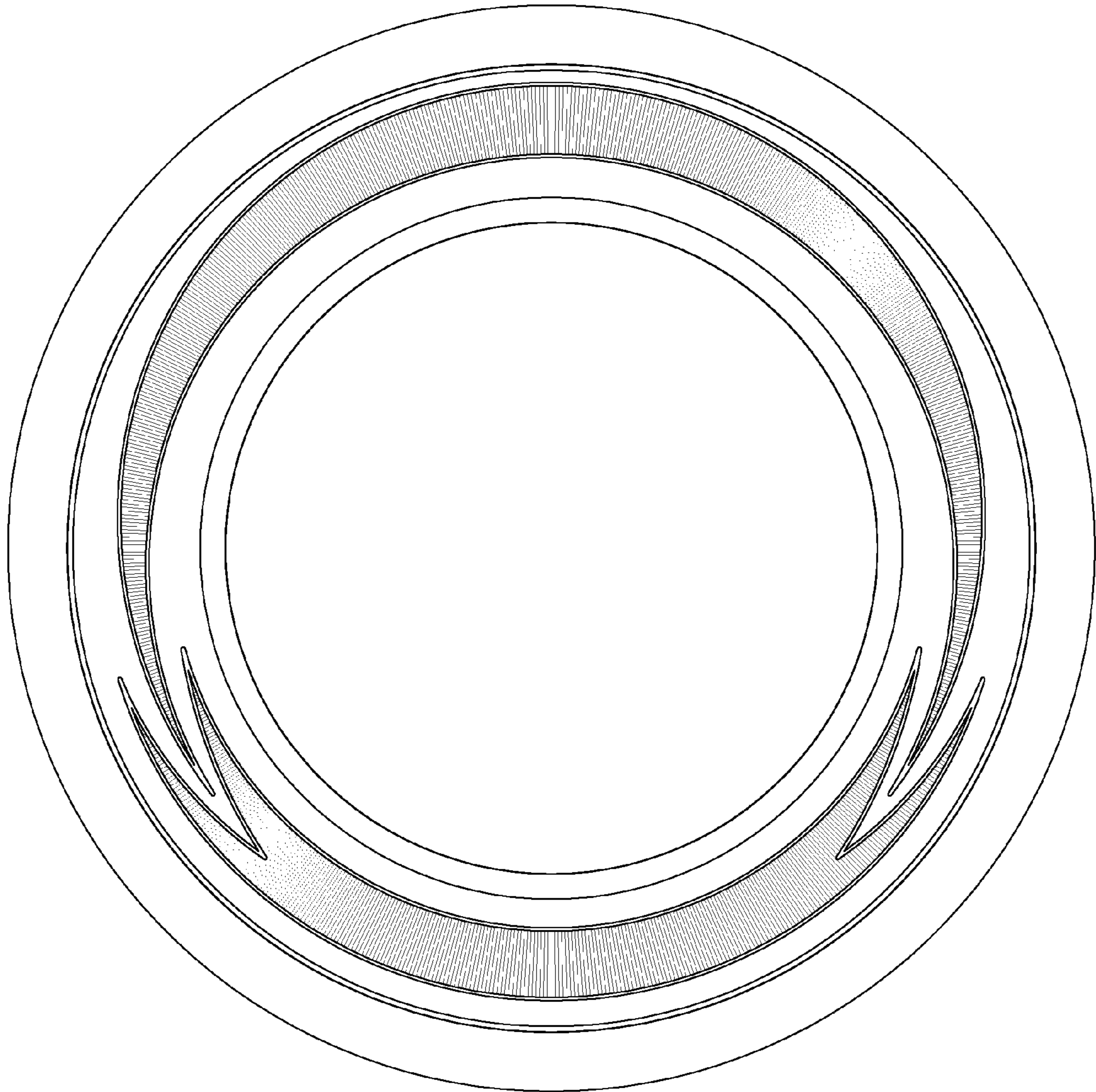


FIG-2