



US00D588530S

(12) **United States Design Patent**  
**Shondel**

(10) **Patent No.:** **US D588,530 S**

(45) **Date of Patent:** **\*\* Mar. 17, 2009**

(54) **TIRE SIDEWALL**

D554,577 S \* 11/2007 Miyazaki ..... D12/605  
D565,502 S \* 4/2008 Miyazaki ..... D12/605

(75) Inventor: **Jonathan James Shondel**, Massillon,  
OH (US)

\* cited by examiner

(73) Assignee: **The Goodyear Tire & Rubber**  
**Company**, Akron, OH (US)

*Primary Examiner*—Stacia Cadmus

(74) *Attorney, Agent, or Firm*—Richard B. O’Planick

(\*\*) Term: **14 Years**

(57) **CLAIM**

(21) Appl. No.: **29/325,968**

The ornamental design for a tire sidewall, as shown and described.

(22) Filed: **Oct. 9, 2008**

**DESCRIPTION**

(51) **LOC (9) Cl.** ..... **12-15**

FIG. 1 is a front elevational view of a tire sidewall showing my new design; and,

(52) **U.S. Cl.** ..... **D12/605**

FIG. 2 is a front elevational view of a second embodiment thereof showing the disclaimed portions of FIG. 1 in solid lines.

(58) **Field of Classification Search** ..... D12/500–501,  
D12/503, 600, 604–605; 152/DIG. 12, 523–524,  
152/555; D7/396.4–396.5, 588

See application file for complete search history.

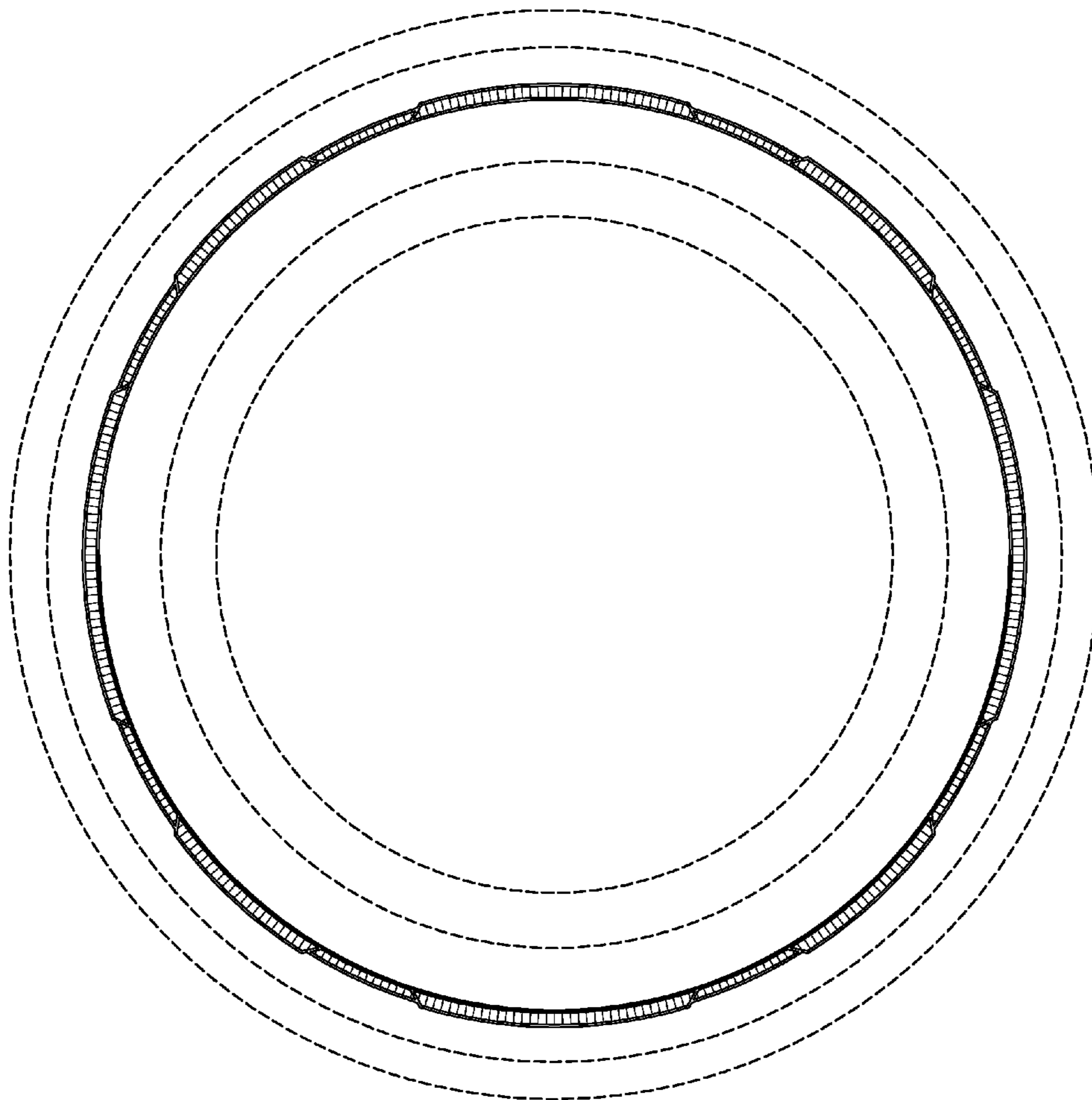
In the drawings, the broken lines showing of the tire tread, inner bead and the peripheral boundary between the tire tread and the sidewall in FIG. 1 depict environmental subject matter and form no part of the claim.

(56) **References Cited**

U.S. PATENT DOCUMENTS

D450,021 S \* 11/2001 Kemp, Jr. .... D12/605

**1 Claim, 2 Drawing Sheets**



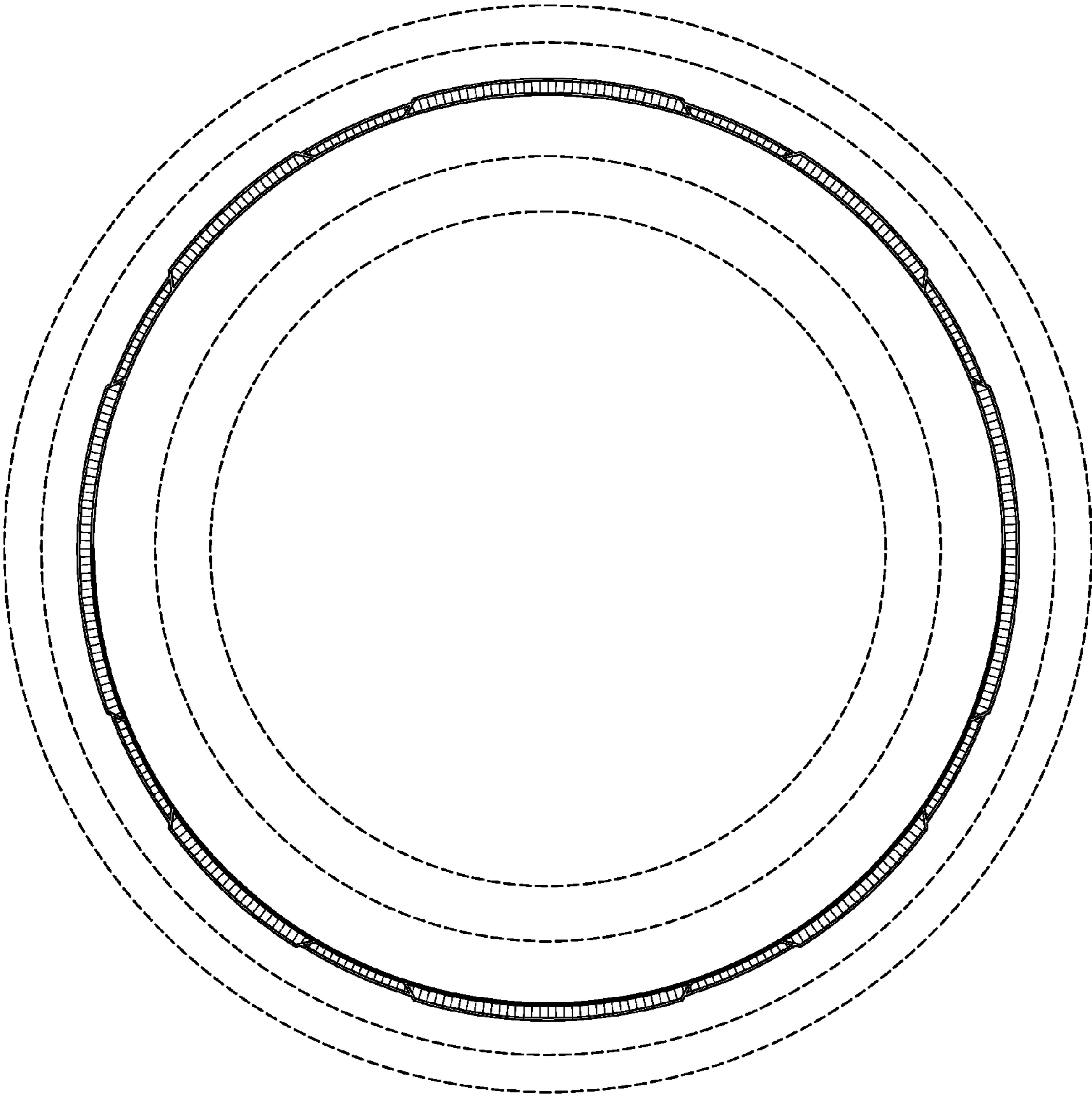


FIG-1

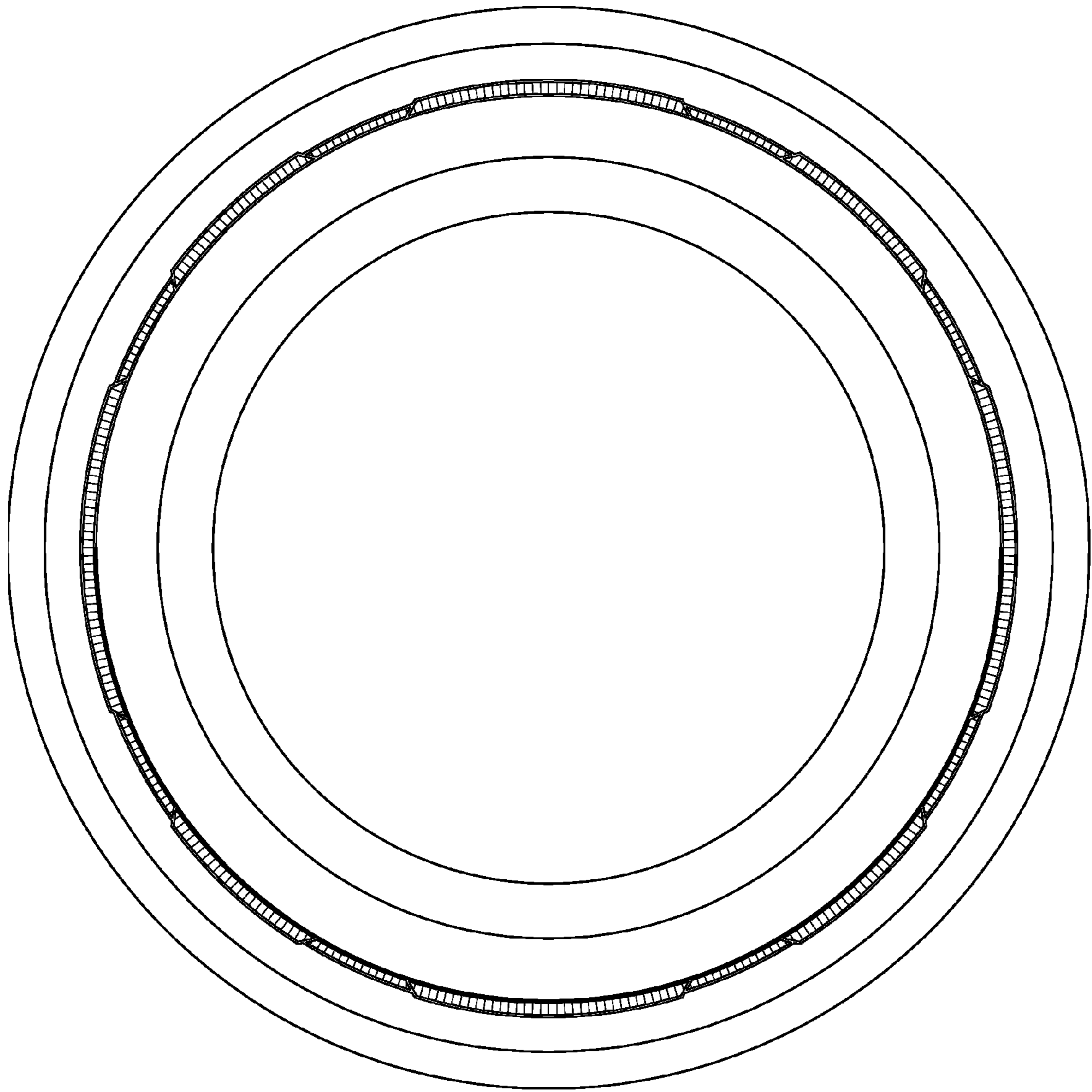


FIG-2