



US00D588529S

(12) **United States Design Patent**
Reese et al.

(10) **Patent No.:** **US D588,529 S**
(45) **Date of Patent:** **** Mar. 17, 2009**

- (54) **TIRE SIDEWALL**
- (75) Inventors: **James Elliott Reese**, Cuyahoga Falls, OH (US); **Jonathan James Shondel**, Massillon, OH (US)
- (73) Assignee: **The Goodyear Tire & Rubber Company**, Akron, OH (US)
- (**) Term: **14 Years**
- (21) Appl. No.: **29/325,967**
- (22) Filed: **Oct. 9, 2008**
- (51) **LOC (9) Cl.** **12-15**
- (52) **U.S. Cl.** **D12/605**
- (58) **Field of Classification Search** D12/500-501, D12/503, 600, 604-605; 152/DIG. 12, 523-524, 152/555

See application file for complete search history.

(56) **References Cited**

U.S. PATENT DOCUMENTS

D412,476 S	*	8/1999	Clementz et al.	D12/605
D449,576 S		10/2001	Kajikawa	D12/605
D450,034 S		11/2001	Kajikawa	D12/605
D452,203 S		12/2001	Kajikawa	D12/152
D517,003 S		3/2006	Shondel	D12/605
D540,739 S		4/2007	Maxwell	D12/605
D540,740 S	*	4/2007	Maxwell et al.	D12/605
D541,211 S		4/2007	Shondel et al.	D12/605

D543,497 S		5/2007	Maxwell et al.	D12/605
D543,933 S		6/2007	Shondel	D12/605
D549,166 S		8/2007	Lee	D12/605
D549,168 S		8/2007	Shondel et al.	D12/605
D550,149 S		9/2007	Shondel	D12/605
D552,535 S	*	10/2007	Smith	D12/605
D552,536 S		10/2007	Shondel	D12/605
D552,537 S		10/2007	Franks et al.	D12/605
D558,138 S	*	12/2007	Shondel	D12/605
D569,338 S		5/2008	Shondel	D12/605

* cited by examiner

Primary Examiner—Stacia Cadmus

(74) *Attorney, Agent, or Firm*—Richard B. O’Planick

(57) **CLAIM**

The ornamental design for a tire sidewall, as shown and described.

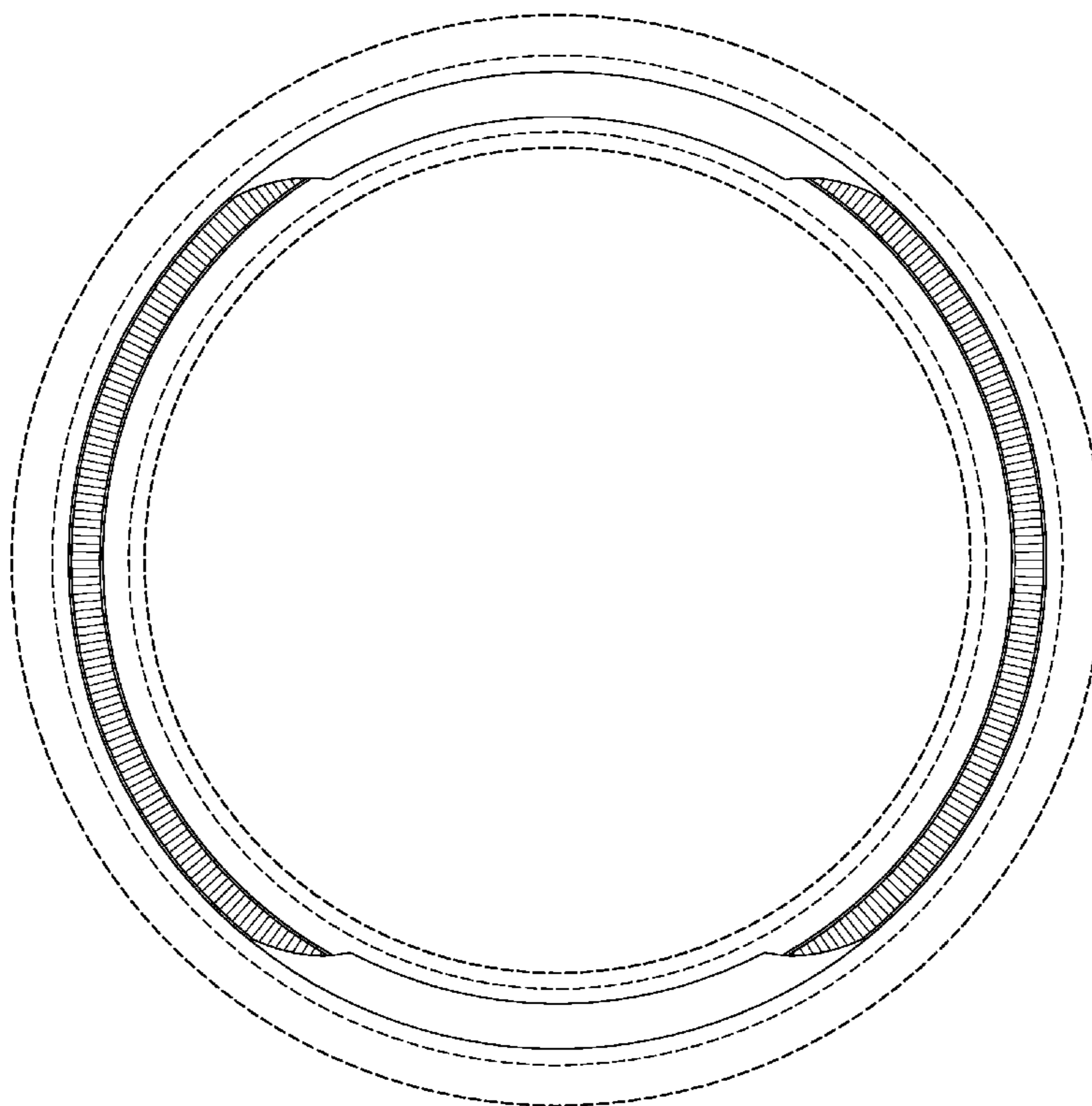
DESCRIPTION

FIG. 1 is a front elevational view of a tire sidewall showing our new design; and,

FIG. 2 is a front elevational view of a second embodiment thereof showing the disclaimed portions of FIG. 1 in solid lines.

In the drawings, the broken lines showing of the tire tread, inner bead and the peripheral boundary between the tire tread and the sidewall in FIG. 1 depict environmental subject matter and form no part of the claim.

1 Claim, 2 Drawing Sheets



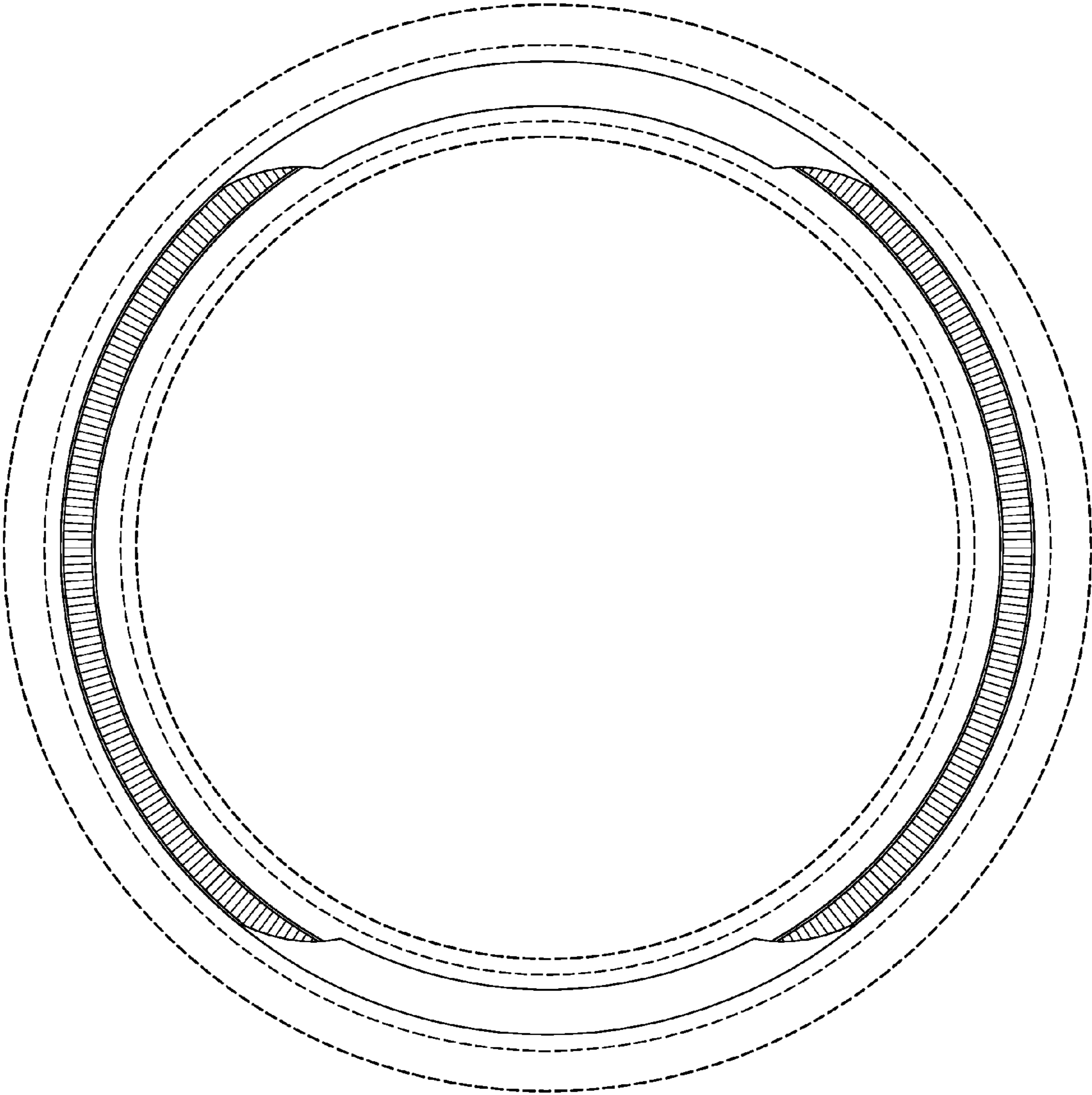


FIG-1

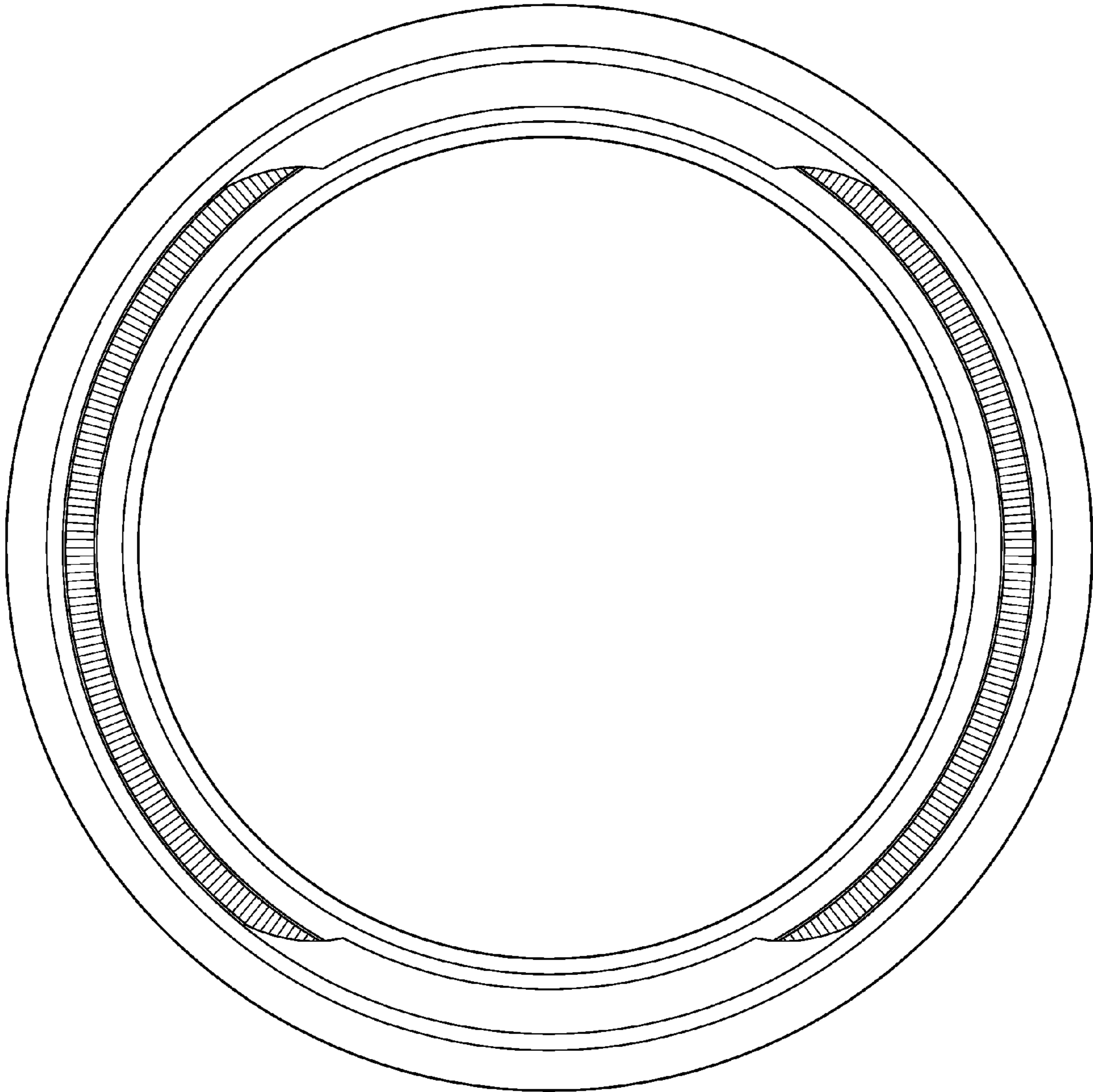


FIG-2