



US00D588528S

(12) **United States Design Patent**
de Barsy

(10) **Patent No.:** **US D588,528 S**

(45) **Date of Patent:** **** Mar. 17, 2009**

(54) **TIRE TREAD**

(75) Inventor: **Olivier de Barsy**, Eischen (LU)

(73) Assignee: **The Goodyear Tire & Rubber Company**, Akron, OH (US)

(**) Term: **14 Years**

(21) Appl. No.: **29/271,733**

(22) Filed: **Jan. 25, 2007**

(51) **LOC (9) Cl.** **12-15**

(52) **U.S. Cl.** **D12/588**

(58) **Field of Classification Search** D12/581-594,
D12/568, 600-601; 152/209.1, 209.8-209.18,
152/209.25-209.28, 455

See application file for complete search history.

(56) **References Cited**

U.S. PATENT DOCUMENTS

D316,239 S *	4/1991	Tsuda et al.	D12/588
D397,648 S *	9/1998	Allen et al.	D12/588
D403,627 S	1/1999	Graas	D12/146
D405,034 S *	2/1999	Takada	D12/590
D405,740 S	2/1999	Heinen et al.	D12/147
D414,725 S *	10/1999	Kemp, Jr.	D12/588
D436,900 S *	1/2001	Buresh et al.	D12/588
D464,614 S *	10/2002	Irimiya	D12/588
D470,101 S	2/2003	Heinen	D12/584
D477,565 S *	7/2003	Terver et al.	D12/590
D480,043 S *	9/2003	Hiroko	D12/590
D498,206 S *	11/2004	Cazin-Bourguignon et al.	D12/588
D502,444 S *	3/2005	Wage	D12/588
D504,391 S *	4/2005	Maziarka	D12/601
D506,180 S *	6/2005	Wage	D12/588

D531,115 S *	10/2006	Ikeda	D12/588
D541,736 S *	5/2007	Helt	D12/600
D554,053 S *	10/2007	Feider et al.	D12/588
D554,576 S *	11/2007	Suzuki	D12/588
D555,081 S *	11/2007	Feider et al.	D12/588
D558,665 S *	1/2008	Suzuki	D12/588
D560,600 S *	1/2008	Dixon et al.	D12/588

* cited by examiner

Primary Examiner—Stacia Cadmus

(74) *Attorney, Agent, or Firm*—Richard B. O’Planick

(57) **CLAIM**

The ornamental design for a tire tread, as shown and described.

DESCRIPTION

FIG. 1 is a perspective view of a tire tread showing my new design, it being understood that the pattern repeats uniformly throughout the circumference of the tread;

FIG. 2 is a front elevational view thereof;

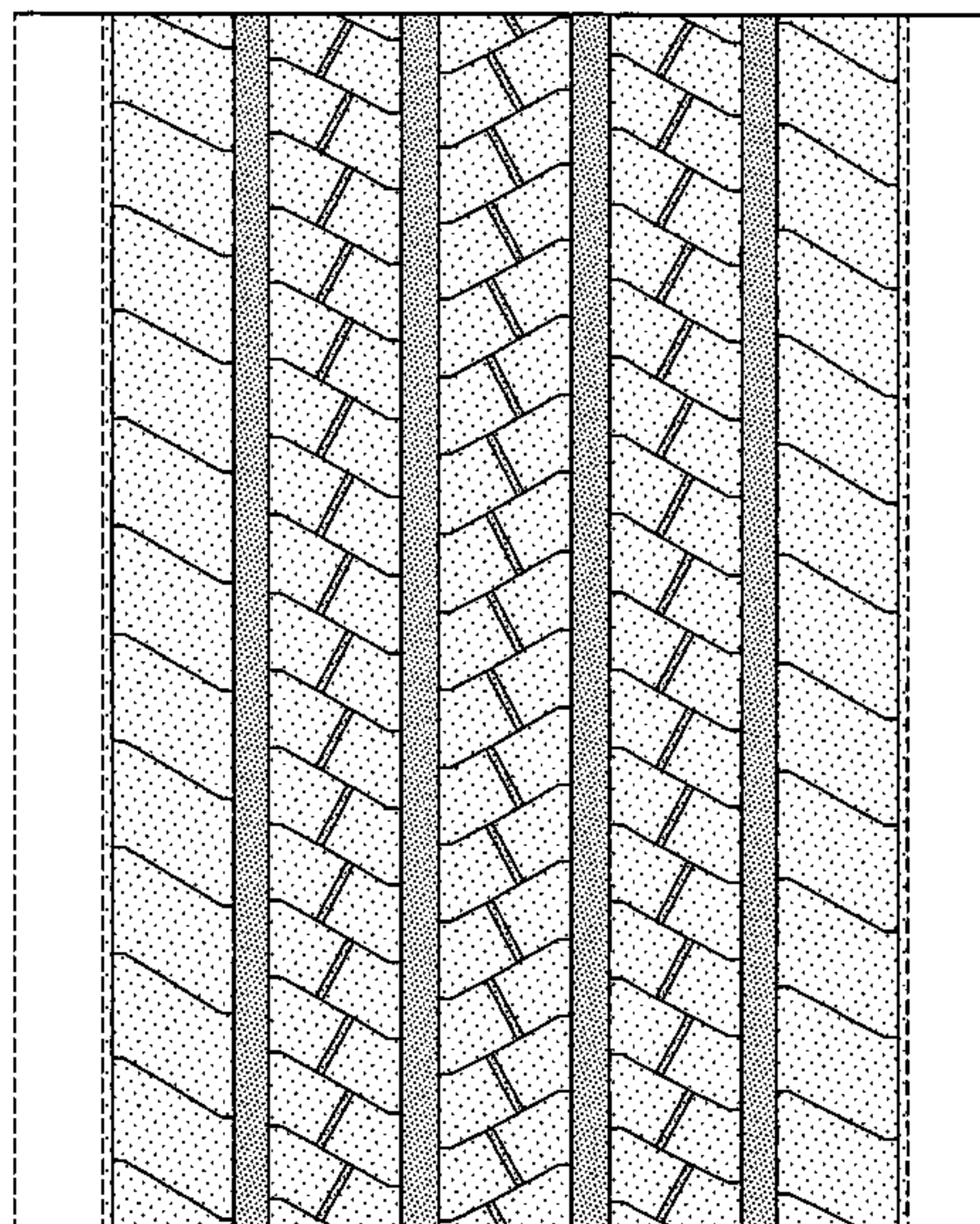
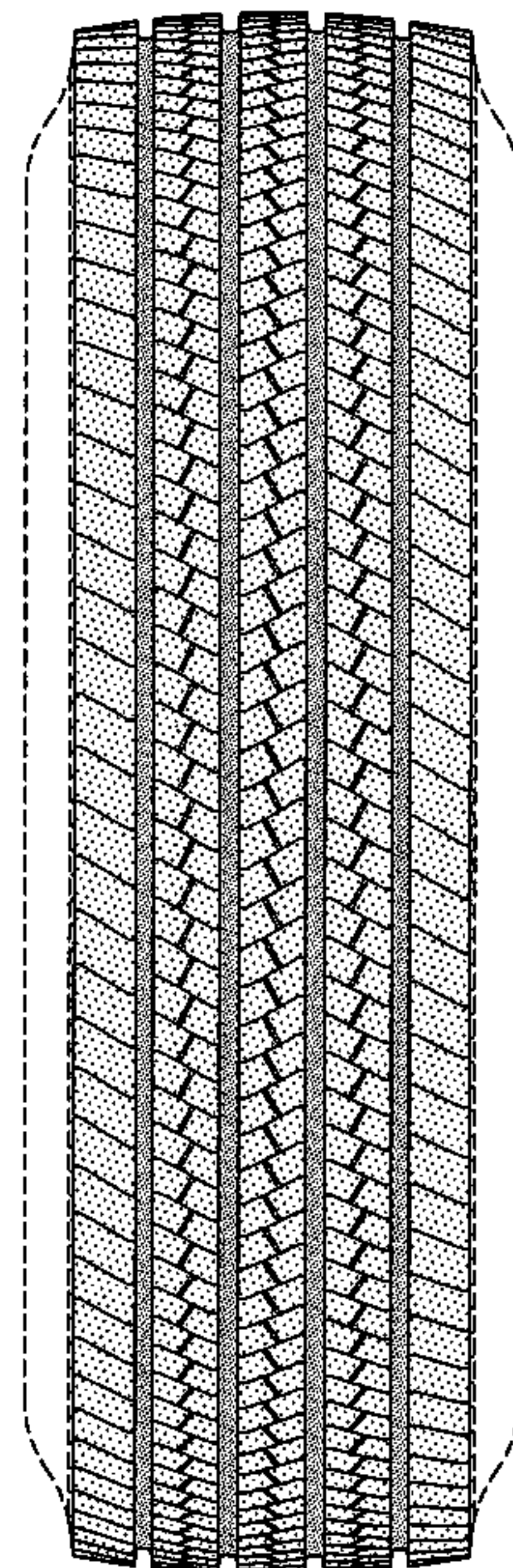
FIG. 3 is a right side elevational view thereof; the opposite side elevational view being identical thereto; and,

FIG. 4 is an enlarged fragmentary front elevational view thereof.

In the drawings, the broken lines defining the sidewall, inner bead and the peripheral boundary between the claimed tire tread and the unclaimed sidewall depict environmental subject matter that forms no part of the claimed design.

The dark stippled surface shading represents the recessed portion of the tread grooves having a depth as best shown in FIG. 2.

1 Claim, 4 Drawing Sheets



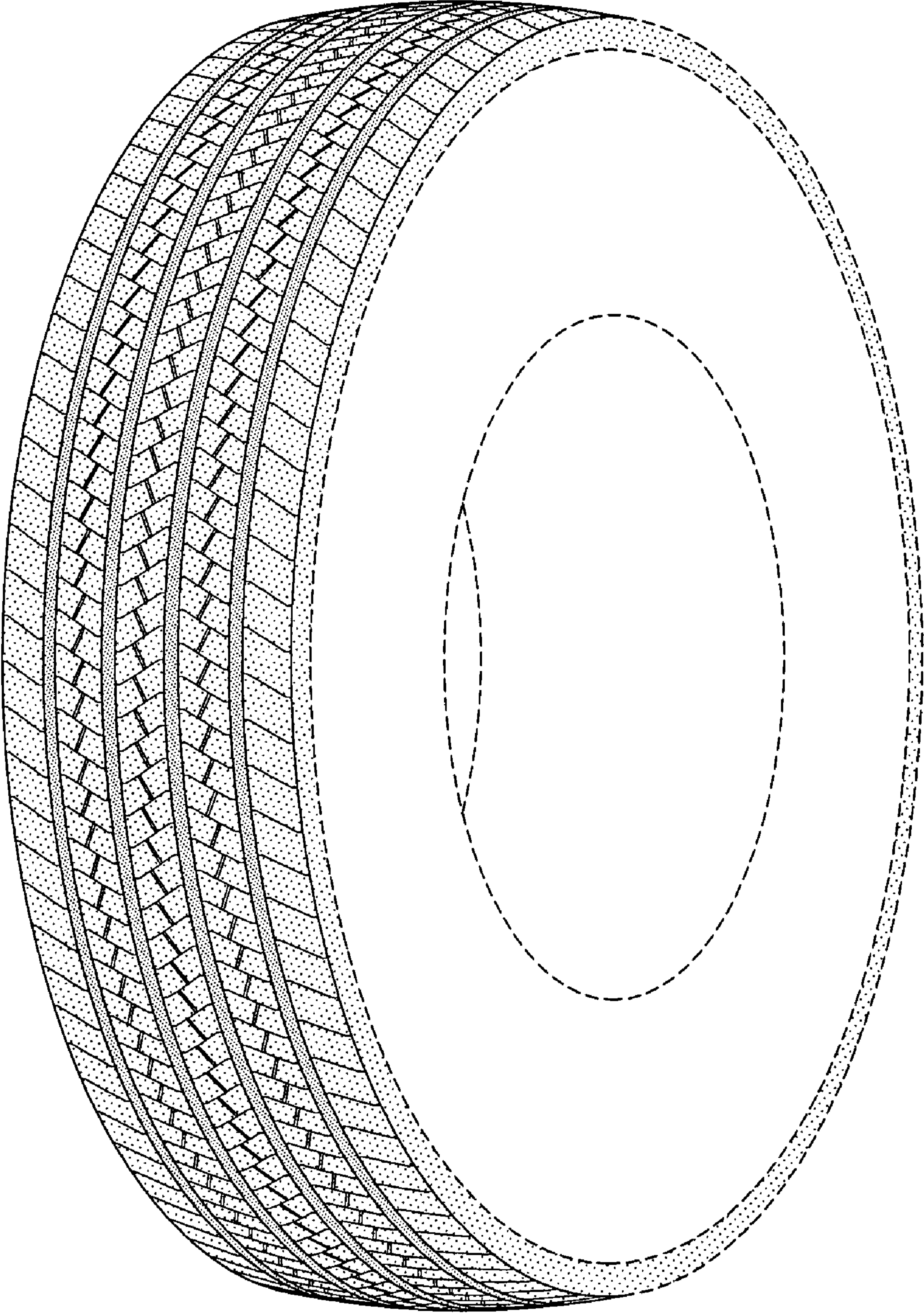


FIG-1

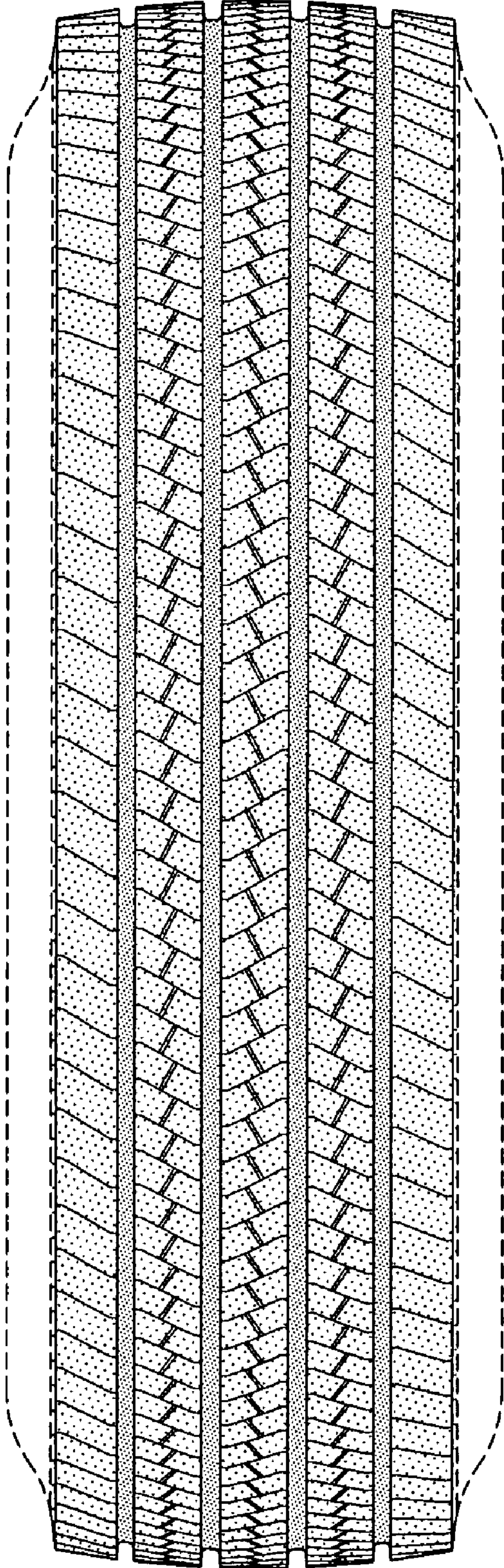


FIG-2

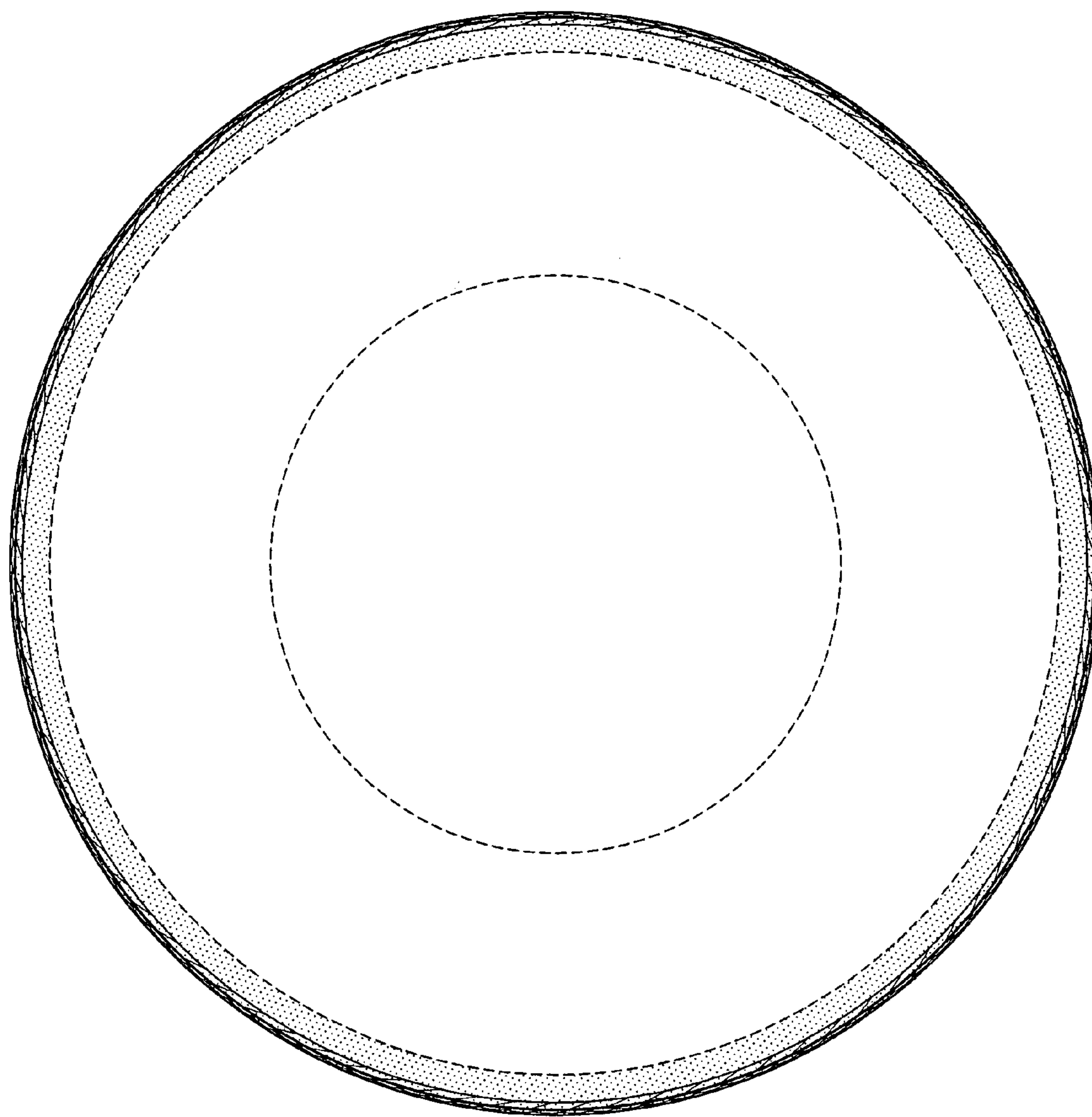


FIG-3

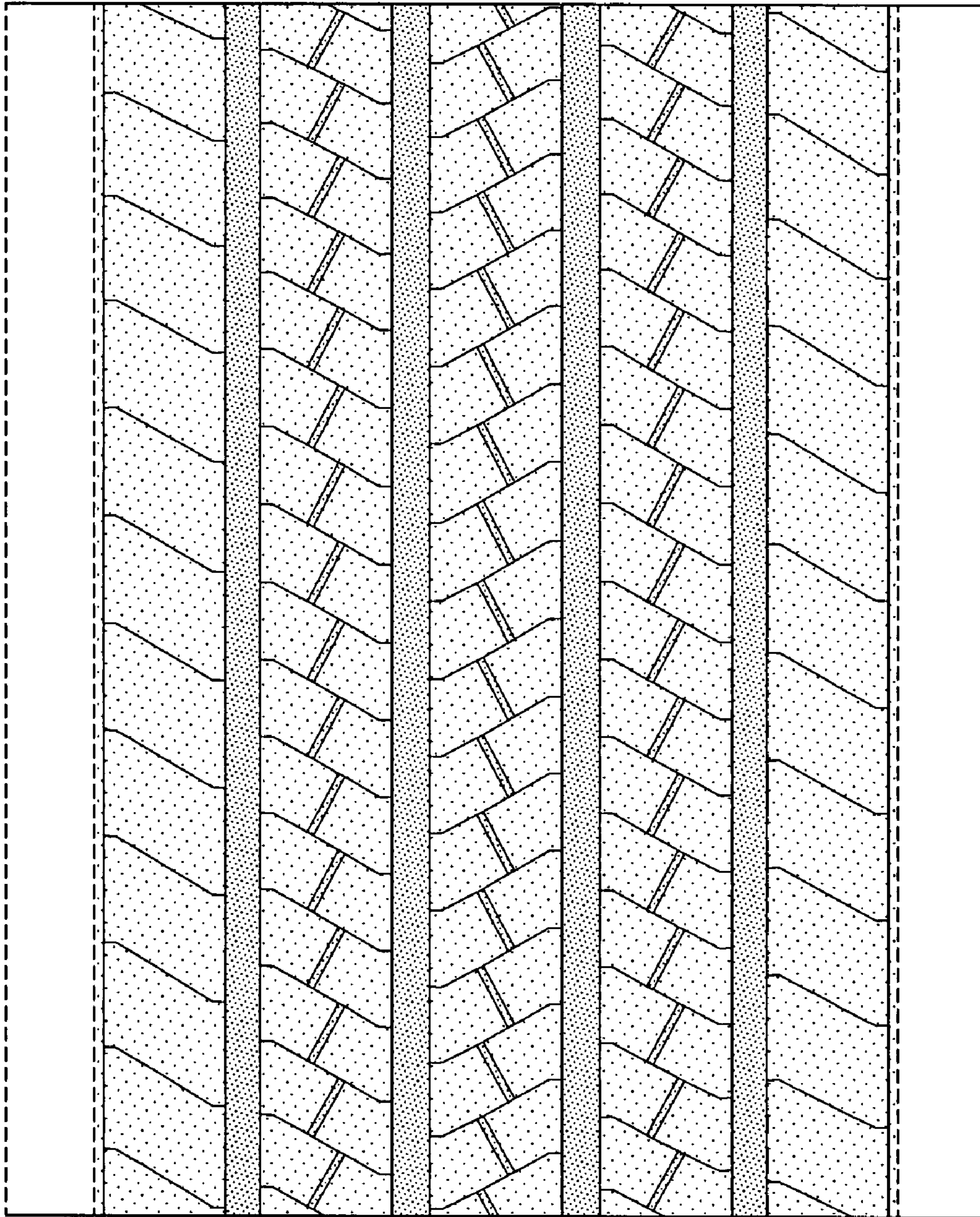


FIG-4