



US00D588520S

(12) **United States Design Patent**  
**Stewart**

(10) **Patent No.:** **US D588,520 S**  
(45) **Date of Patent:** **\*\* Mar. 17, 2009**

(54) **BUCKET ORGANIZER AND STORAGE MEANS FOR PICK-UP TRUCKS**

(76) Inventor: **Conrad Stewart**, 1151 Ossipee Rd., West Homestead, NY (US) 11552

(\*\*) Term: **14 Years**

(21) Appl. No.: **29/312,035**

(22) Filed: **Sep. 26, 2008**

(51) **LOC (9) Cl.** ..... **12-16**

(52) **U.S. Cl.** ..... **D12/415**

(58) **Field of Classification Search** ..... D12/415, D12/419-425; 180/90; 296/190.01, 190.02; 224/42.1, 539, 400, 926; D7/509, 523  
See application file for complete search history.

(56) **References Cited**

**U.S. PATENT DOCUMENTS**

D122,774 S *	10/1940	Frederick	.....	D7/553.4
D231,594 S *	5/1974	Demers	.....	D7/701
D272,486 S *	2/1984	Benedetti	.....	D12/419
D322,512 S *	12/1991	Andrykovitz	.....	D12/420
D352,213 S *	11/1994	Keven	.....	D7/701
5,366,124 A	11/1994	Dearborn, IV		
D353,082 S *	12/1994	Keven	.....	D7/701
D360,396 S *	7/1995	Collins	.....	D12/419
D362,838 S	10/1995	Price		
5,526,972 A	6/1996	Frazier et al.		
D372,016 S	7/1996	Wolford		
D373,858 S *	9/1996	Chen	.....	D30/130
D374,856 S *	10/1996	Berninger	.....	D12/419

D426,187 S	6/2000	Shultz		
D436,342 S	1/2001	Lopez		
6,267,427 B1	7/2001	Ziehl		
D450,291 S	11/2001	Wang		
6,516,948 B1	2/2003	Caballero		
D474,441 S *	5/2003	Hill et al.	.....	D12/415
6,763,985 B1	7/2004	Stephenson, Sr. et al.		
6,938,807 B2	9/2005	Victor		
D519,441 S *	4/2006	Lee	.....	D12/419
D526,953 S *	8/2006	Hall et al.	.....	D12/419
D536,658 S *	2/2007	Holmes	.....	D12/419

\* cited by examiner

*Primary Examiner*—Caron Veynar

*Assistant Examiner*—Abraham Bahta

(74) *Attorney, Agent, or Firm*—Robert C. Montgomery; Eugene Avittone, II

(57) **CLAIM**

The ornamental design for a bucket organizer and storage means for pick-up trucks, as shown and described.

**DESCRIPTION**

FIG. 1 is a perspective view of a bucket organizer and storage means for pick-up trucks showing my new design;

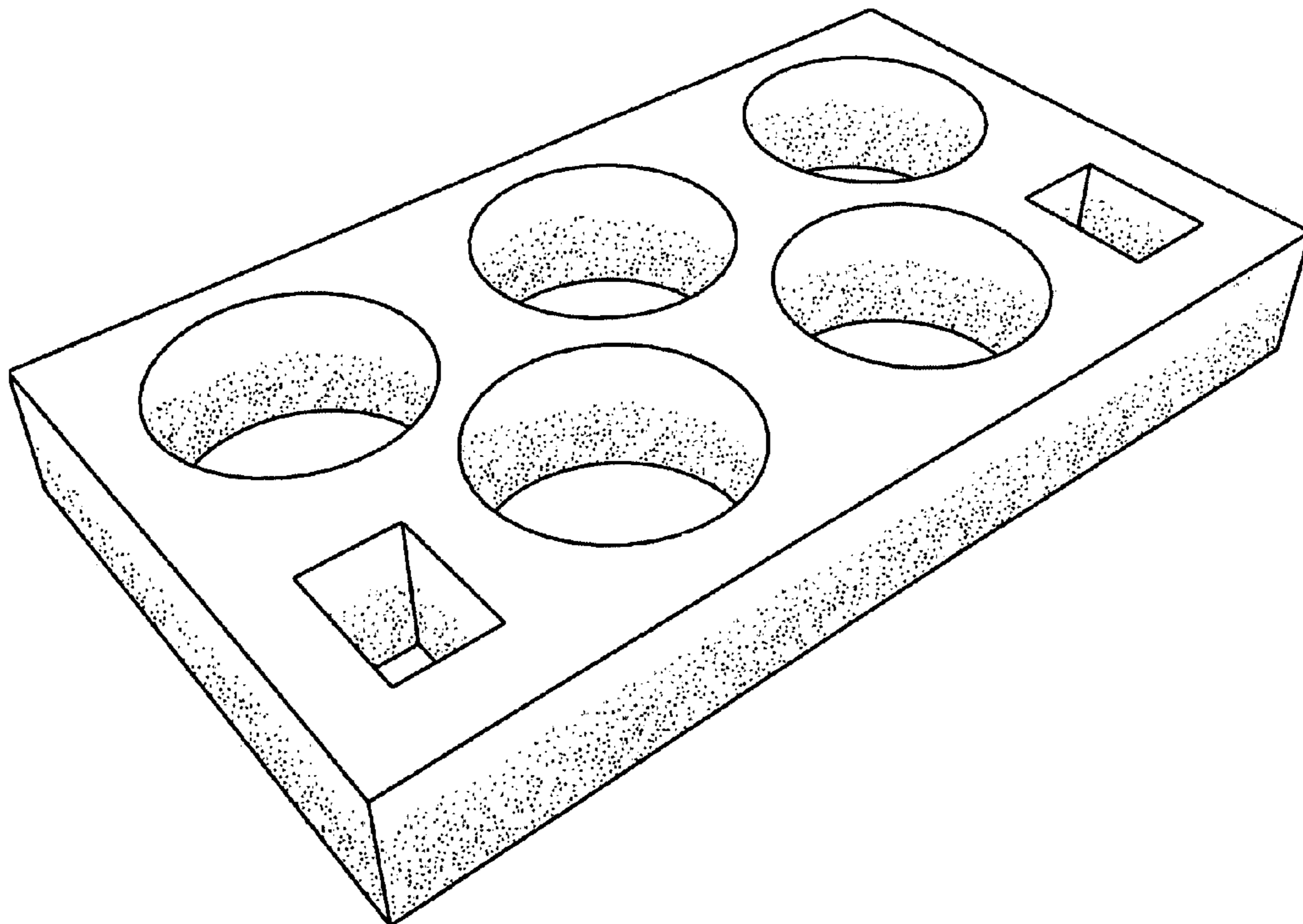
FIG. 2 is a front view thereof;

FIG. 3 is a side view thereof;

FIG. 4 is a top view thereof; and,

FIG. 5 is a bottom view thereof.

**1 Claim, 3 Drawing Sheets**



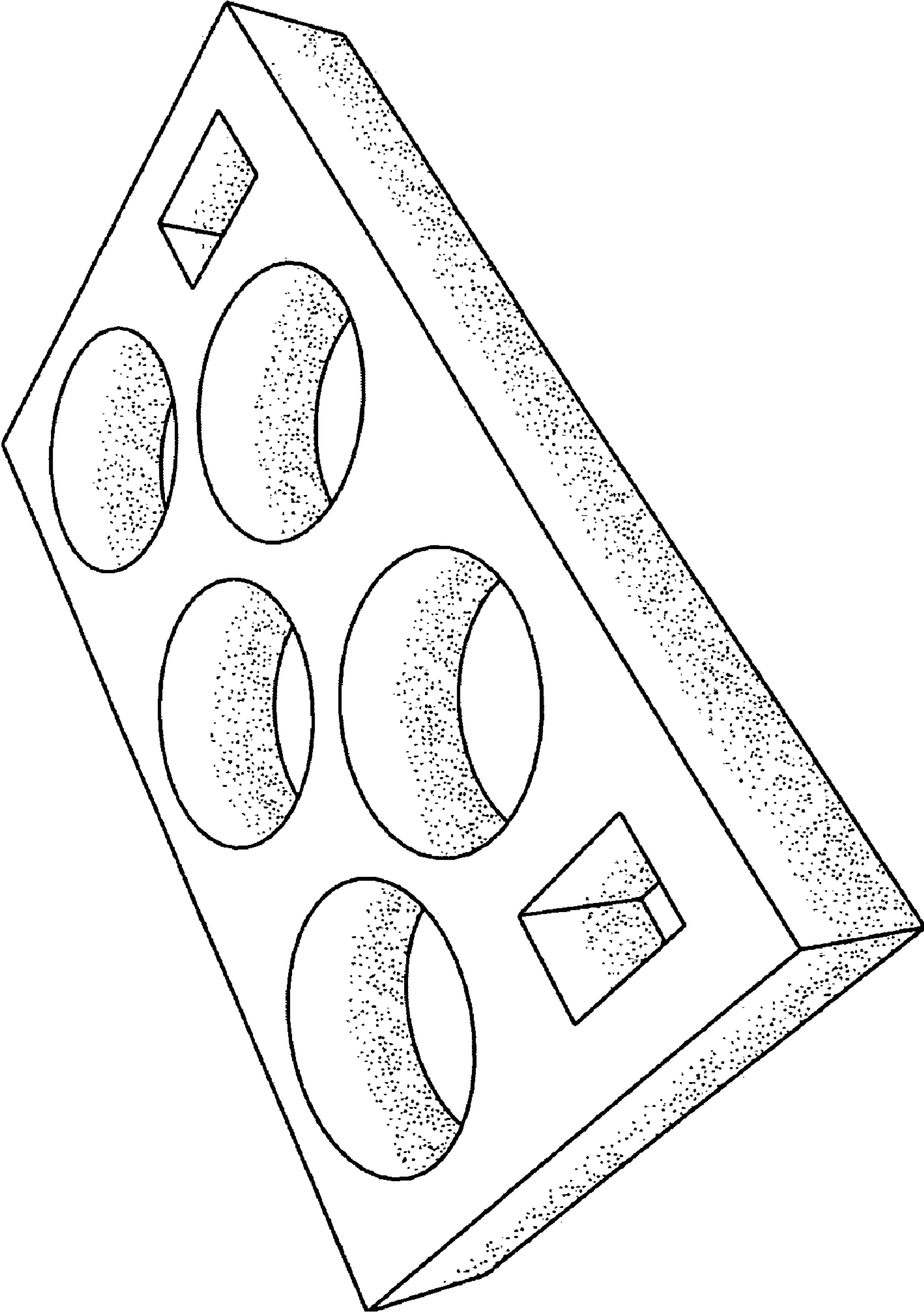


Fig. 1



**Fig. 2**



**Fig. 3**

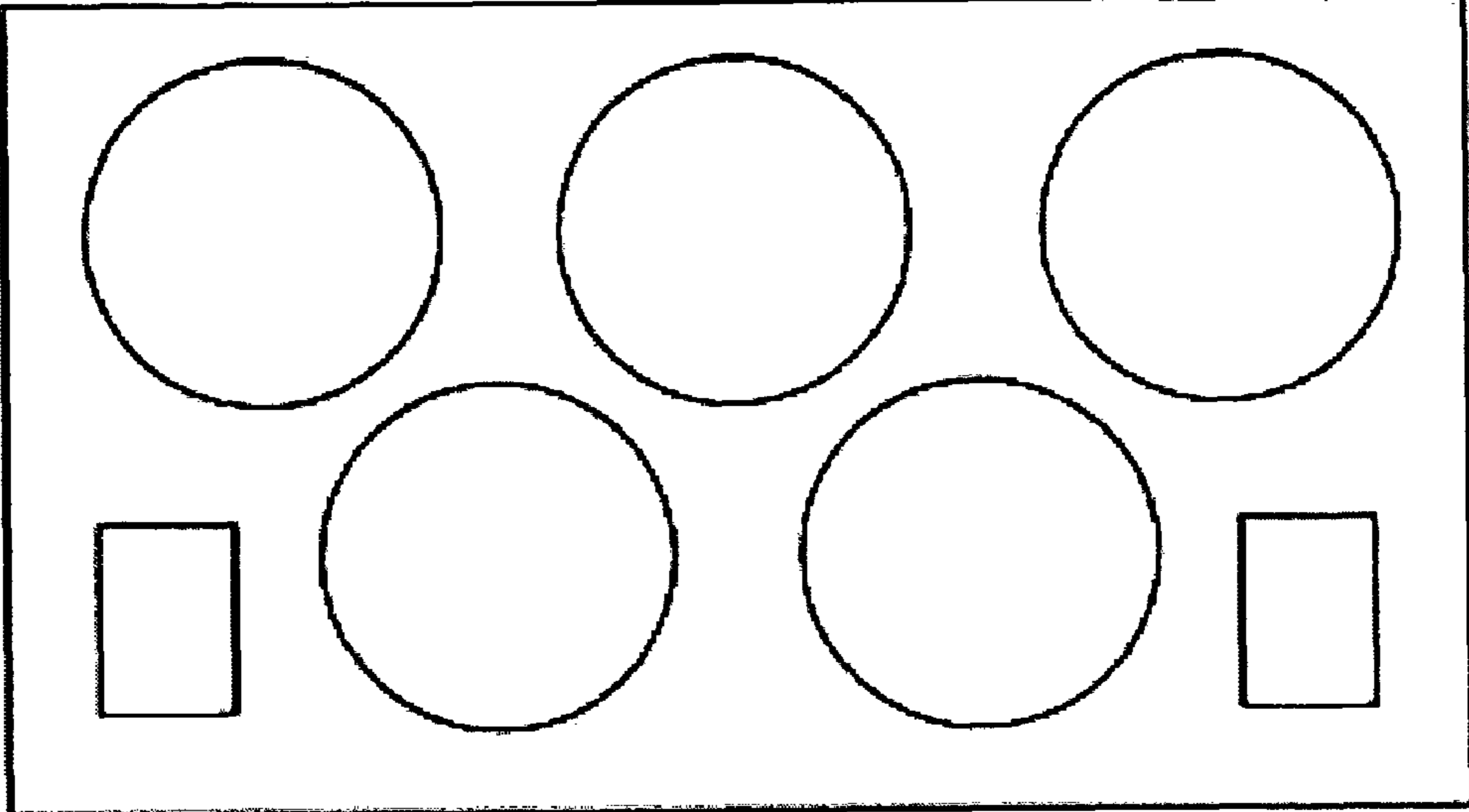


Fig. 4

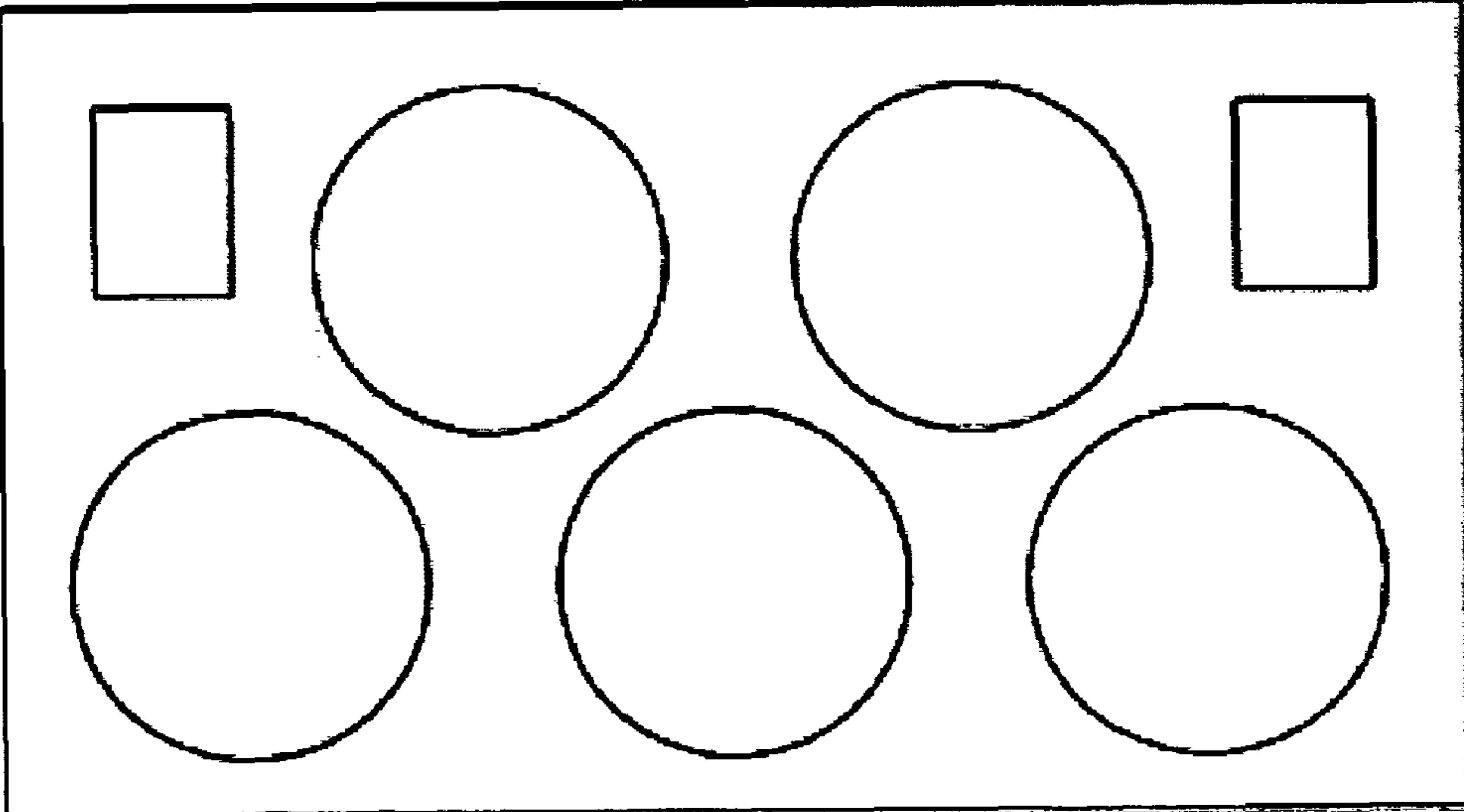


Fig. 5