



US00D588495S

(12) **United States Design Patent**
Cobb

(10) **Patent No.:** **US D588,495 S**

(45) **Date of Patent:** **** Mar. 17, 2009**

(54) **MERCHANDISE HANGER ASSEMBLY**

(75) **Inventor:** **Timothy Cobb**, Portland, OR (US)

(73) **Assignee:** **Staccato Design**, Portland, OR (US)

(**) **Term:** **14 Years**

(21) **Appl. No.:** **29/294,438**

(22) **Filed:** **Jan. 9, 2008**

(51) **LOC (9) Cl.** **11-04**

(52) **U.S. Cl.** **D11/130**

(58) **Field of Classification Search** D6/491,
D6/465, 458; D11/130, 117-118, 157; 428/7-10,
428/18-20

See application file for complete search history.

(56) **References Cited**

U.S. PATENT DOCUMENTS

1,590,220	A *	6/1926	Wurts	211/197
3,167,467	A *	1/1965	Abramson	428/18
3,459,624	A *	8/1969	Reukauf et al.	428/18
3,834,976	A *	9/1974	Mottel	428/18
4,140,823	A *	2/1979	Weskamp	428/9
4,291,075	A *	9/1981	Puleo	428/8
4,774,113	A *	9/1988	Shaffer	428/18
D325,358	S *	4/1992	Johnson	D11/118
D348,857	S *	7/1994	Aldrich	D11/130
D377,843	S *	2/1997	Schering	D26/138
D403,533	S *	1/1999	Paul	D6/458

D417,991	S *	12/1999	Hofman et al.	D6/525
D424,470	S *	5/2000	Koo	D11/130
D427,541	S *	7/2000	Glover	D11/130
D431,205	S *	9/2000	Hudson et al.	D11/118
D527,205	S *	8/2006	Axhamre	D6/458
D564,940	S *	3/2008	Carroll	D11/157
D574,166	S *	8/2008	Kaisler	D6/458
D575,553	S *	8/2008	Jing	D6/455

* cited by examiner

Primary Examiner—Elizabeth A Albert

Assistant Examiner—Kelley A Donnelly

(74) *Attorney, Agent, or Firm*—Timothy E. Siegel Patent Law, PLLC

(57) **CLAIM**

The ornamental design for a merchandise hanger assembly, as shown and described.

DESCRIPTION

FIG. 1 is a front perspective view of a merchandise hanger assembly showing my new design.

FIG. 2 is a side elevational view thereof.

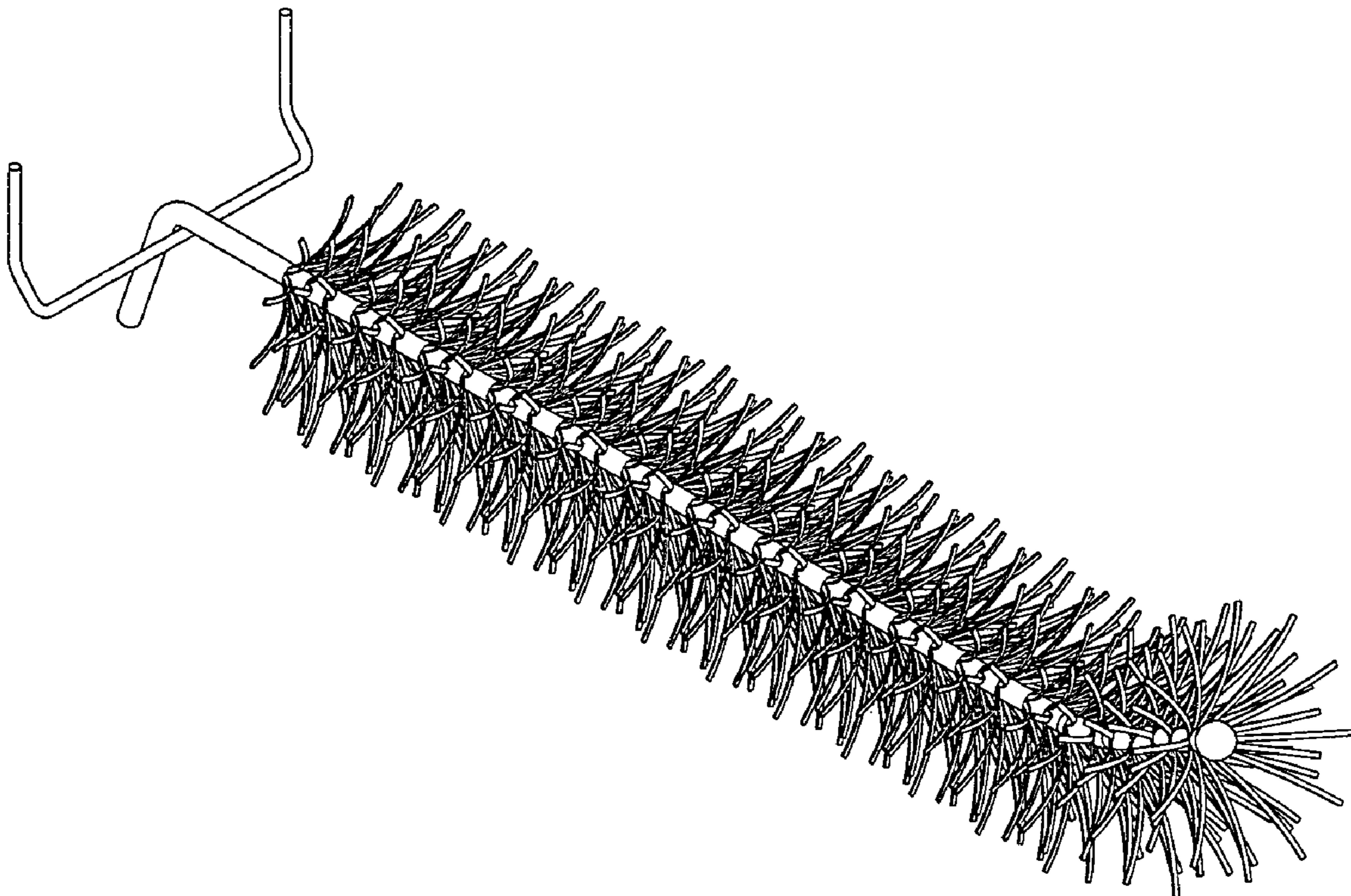
FIG. 3 is a front elevational view thereof.

FIG. 4 is a rear elevational view thereof.

FIG. 5 is a top plan view thereof; and,

FIG. 6 is a bottom plan view thereof.

1 Claim, 2 Drawing Sheets



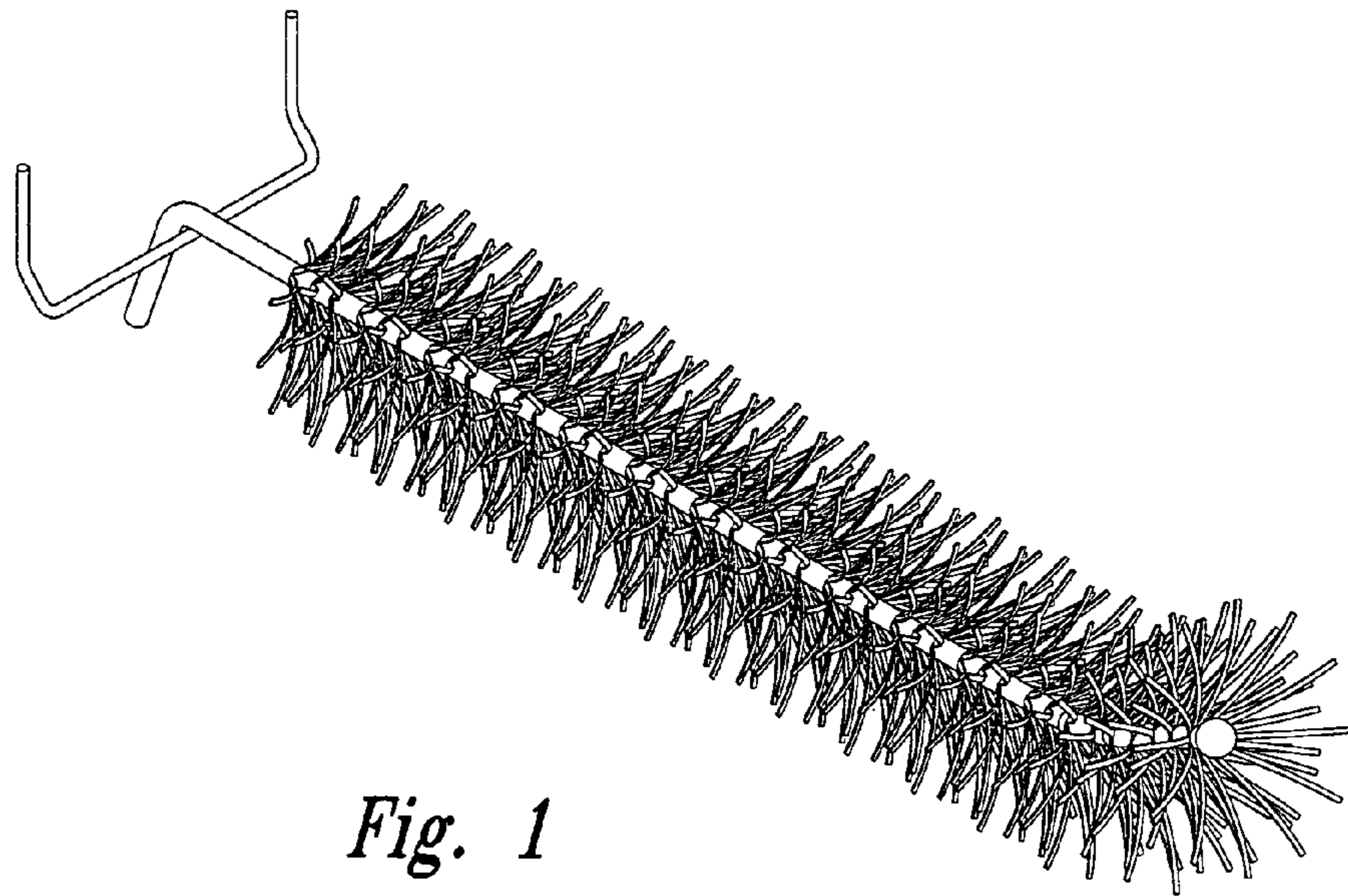


Fig. 1

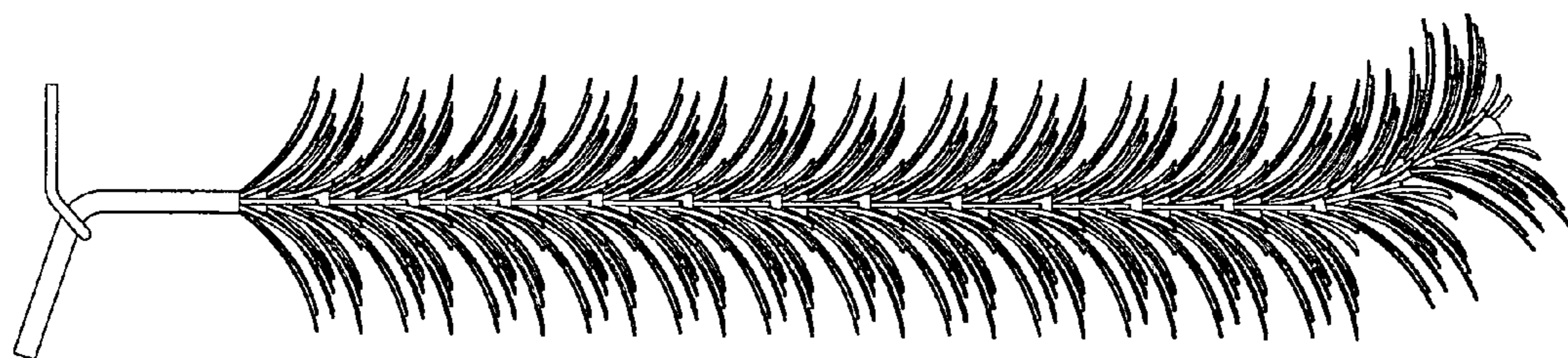


Fig. 2

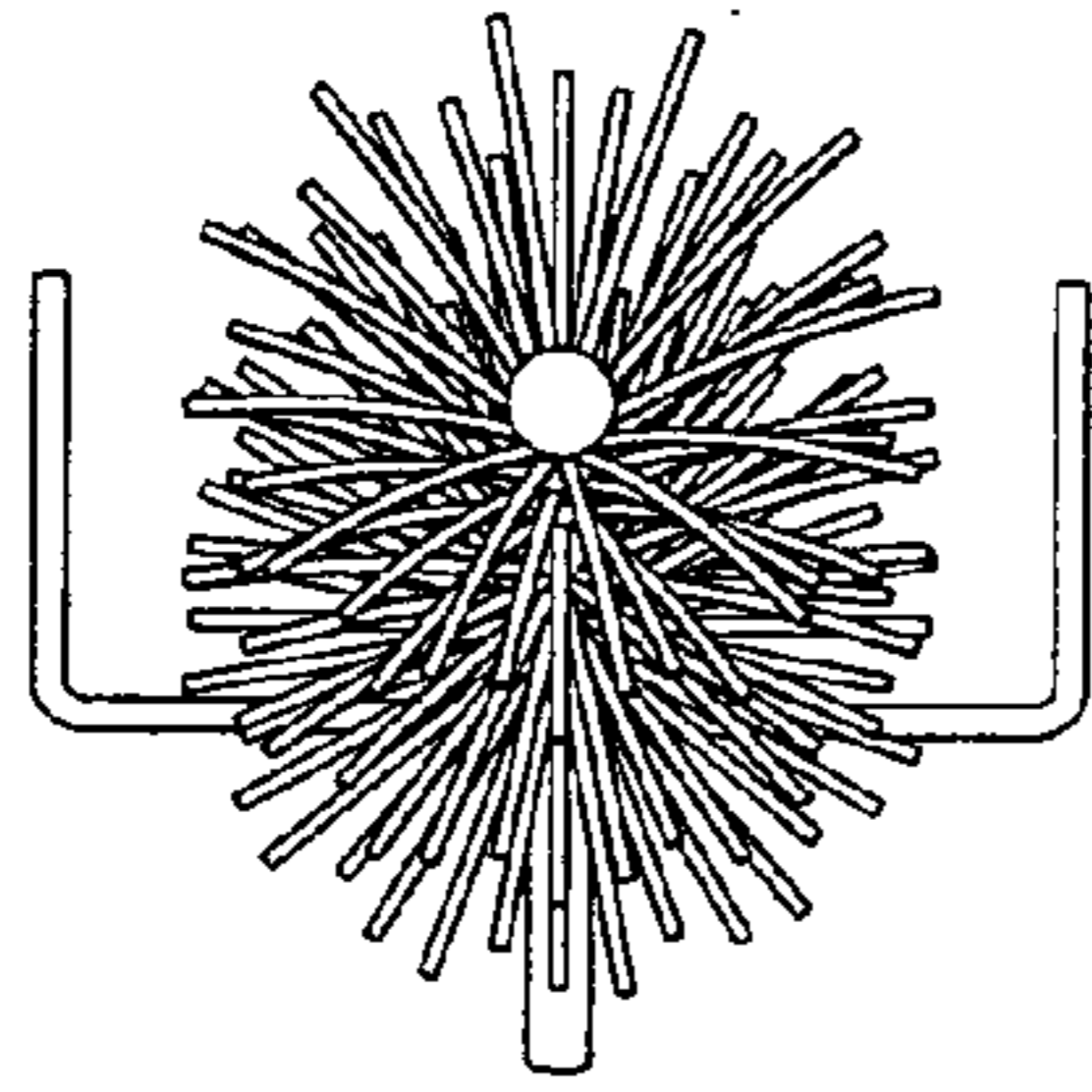


Fig. 3

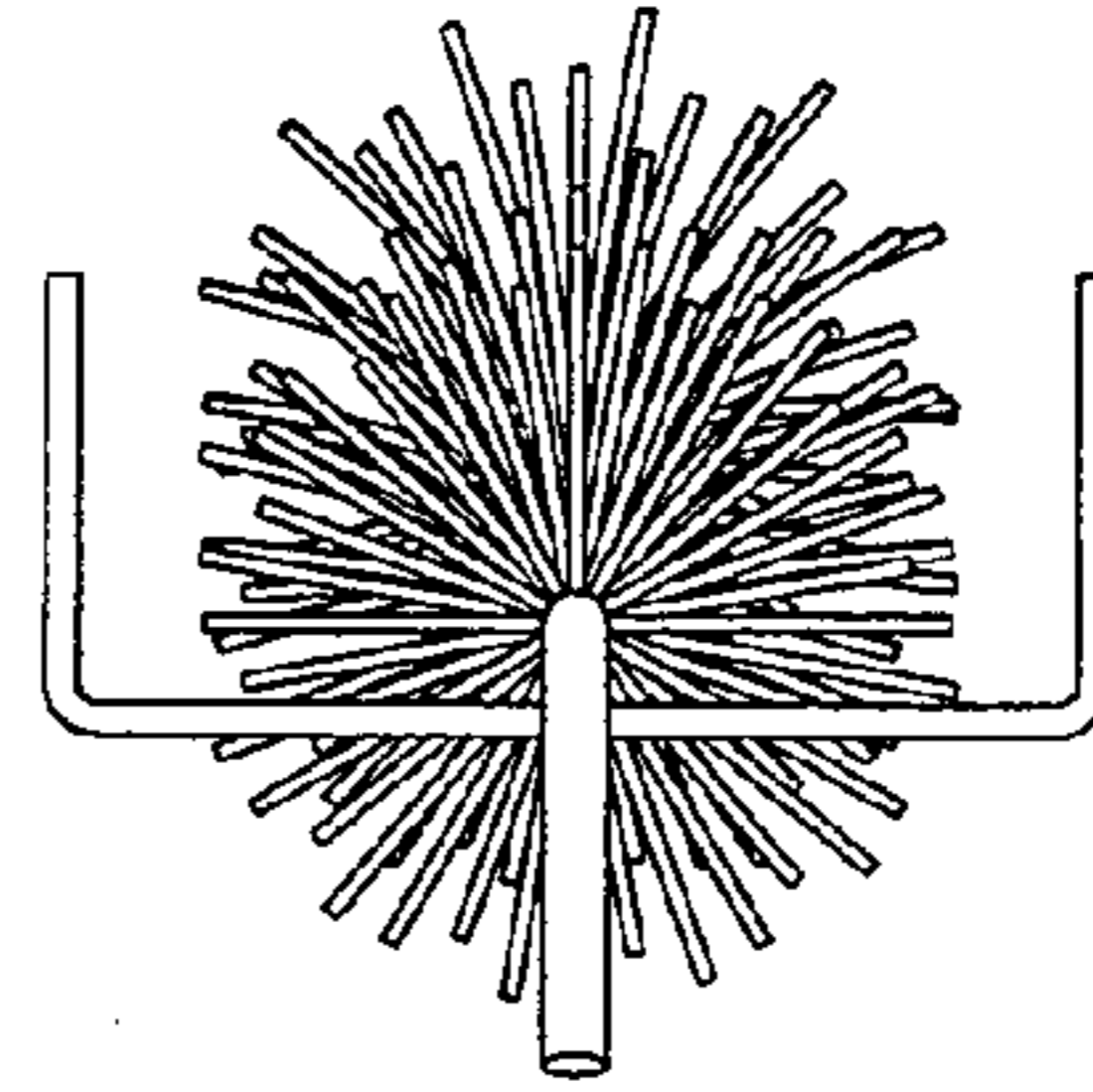


Fig. 4




Fig. 5




Fig. 6