



US00D588458S

(12) **United States Design Patent**  
**Waldner**

(10) **Patent No.:** **US D588,458 S**

(45) **Date of Patent:** **\*\* \*Mar. 17, 2009**

(54) **CONTAINER**

D535,189 S \* 1/2007 Pitman et al. .... D9/452

(75) Inventor: **Thomas Waldner**, Malmo (SE)

\* cited by examiner

(73) Assignee: **Tetra Laval Holdings & Finance S.A.**,  
Pully (CH)

*Primary Examiner*—Ian Simmons

*Assistant Examiner*—Dana L Sipos

(\*\*) Term: **14 Years**

(74) *Attorney, Agent, or Firm*—Buchanan Ingersoll &  
Rooney PC

(21) Appl. No.: **29/263,904**

(57) **CLAIM**

(22) Filed: **Aug. 1, 2006**

The ornamental design for a container, as shown and  
described.

**Related U.S. Application Data**

**DESCRIPTION**

(62) Division of application No. 29/210,858, filed on Aug.  
9, 2004, now Pat. No. Des. 537,346.

FIG. 1 is a front elevational view of a container showing a first  
embodiment of my new design.

(51) **LOC (9) Cl.** ..... **09-01**

FIG. 2 is a rear elevational view thereof.

(52) **U.S. Cl.** ..... **D9/517; D9/516**

FIG. 3 is a right side elevational view thereof

(58) **Field of Classification Search** ..... D9/417,

FIG. 4 is a left side elevational view thereof.

D9/430–431, 433, 510, 512, 514, 516–517,

FIG. 5 is a top plan view thereof.

D9/547, 560, 563–564, 568, 571–574; 215/379,

FIG. 6 is a bottom plan view thereof.

215/381–385, 393, 395; 220/677–678

FIG. 7 is a top side perspective view thereof.

See application file for complete search history.

FIG. 8 is a front elevational view of a container showing a  
second embodiment of my new design.

(56) **References Cited**

**U.S. PATENT DOCUMENTS**

FIG. 9 is a rear elevational view thereof.

D103,049 S \* 2/1937 Higgins ..... D9/574

FIG. 10 is a right side elevational view thereof.

D263,450 S \* 3/1982 Dutcher et al. .... D9/430

FIG. 11 is a left side elevational view thereof.

D274,221 S \* 6/1984 Biesecker ..... D9/503

FIG. 12 is a top plan view thereof.

D276,889 S \* 12/1984 Biesecker ..... D9/500

FIG. 13 is a bottom plan view thereof; and,

D282,910 S \* 3/1986 Biesecker ..... D9/560

FIG. 14 is a top, side perspective view thereof.

D304,551 S \* 11/1989 Desgrippes ..... D9/556

The broken line showing of a portion of the container is for  
illustrative purposes only and forms no part of the claimed  
design.

D331,367 S \* 12/1992 Armstrong ..... D9/553

**1 Claim, 8 Drawing Sheets**

D447,941 S \* 9/2001 Quensel et al. .... D9/417

D448,286 S \* 9/2001 Quensel et al. .... D9/417

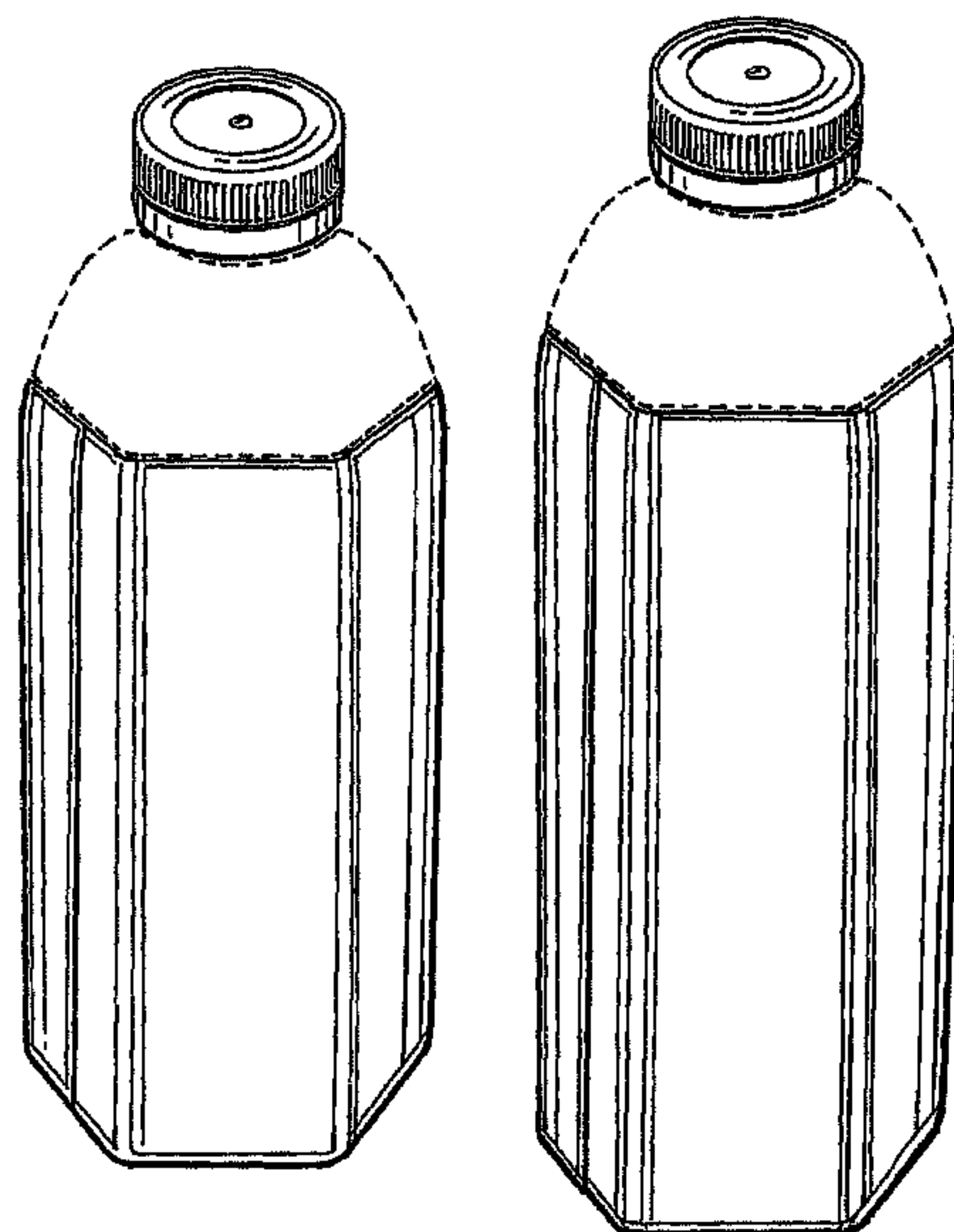
D475,929 S \* 6/2003 Bakic ..... D9/574

D480,966 S \* 10/2003 Iwano ..... D9/432

D483,267 S \* 12/2003 Boldrini et al. .... D9/573

D489,265 S \* 5/2004 Boldrini et al. .... D9/520

D489,989 S \* 5/2004 Boldrini et al. .... D9/520






FIG. 1




FIG. 2




FIG. 3




FIG. 4

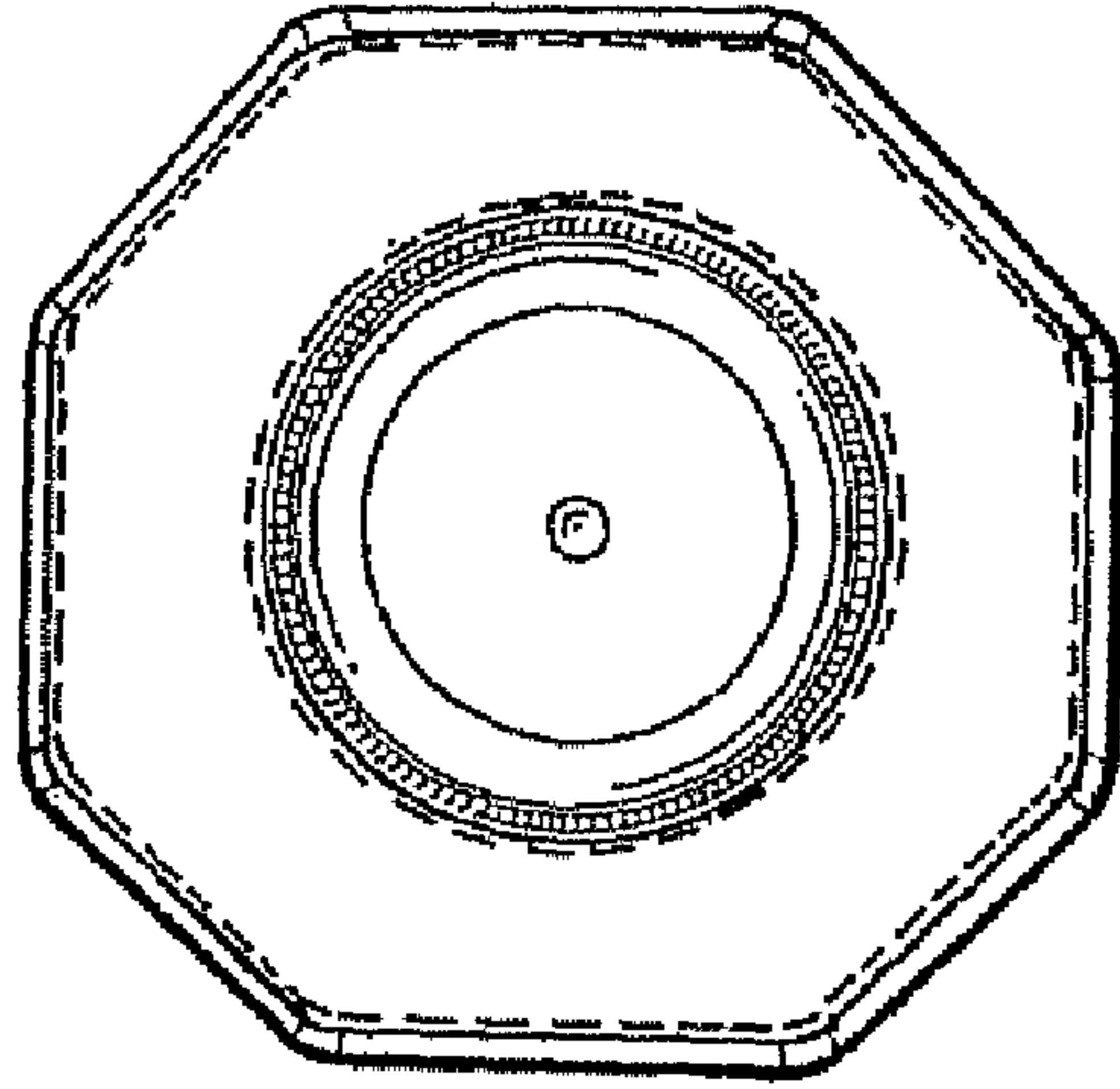


FIG. 5

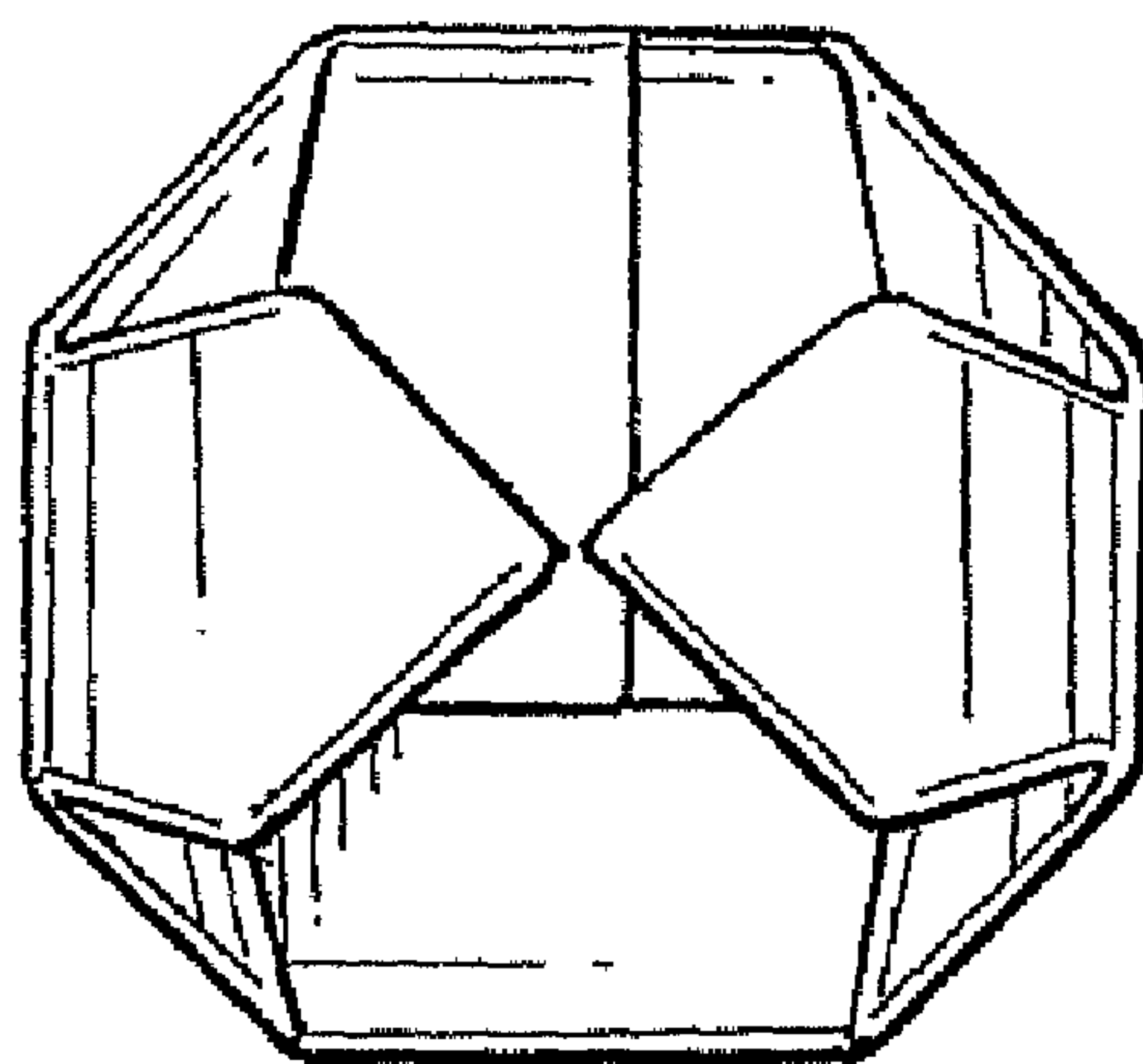


FIG. 6




FIG. 7






FIG. 8




FIG. 9




FIG. 10




FIG. 11

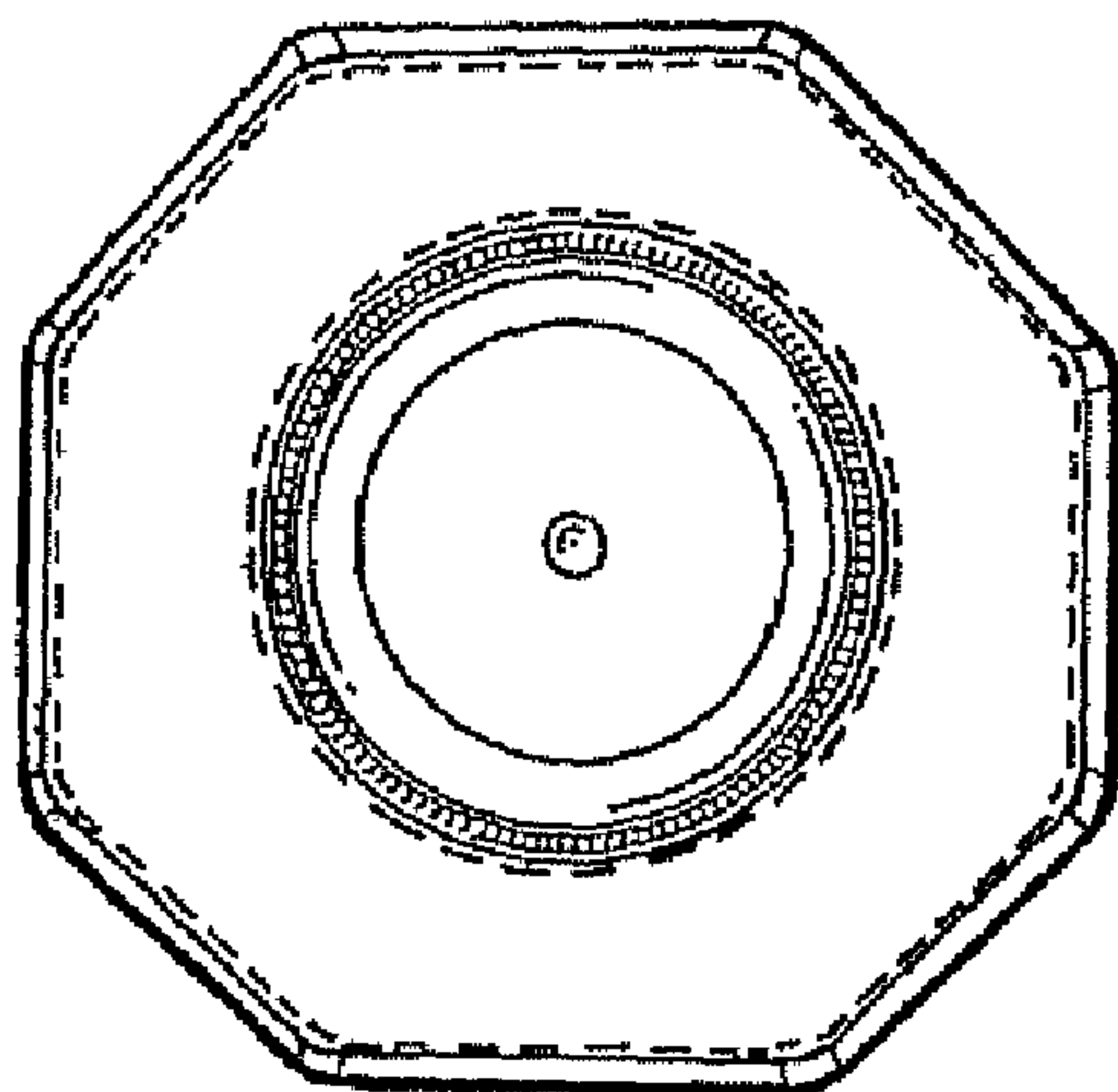


FIG. 12

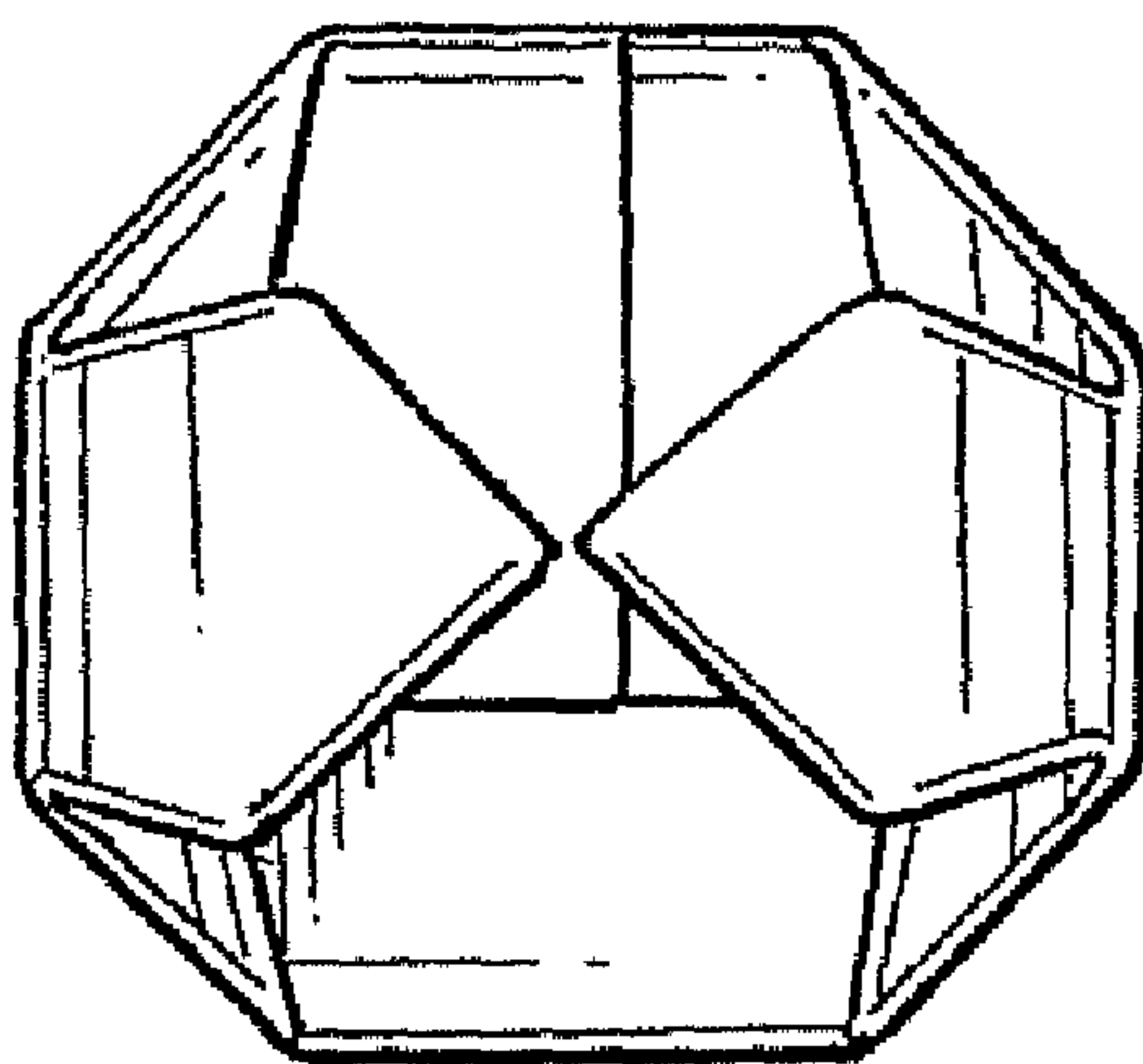


FIG. 13






FIG. 14