

US00D588449S

(12) **United States Design Patent**  
**Bova et al.**

(10) **Patent No.:** **US D588,449 S**  
(45) **Date of Patent:** **\*\* Mar. 17, 2009**

(54) **PICTURE FRAME PACKAGE**

(75) Inventors: **Clint Joseph Bova**, Powell, OH (US);  
**Tamala Irene Kavicky**, Bexley, OH  
(US); **Joshua Michael Broehl**,  
Worthington, OH (US)

(73) Assignee: **Wilton Industries, Inc.**, Woodridge, IL  
(US)

(\*\*) Term: **14 Years**

(21) Appl. No.: **29/304,914**

(22) Filed: **Mar. 10, 2008**

(51) **LOC (9) Cl.** ..... **09-03**

(52) **U.S. Cl.** ..... **D9/418**

(58) **Field of Classification Search** ..... D9/414-416,  
D9/418-420, 423-428, 430-432, 434; D7/354,  
D7/396.1, 392.1, 394, 538, 543-545, 550.1,  
D7/551, 554.3, 587, 566, 584, 586, 629, 667;  
220/4.22-4.24, 574, 604-608, 659, 675,  
220/781-782, 793, 835, 839, DIG. 14; 206/119,  
206/453, 470, 508, 545, 733, 806; 229/169,  
229/406; 219/725, 735; D23/355-366; D3/255,  
D3/302, 314

See application file for complete search history.

(56) **References Cited**

**U.S. PATENT DOCUMENTS**

D90,245	S	*	7/1933	Haan	.....	D9/418
D110,485	S	*	7/1938	Funke	.....	D9/418
2,602,541	A	*	7/1952	Otten	.....	206/733
2,631,723	A	*	3/1953	Ellsworth	.....	206/453
3,302,782	A	*	2/1967	Pezely, Jr.	.....	206/453
D211,715	S	*	7/1968	Adell	.....	D9/418
D219,334	S	*	12/1970	Shreve	.....	D9/418
4,192,445	A	*	3/1980	Card	.....	229/169
D396,187	S	*	7/1998	Harrison	.....	D9/418
D518,291	S	*	4/2006	Zou et al.	.....	D3/255
D526,191	S	*	8/2006	Siu-Shek	.....	D9/418

\* cited by examiner

*Primary Examiner*—Robert M Spear  
*Assistant Examiner*—Susan E Krakower

(74) *Attorney, Agent, or Firm*—McGuireWoods LLP

(57) **CLAIM**

The ornamental design for a picture frame package, as shown and described.

**DESCRIPTION**

FIG. 1 is a front perspective view of a picture frame package showing our new design.

FIG. 2 is a top view thereof.

FIG. 3 is a right side view thereof.

FIG. 4 is a front view thereof.

FIG. 5 is a left side view thereof.

FIG. 6 is a bottom view thereof.

FIG. 7 is a rear view thereof.

FIG. 8 is a front perspective view of a double-corner, folded-edge picture frame package showing my new design.

FIG. 9 is a top view thereof.

FIG. 10 is a right side view thereof.

FIG. 11 is a front view thereof.

FIG. 12 is a left side view thereof.

FIG. 13 is a bottom view thereof.

FIG. 14 is a rear view thereof.

FIG. 15 is a front perspective view of a single-corner, unfolded-edge picture frame package showing my new design.

FIG. 16 is a top view thereof.

FIG. 17 is a right side view thereof.

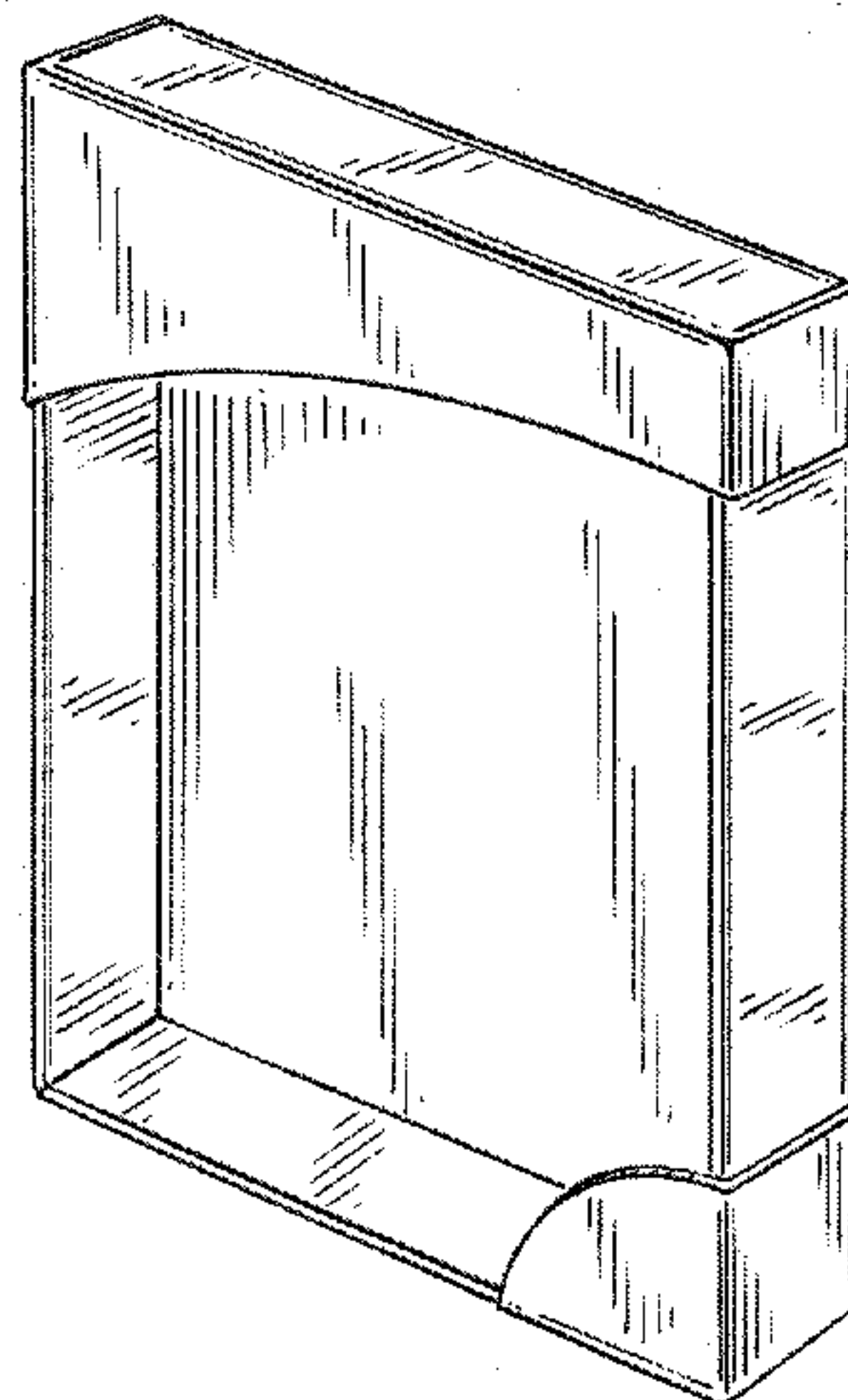
FIG. 18 is a front view thereof.

FIG. 19 is a left side view thereof.


FIG. 20 is a bottom view thereof; and,

FIG. 21 is a rear view thereof.

**1 Claim, 3 Drawing Sheets**




*FIG. 1*



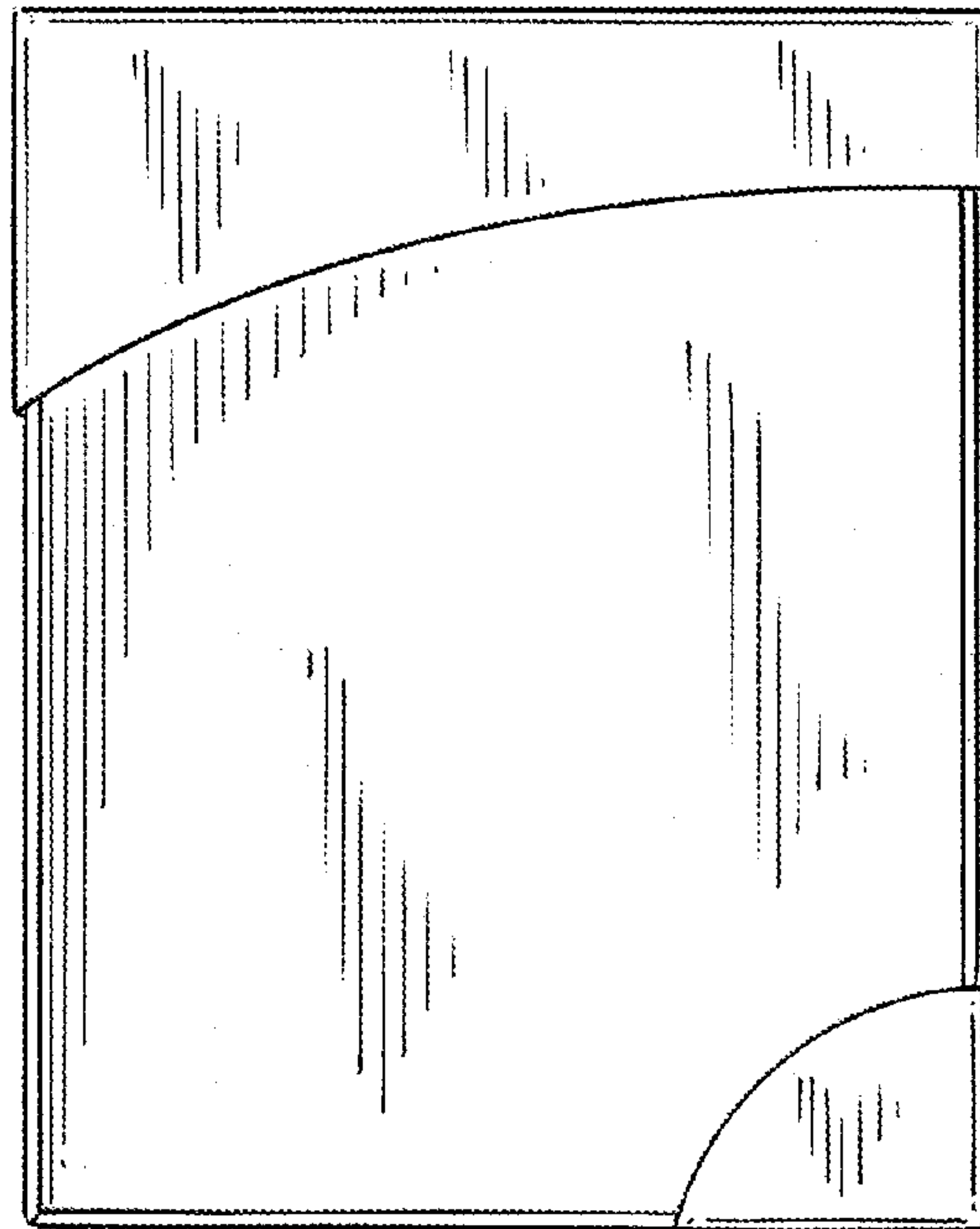
*FIG. 2*




*FIG. 3*




*FIG. 4*



*FIG. 5*



*FIG. 6*



*FIG. 7*

