



US00D588442S

(12) **United States Design Patent**  
**Chong et al.**

(10) **Patent No.:** **US D588,442 S**  
(45) **Date of Patent:** **\*\* Mar. 17, 2009**

(54) **GROMMET HUB**

(75) Inventors: **Joseph Chong**, Simi Valley, CA (US);  
**Yoko Iida**, Los Angeles, CA (US);  
**Kenneth Mori**, Los Angeles, CA (US)

(73) Assignee: **Belkin International, Inc.**, Compton,  
CA (US)

(\*\*) Term: **14 Years**

(21) Appl. No.: **29/270,900**

(22) Filed: **Jan. 5, 2007**

(51) **LOC (9) Cl.** ..... **08-05**

(52) **U.S. Cl.** ..... **D8/356**

(58) **Field of Classification Search** ..... D8/105,  
D8/107, 333, 349, 354, 356, 358, 367, 373,  
D8/382, 383, 394-396, 400; D23/261; D26/38;  
24/197, 561; 174/153 G, 650, 656; 242/400.1,  
242/405.1, 405.2, 600, 603, 916; 248/65,  
248/74.1-74.4, 201, 214, 215, 229.26, 302,  
248/304, 316.7, 316.8; 439/501, 535; 16/2.1;  
D13/147

See application file for complete search history.

(56) **References Cited**

U.S. PATENT DOCUMENTS

- 3,091,795 A \* 6/1963 Budwig ..... 16/2.1
- 3,229,939 A \* 1/1966 Hubbard ..... 248/27.1
- D254,928 S \* 5/1980 Mathis ..... D23/261
- 4,244,484 A \* 1/1981 Guritz et al. .... 220/3.7
- D278,594 S \* 4/1985 Lye ..... D8/25
- 4,869,454 A \* 9/1989 Byrne et al. .... 248/610
- 4,928,349 A \* 5/1990 Oikawa et al. .... 174/153 G
- D318,412 S \* 7/1991 Williams ..... D8/356
- D324,488 S \* 3/1992 Fujimoto ..... D8/356
- D327,246 S \* 6/1992 Beckerer, Jr. .... D12/317
- 5,291,621 A \* 3/1994 Mathis ..... 4/541.4
- 5,353,472 A \* 10/1994 Benda et al. .... 16/2.2
- D355,113 S \* 2/1995 Shimajiri ..... D8/382
- D360,820 S \* 8/1995 Haase ..... D8/356
- D362,176 S \* 9/1995 Solbeck ..... D8/382
- D363,769 S \* 10/1995 Phillips et al. .... D23/261
- 5,836,048 A \* 11/1998 Rossman et al. .... 16/2.2
- 5,927,725 A \* 7/1999 Tabata et al. .... 277/607
- D443,811 S \* 6/2001 Tisbo ..... D8/356
- D464,562 S \* 10/2002 Reiter ..... D8/382

- D468,190 S \* 1/2003 Kennedy et al. .... D8/358
- 6,551,130 B2 \* 4/2003 Bonilla ..... 439/535
- 6,603,078 B2 \* 8/2003 Okuhara et al. .... 174/153 G
- D484,779 S \* 1/2004 Shibuya ..... D8/382
- D500,245 S \* 12/2004 Okada ..... D8/382
- 6,854,664 B2 \* 2/2005 Smith ..... 239/205
- 6,895,634 B2 \* 5/2005 Tisbo ..... 16/2.1
- D517,900 S \* 3/2006 Goldenberg et al. .... D8/354
- 7,124,468 B2 \* 10/2006 Mockett ..... 16/2.1
- 7,211,744 B2 \* 5/2007 Jorgensen ..... 174/668
- D545,663 S \* 7/2007 Sato ..... D8/310
- D550,144 S \* 9/2007 Hord et al. .... D12/317
- 2003/0109172 A1 \* 6/2003 Foden et al. .... 439/535
- 2006/0258195 A1 \* 11/2006 Schwartz et al. .... 439/131
- 2007/0289770 A1 \* 12/2007 Koike ..... 174/153 G

FOREIGN PATENT DOCUMENTS

- JP D1076124 6/2000
- JP D1076125 6/2000
- JP D1076992 7/2000
- JP D1278194 8/2006

\* cited by examiner

*Primary Examiner*—T. Chase Nelson

*Assistant Examiner*—Karen Acker

(74) *Attorney, Agent, or Firm*—Bryan Cave LLP

(57) **CLAIM**

The ornamental design for a grommet hub, as shown and described.

**DESCRIPTION**

FIG. 1 is a front side view of the grommet hub;

FIG. 2 is a left side view thereof;

FIG. 3 is a right side view thereof;

FIG. 4 is a top side view thereof;

FIG. 5 is a bottom side view thereof;

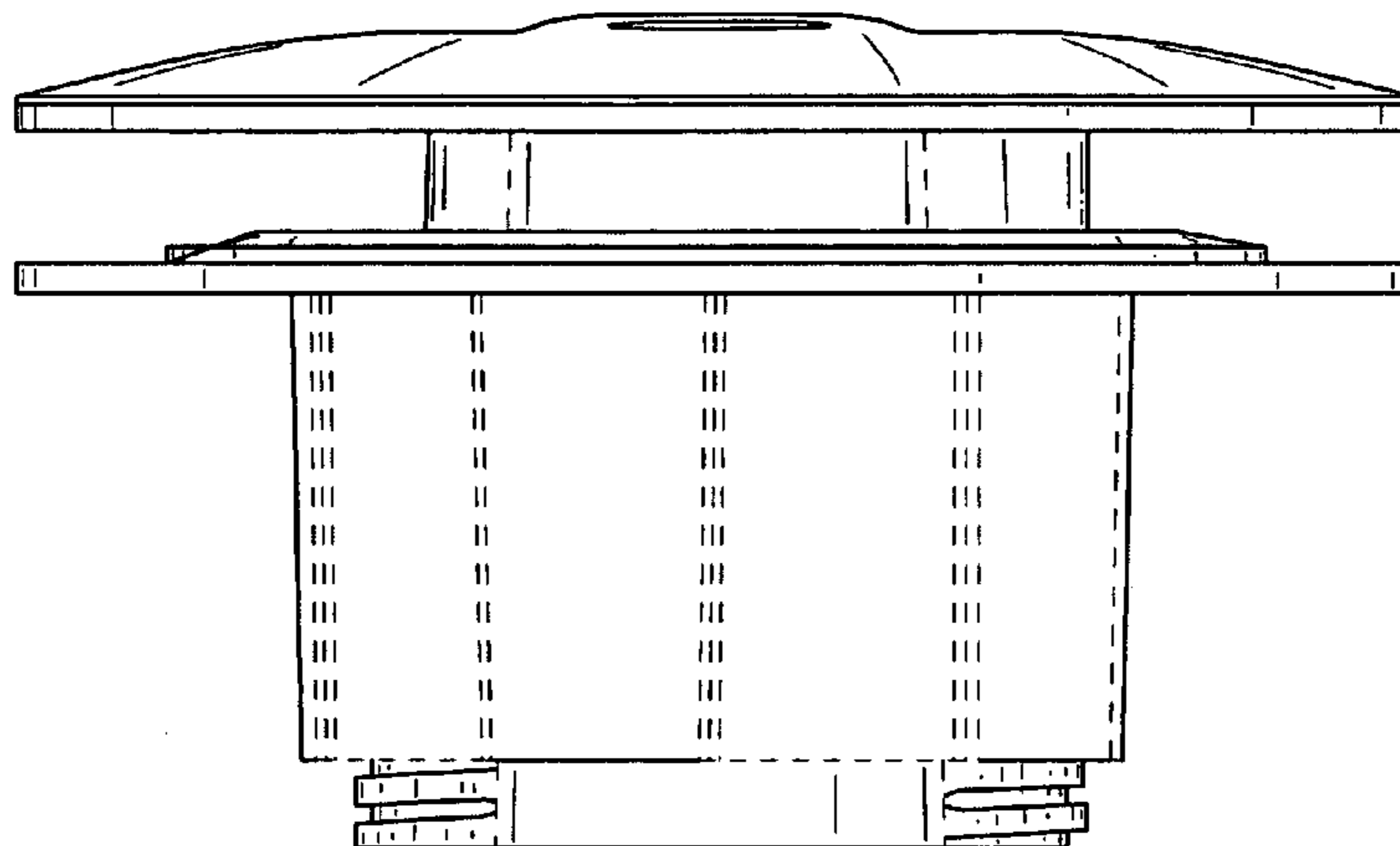
FIG. 6 is a rear view thereof;

FIG. 7 is a top isometric view thereof; and,

FIG. 8 is a bottom isometric view thereof.

The broken lines represent the portions of the design that form no part of the claimed design.

**1 Claim, 8 Drawing Sheets**



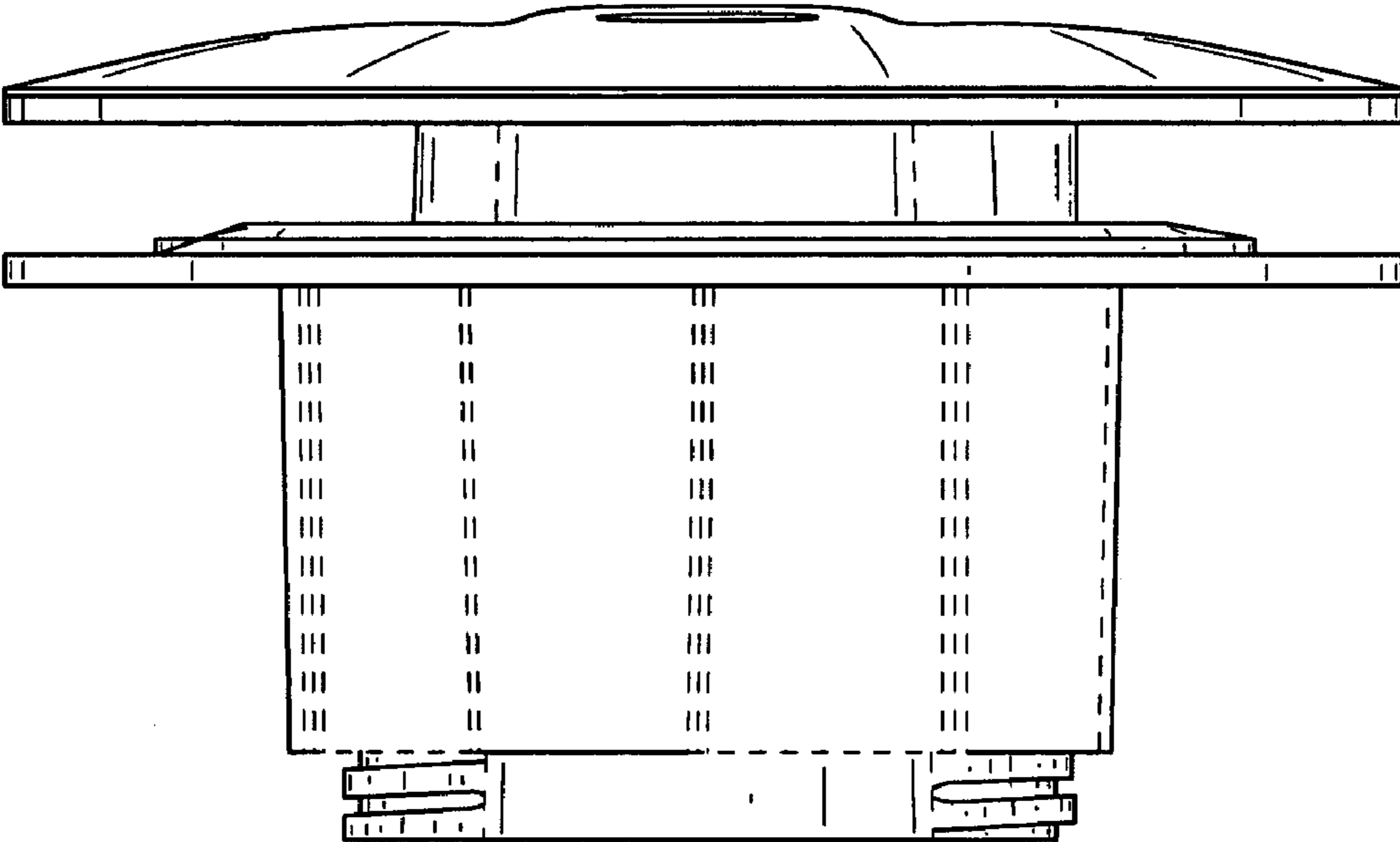


FIG.1

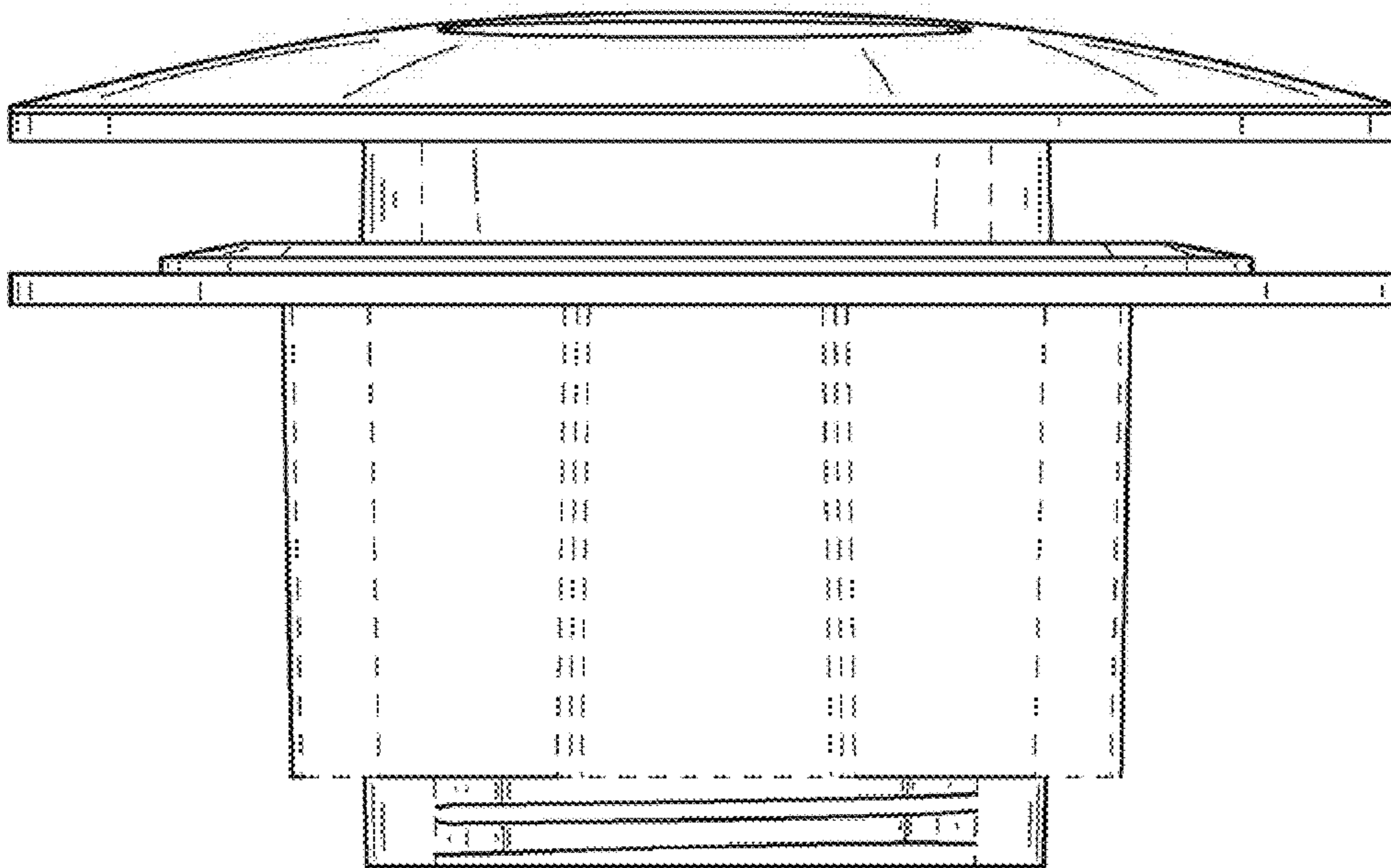


FIG.2

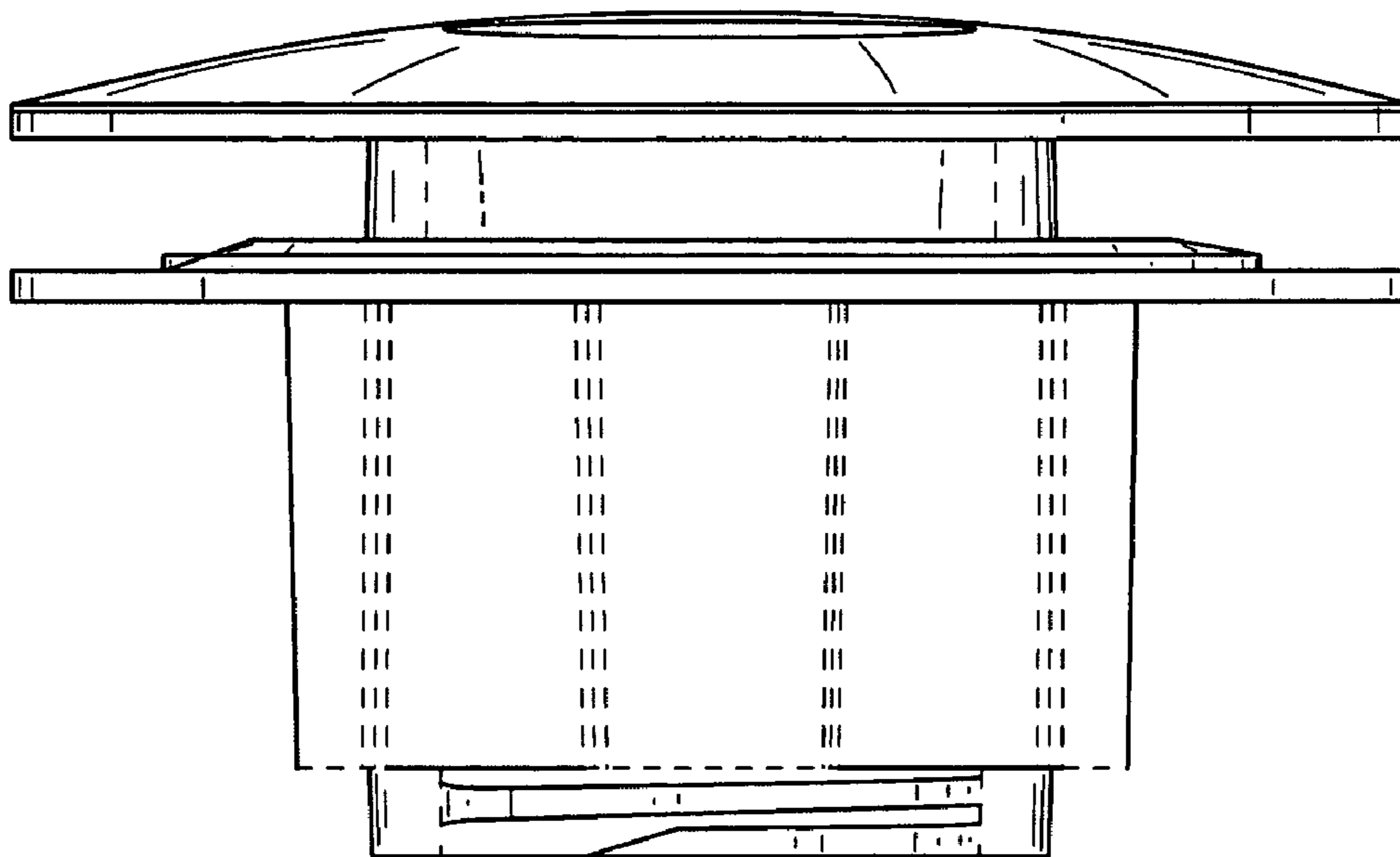


FIG.3

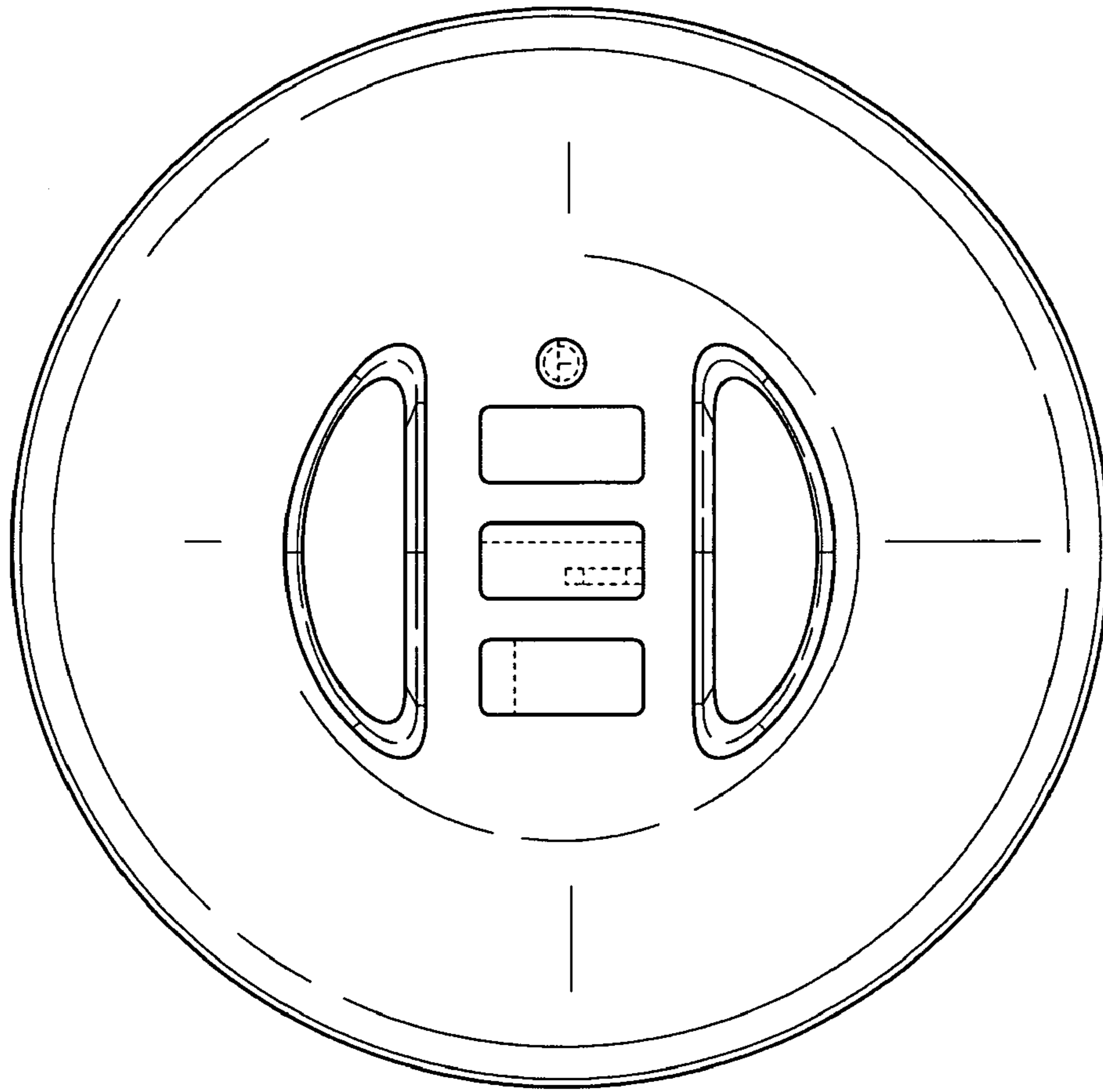


FIG.4

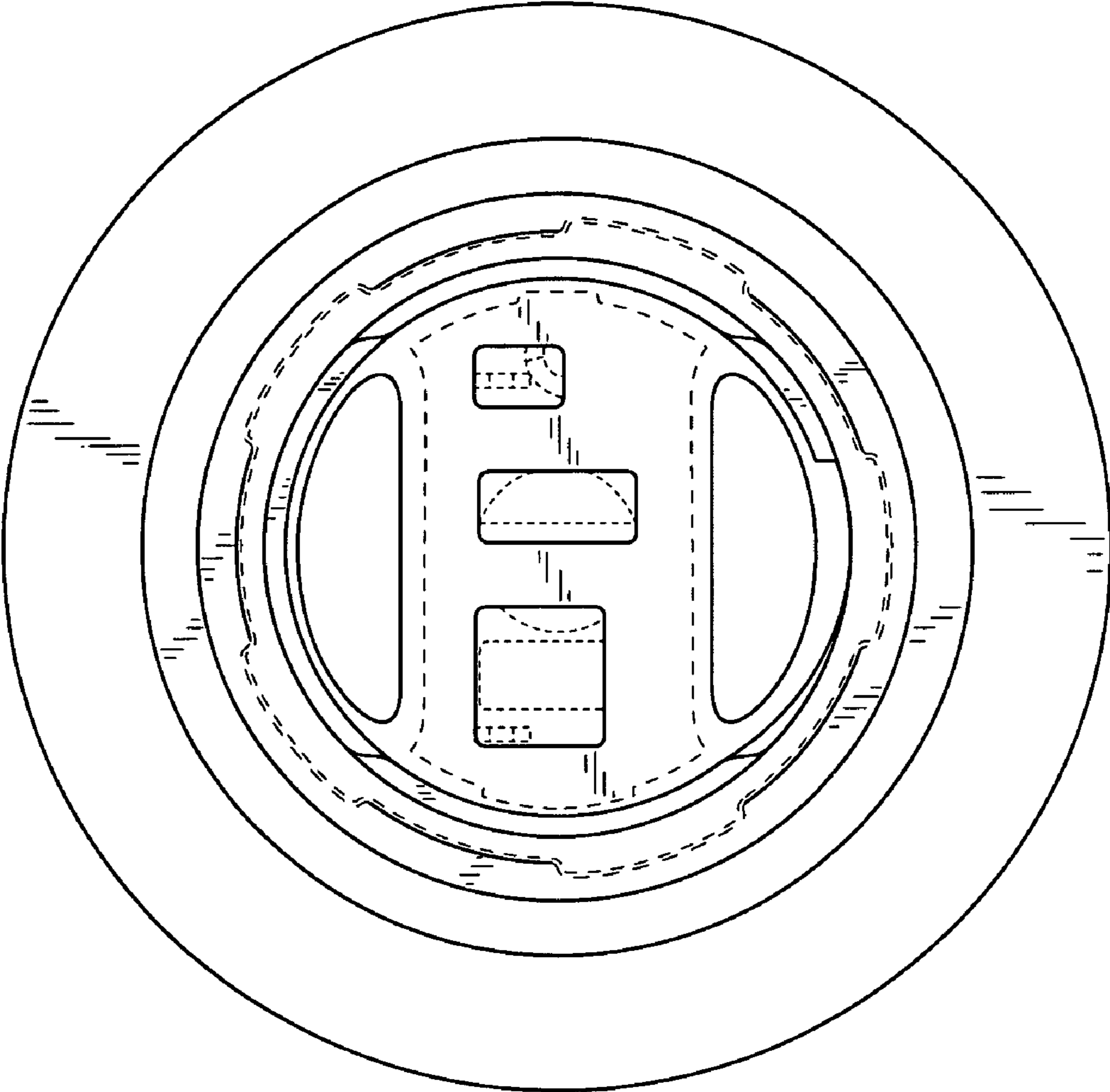


FIG.5

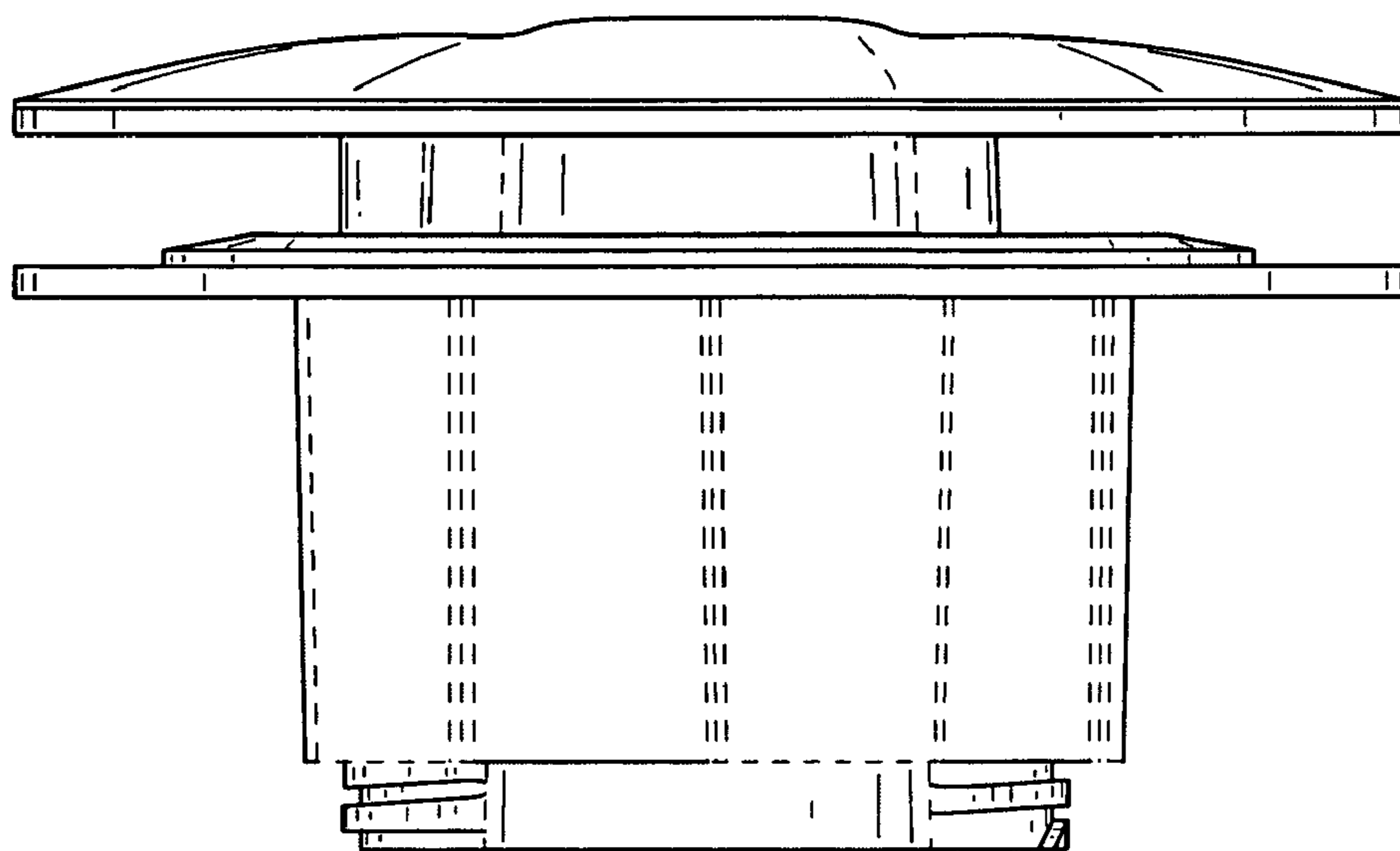


FIG.6



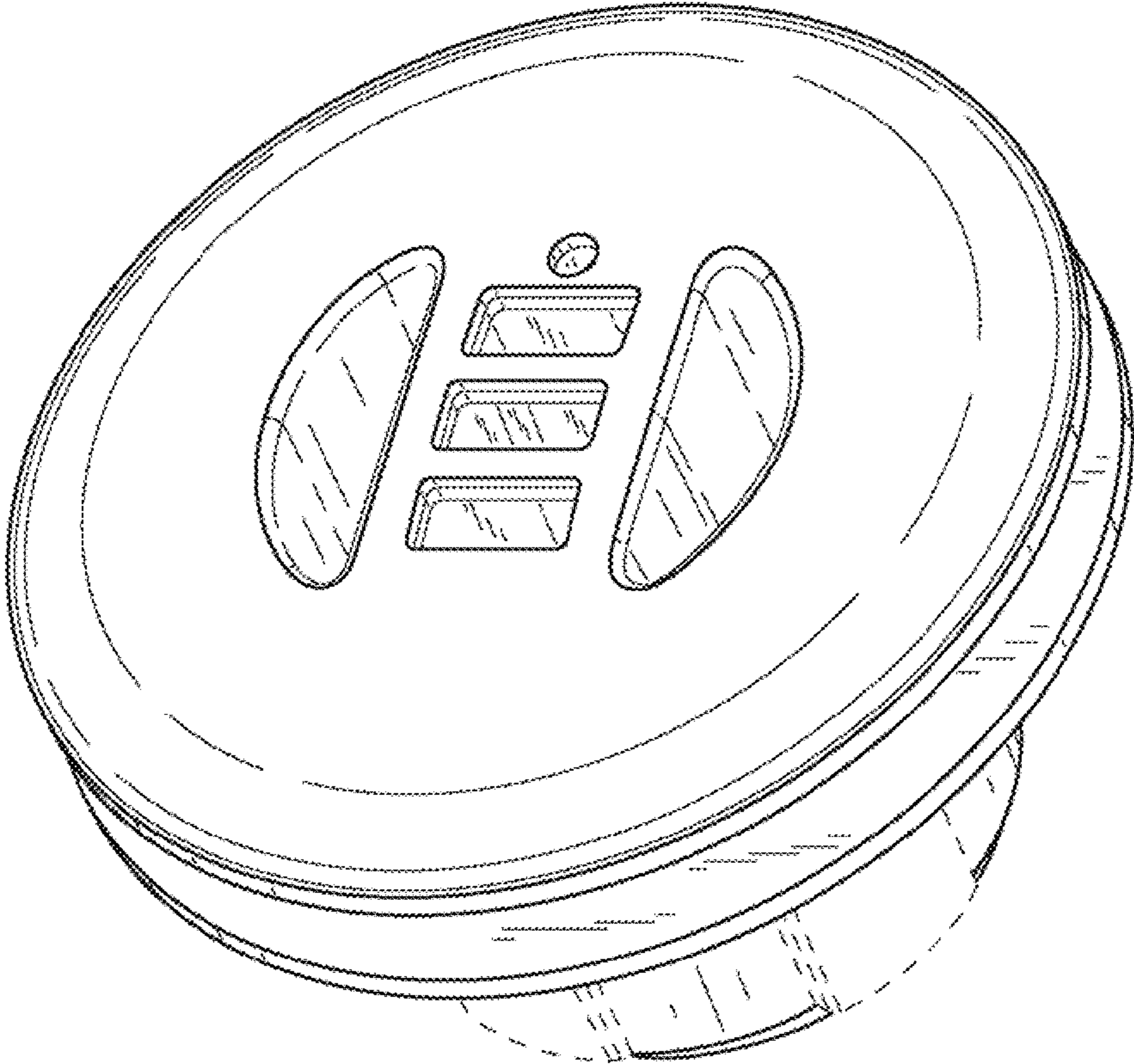


FIG.7






FIG.8