



US00D588439S

(12) **United States Design Patent**
Lin et al.

(10) **Patent No.:** **US D588,439 S**
(45) **Date of Patent:** **** Mar. 17, 2009**

(54) **ESCUTCHEON**

(75) Inventors: **Chen-Ming Lin**, Chiayi County (TW);
Tung-Yi Ho, Chiayi County (TW)

(73) Assignee: **Tong Lung Metal Industry Co., Ltd.**,
Chia-Yi (TW)

(**) Term: **14 Years**

(21) Appl. No.: **29/304,901**

(22) Filed: **Mar. 10, 2008**

(30) **Foreign Application Priority Data**

Sep. 11, 2007 (TW) 96305028

(51) **LOC (9) Cl.** **11-05**

(52) **U.S. Cl.** **D8/350; D8/330**

(58) **Field of Classification Search** D8/350-353,
D8/330, 331, 346, 302, 341, 343, 338; D23/254,
D23/259; 174/66; 292/357, DIG. 37; 70/271,
70/277, 278.1, 284, 278.4, 285, 450; 340/5.21,
340/5.54, 5.65, 5.73, 5.81, 585

See application file for complete search history.

(56) **References Cited**

U.S. PATENT DOCUMENTS

D271,374 S * 11/1983 Butts D8/353
D452,807 S * 1/2002 Gartner D8/330

D552,966 S * 10/2007 Roberts et al. D8/350
D552,967 S * 10/2007 Roberts et al. D8/350
D552,968 S * 10/2007 Roberts et al. D8/350
D553,953 S * 10/2007 Roberts et al. D8/350

* cited by examiner

Primary Examiner—Stella M Reid

Assistant Examiner—Mark A Goodwin

(74) *Attorney, Agent, or Firm*—Ladas & Parry LLP

(57) **CLAIM**

The ornamental design for escutcheon, as shown and described.

DESCRIPTION

FIG. 1 is a perspective view of an escutcheon showing our new design;

FIG. 2 is a front elevational view thereof;

FIG. 3 is a rear elevational view thereof;

FIG. 4 is a left side elevational view thereof;

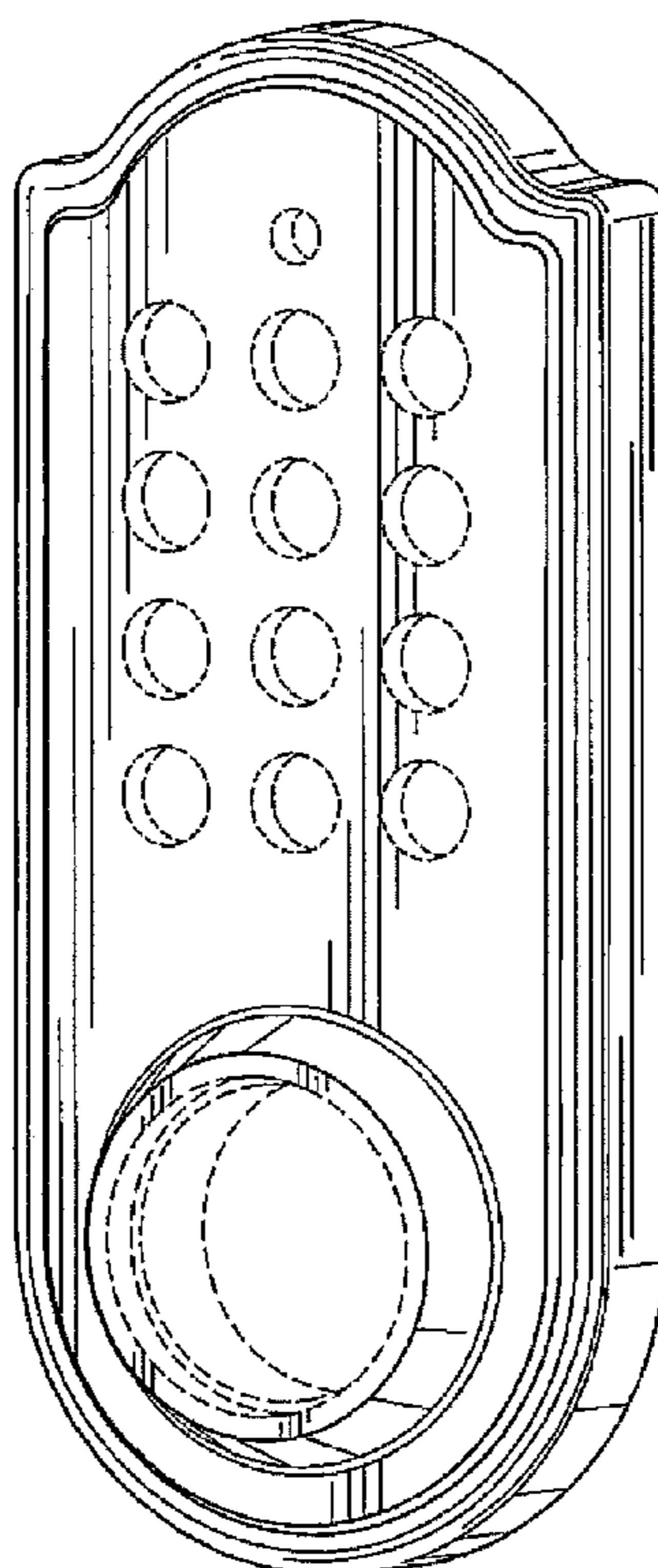
FIG. 5 is a right side elevational view thereof;

FIG. 6 is a top plan view thereof; and,

FIG. 7 is a bottom plan view thereof.

The portions shown in dashed lines in FIGS. 1, 2 and 7 do not form part of the design.

1 Claim, 4 Drawing Sheets



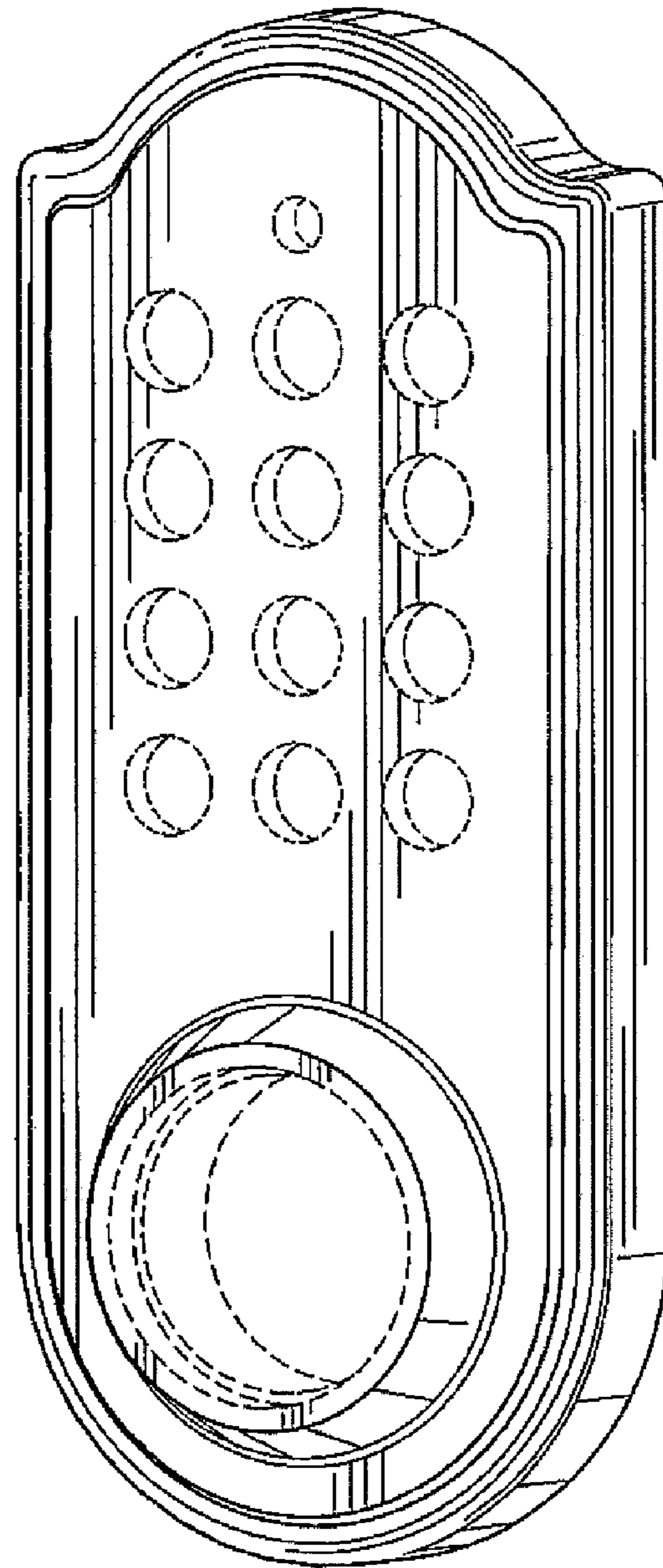


FIG. 1

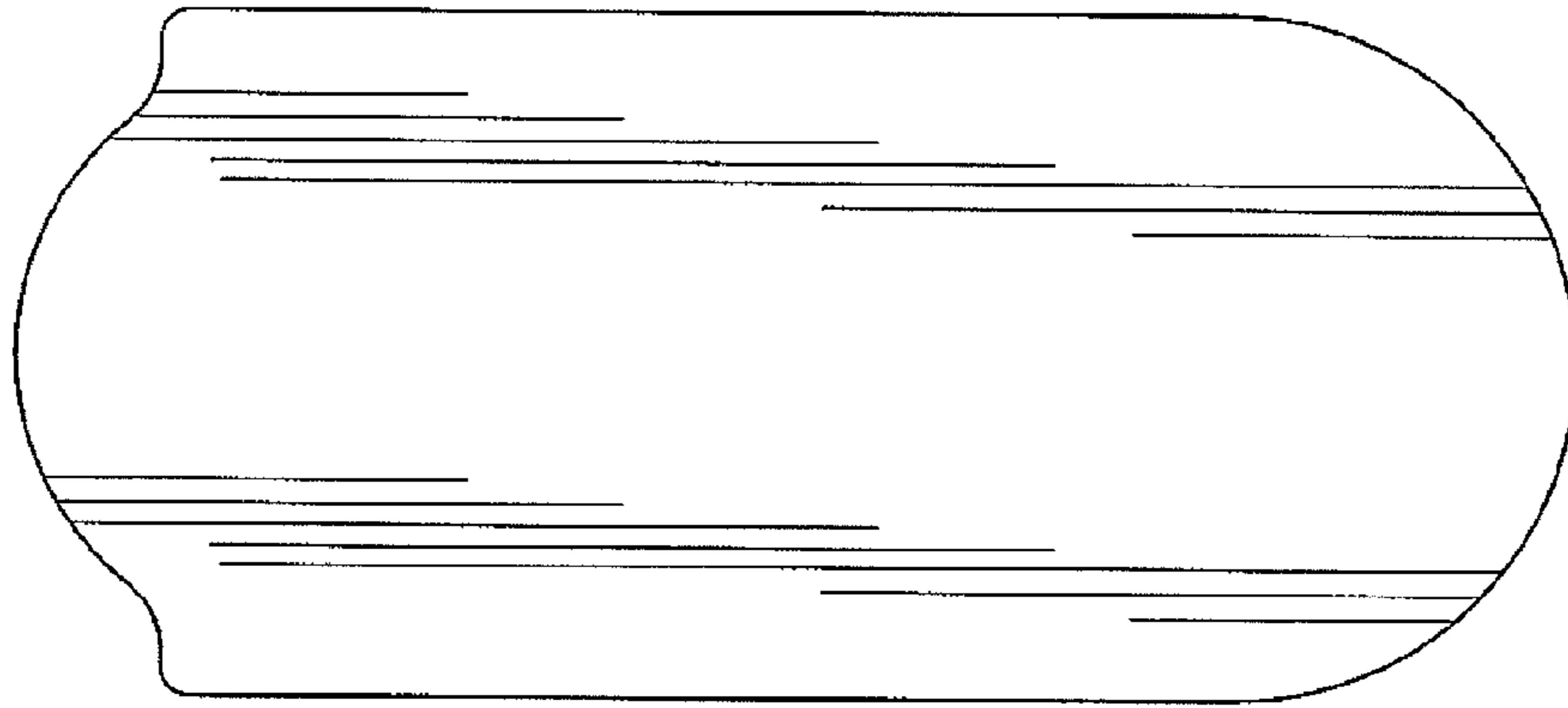


FIG. 3

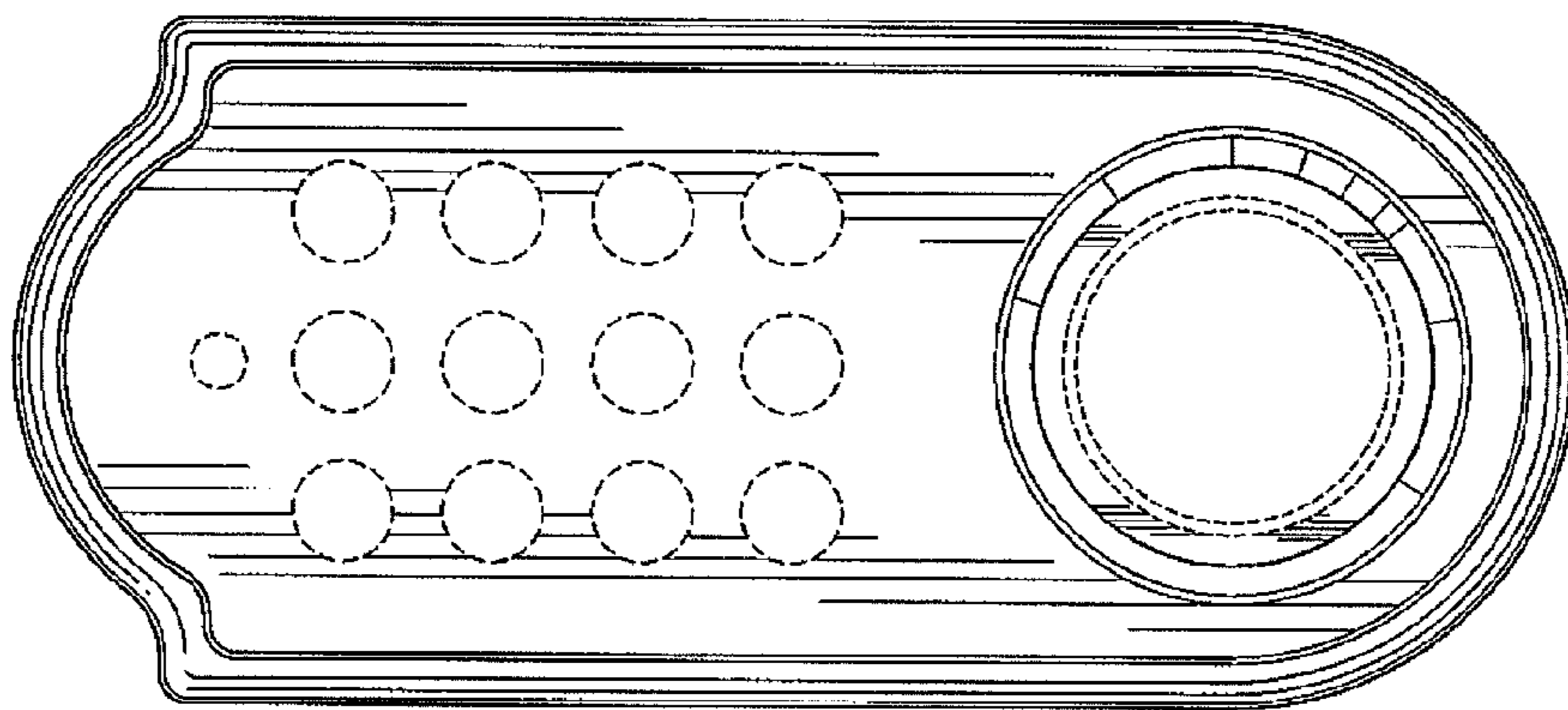


FIG. 2




FIG. 5




FIG. 4

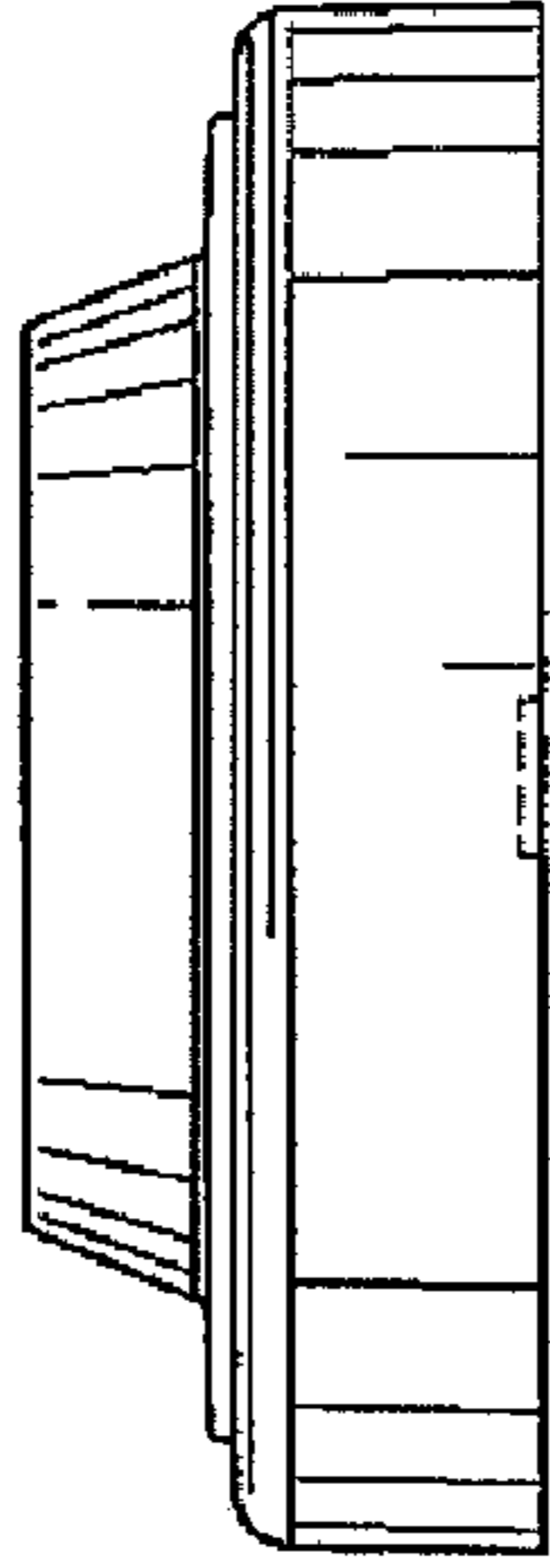


FIG. 6

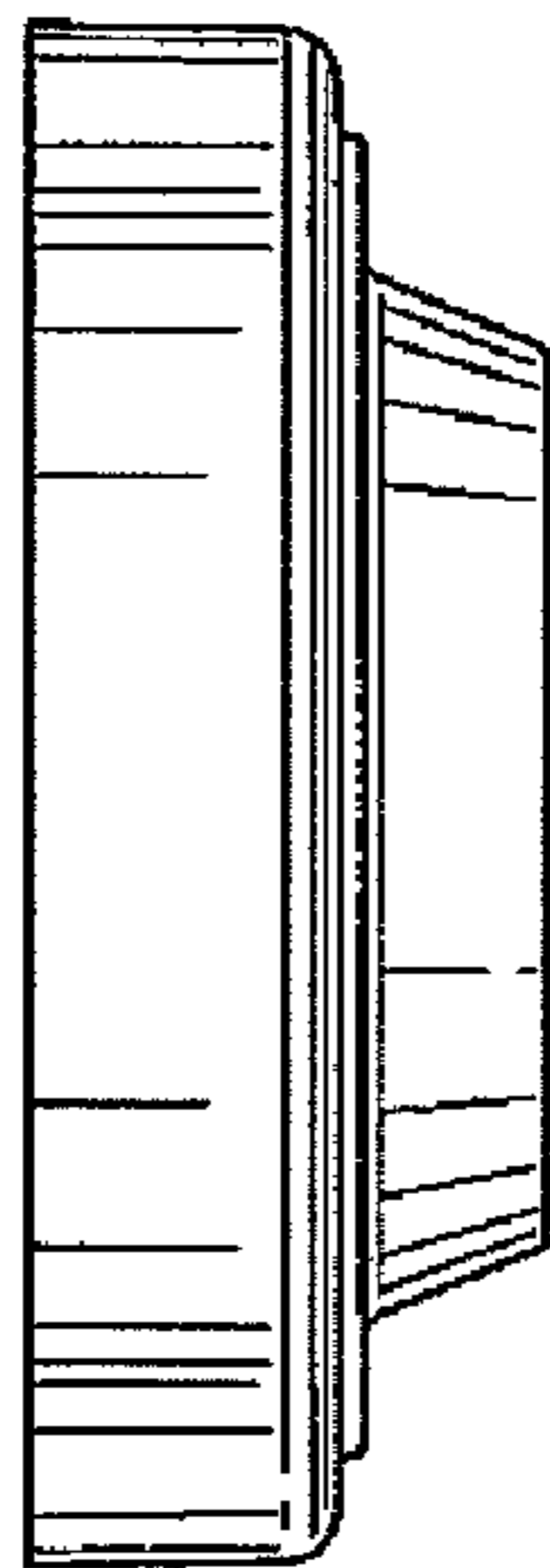


FIG. 7