



US00D588430S

(12) **United States Design Patent**  
**Misaki**

(10) **Patent No.:** **US D588,430 S**  
(45) **Date of Patent:** **\*\* Mar. 17, 2009**

(54) **PORTION OF A PORTABLE ELECTRIC DRIVER**

(75) Inventor: **Shingo Misaki, Anjo (JP)**

(73) Assignee: **Makita Corporation, Anjo (JP)**

(\*\*) Term: **14 Years**

(21) Appl. No.: **29/309,347**

(22) Filed: **Jul. 29, 2008**

(30) **Foreign Application Priority Data**

Feb. 15, 2008 (JP) ..... 2008-003301

(51) **LOC (9) Cl.** ..... **08-01**

(52) **U.S. Cl.** ..... **D8/70; D8/68**

(58) **Field of Classification Search** ..... D8/61-70;  
81/57.11, 429, 454-456, 469, 489; 173/13,  
173/104, 114, 167-173, 178, 201, 211, 213,  
173/217; 227/8, 113, 114, 120, 130, 136,  
227/142; 310/50; 408/20, 124, 125, 234,  
408/241 R; 451/358

See application file for complete search history.

(56) **References Cited**

**U.S. PATENT DOCUMENTS**

D426,125 S 6/2000 Hayakawa et al.  
D439,123 S \* 3/2001 Sakai et al. .... D8/68  
D486,049 S \* 2/2004 Sugiura et al. .... D8/68  
D531,874 S \* 11/2006 Wu ..... D8/68

D533,419 S \* 12/2006 Aglassinger ..... D8/68  
D540,135 S \* 4/2007 Okuda ..... D8/68  
D563,185 S \* 3/2008 Concari ..... D8/68  
D566,506 S \* 4/2008 Aglassinger ..... D8/68  
D567,614 S \* 4/2008 Okuda ..... D8/68  
2007/0125565 A1 \* 6/2007 Etter et al. .... 173/170  
2008/0185993 A1 \* 8/2008 Johnson et al. .... 173/217

\* cited by examiner

*Primary Examiner*—Antoine D Davis

(74) *Attorney, Agent, or Firm*—Oliff & Berridge, PLC

(57) **CLAIM**

The ornamental design for a portion of a portable electric driver, as shown and described.

**DESCRIPTION**

FIG. 1 is a perspective view of a portion of a portable electric driver showing our new design;

FIG. 2 is a front elevation view thereof;

FIG. 3 is a rear elevation view thereof;

FIG. 4 is a left side elevation view thereof;

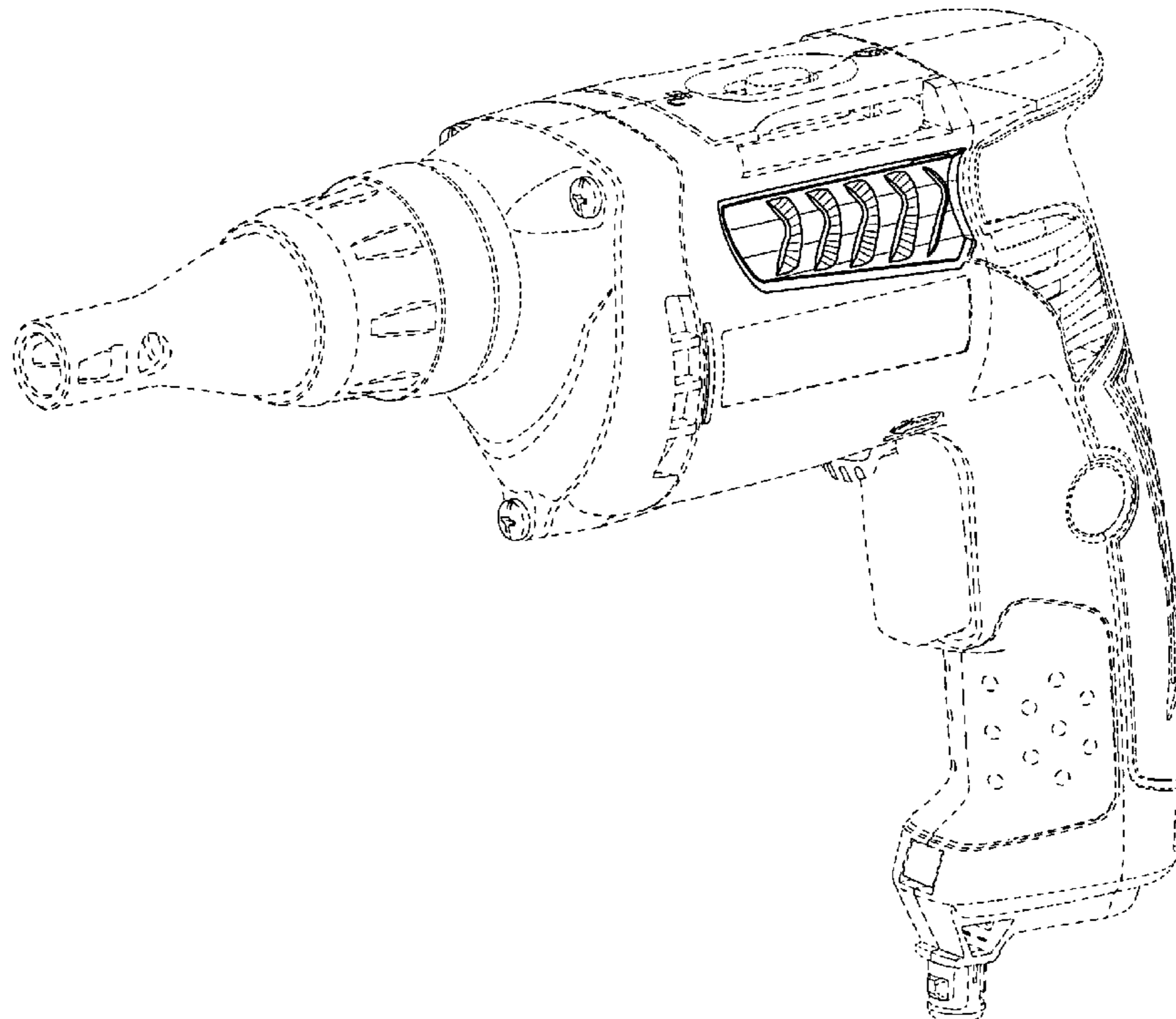
FIG. 5 is a right side elevation view thereof;

FIG. 6 is a top plan view thereof; and,

FIG. 7 is a bottom plan view thereof.

The broken line showing of structural features is included for the purpose of illustrating non-claimed subject matter and forms no part of the claimed design.

**1 Claim, 5 Drawing Sheets**



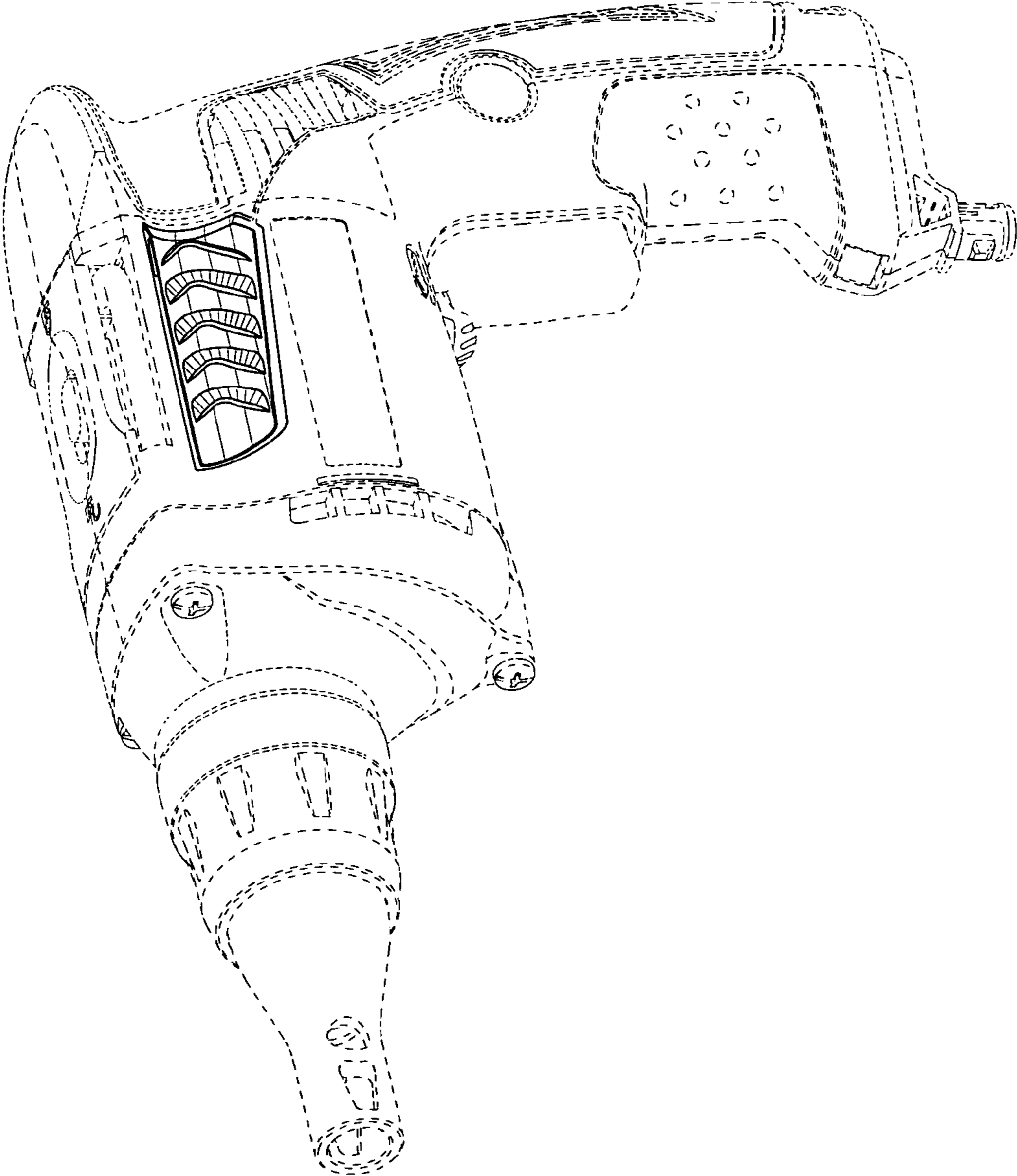


FIG. 1

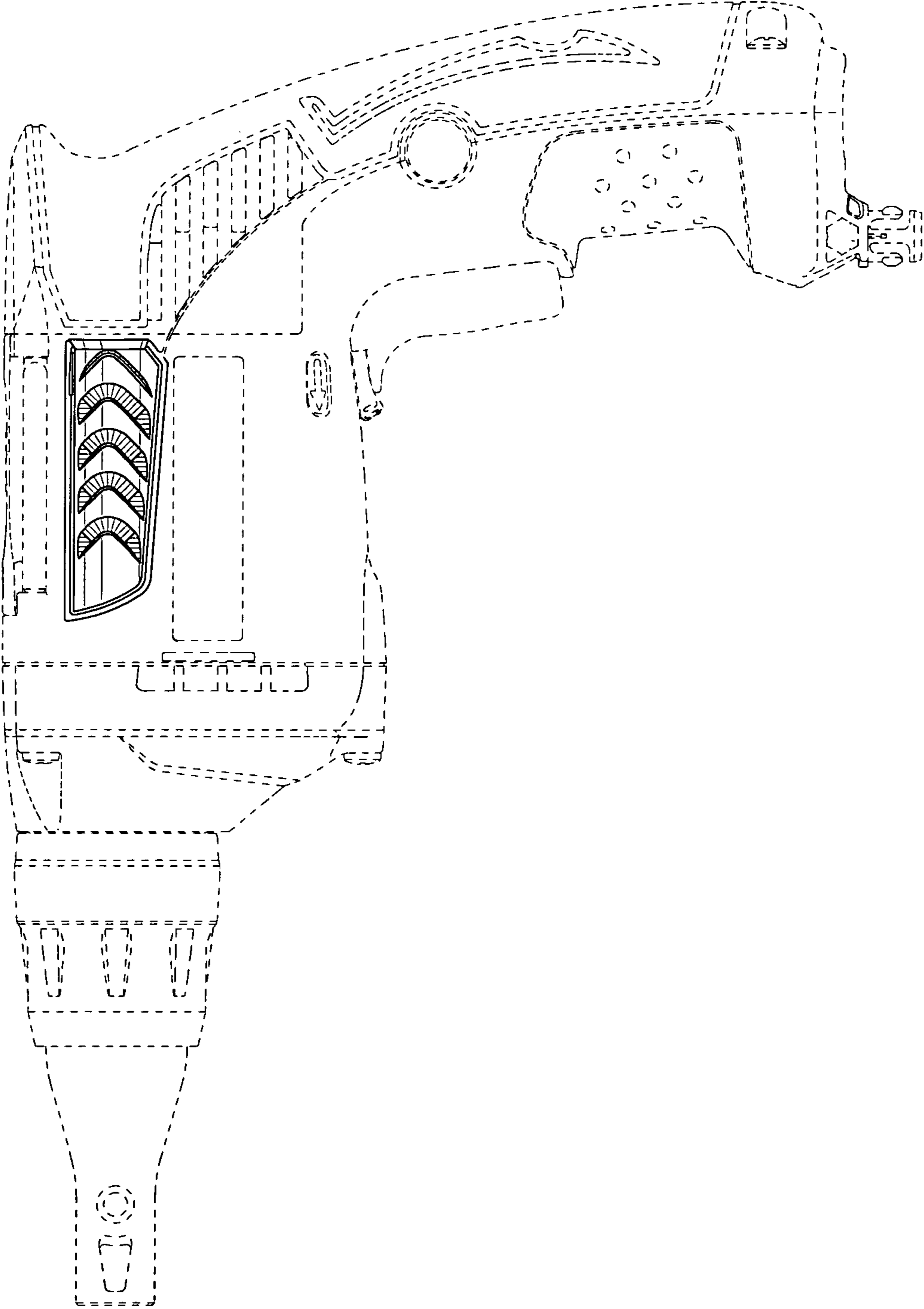


FIG. 2




FIG. 3

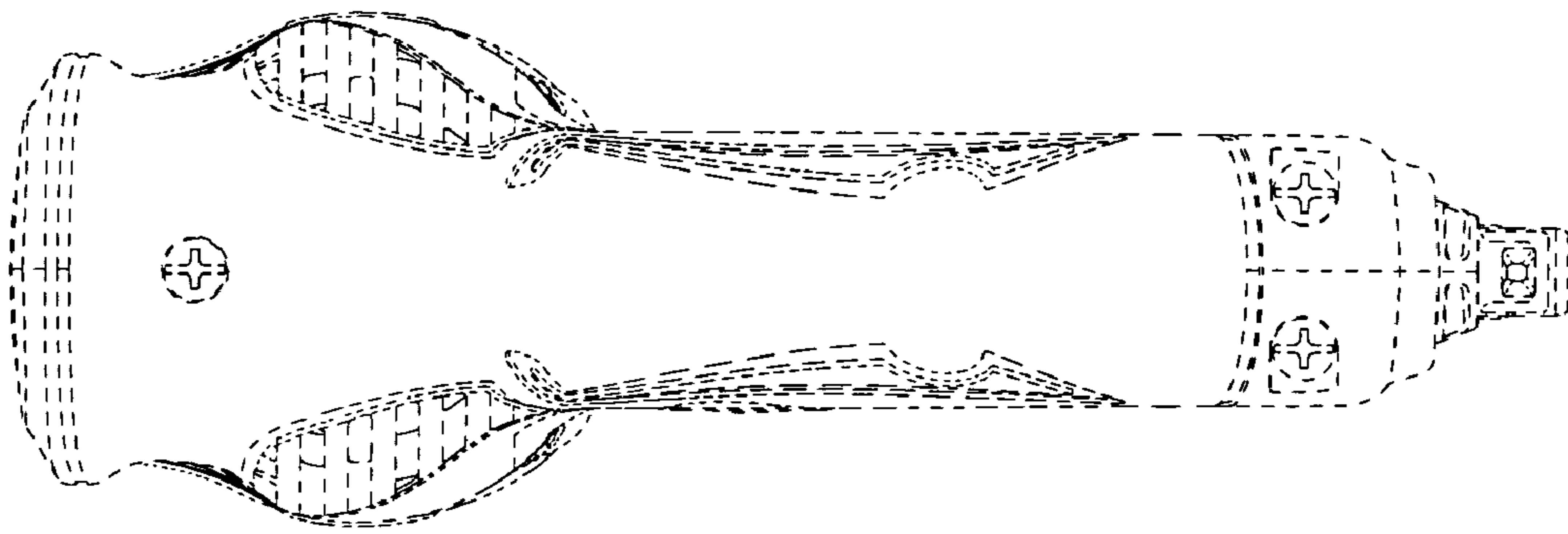


FIG. 5

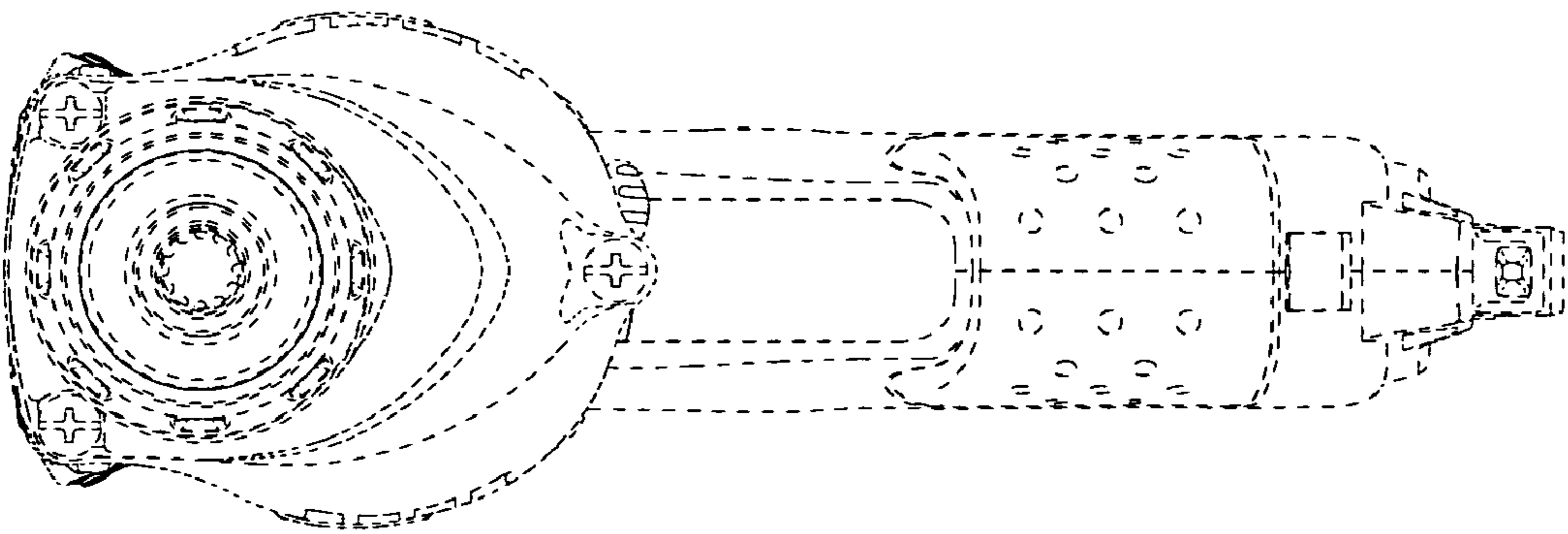


FIG. 4

FIG. 6

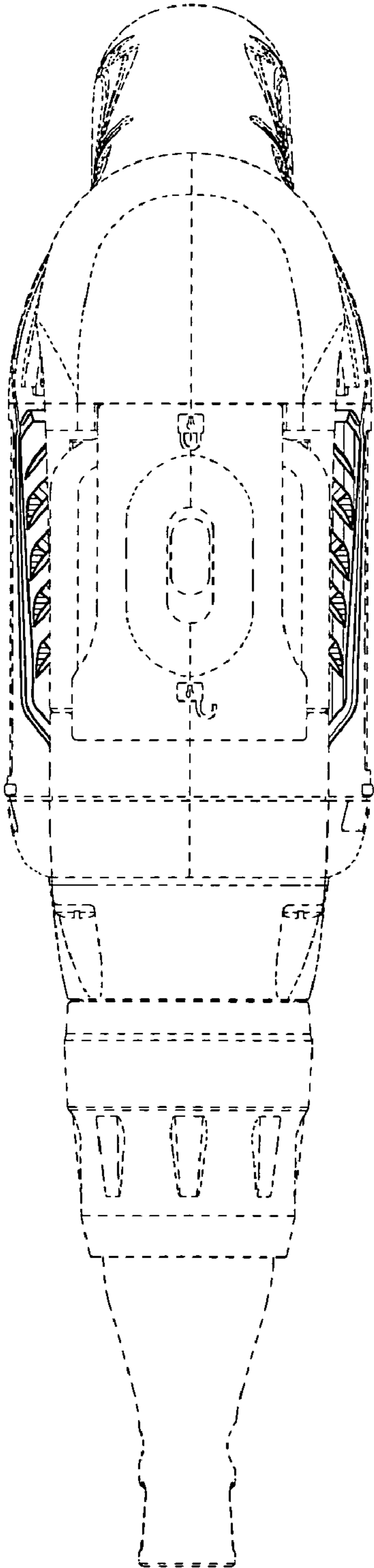


FIG. 7

