



US00D588427S

(12) **United States Design Patent**  
**Manak**

(10) **Patent No.:** **US D588,427 S**

(45) **Date of Patent:** **\*\* Mar. 17, 2009**

(54) **PLASTIC BLIND RIVETER TOOL**

(76) Inventor: **Jan Manak**, 11167 Lantern Rd., Fishers,  
IN (US) 46038

(\*\*) Term: **14 Years**

(21) Appl. No.: **29/282,266**

(22) Filed: **Jul. 16, 2007**

(51) **LOC (9) Cl.** ..... **08-05**

(52) **U.S. Cl.** ..... **D8/51**

(58) **Field of Classification Search** ..... D8/1,  
D8/4, 5, 14, 44, 51-57, 60, 71, 105-107;  
29/243.521-243.529, 243.53-243.55, 524.1,  
29/268; 72/391.4, 391.6, 409.01, 409.07,  
72/409.1, 453.17

See application file for complete search history.

(56) **References Cited**

**U.S. PATENT DOCUMENTS**

D189,780	S	*	2/1961	Magarian	.....	D8/54
D196,140	S	*	8/1963	Pickford	.....	D8/51
D201,832	S	*	8/1965	Fuller	.....	D8/51
3,596,496	A	*	8/1971	La Pointe	.....	29/243.521
4,344,311	A	*	8/1982	Inoue	.....	29/243.528
4,347,729	A	*	9/1982	Mitani	.....	29/243.528
4,520,648	A		6/1985	Gregory		
D289,883	S	*	5/1987	Penaluna	.....	D8/52
5,361,474	A	*	11/1994	Yang	.....	29/243.528
5,437,085	A	*	8/1995	Liu	.....	29/243.521

D407,615	S	*	4/1999	Cerulo et al.	.....	D8/51
6,115,900	A		9/2000	Cerulo et al.		
7,377,017	B1	*	5/2008	Manak	.....	29/243.521

\* cited by examiner

*Primary Examiner*—Cathron C Brooks

*Assistant Examiner*—Deanna Fluegeman

(74) *Attorney, Agent, or Firm*—Woodard, Emhardt, Moriarty,  
McNett & Henry LLP

(57) **CLAIM**

The ornamental design for a plastic blind riveter tool, as shown and described.

**DESCRIPTION**

FIG. 1 is a perspective view of a plastic blind riveter showing my new design;

FIG. 2 is an elevation view showing the open position of a plastic blind riveter of my new design.

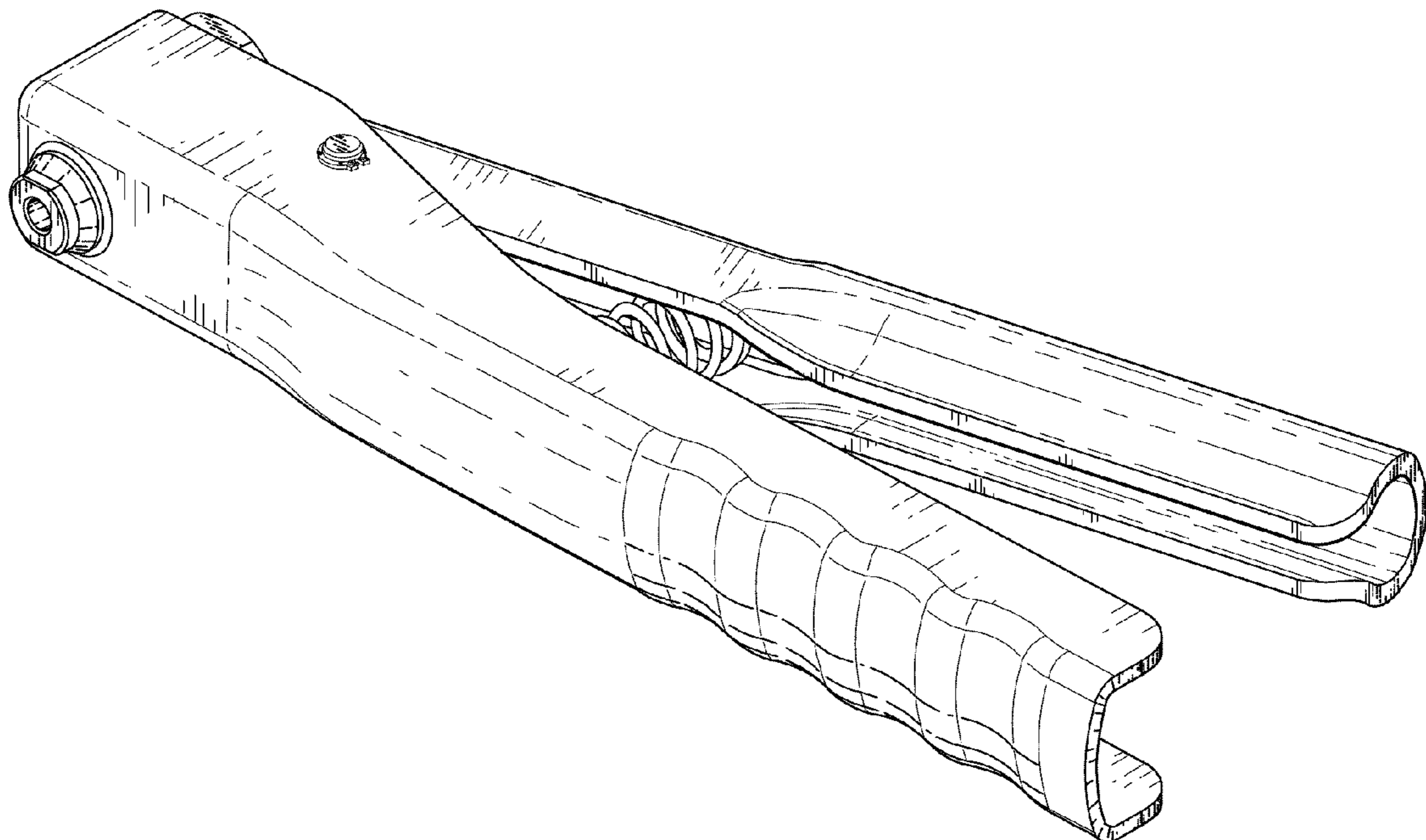
FIG. 3 is a top view of the the plastic blind riveter shown in FIG. 2.

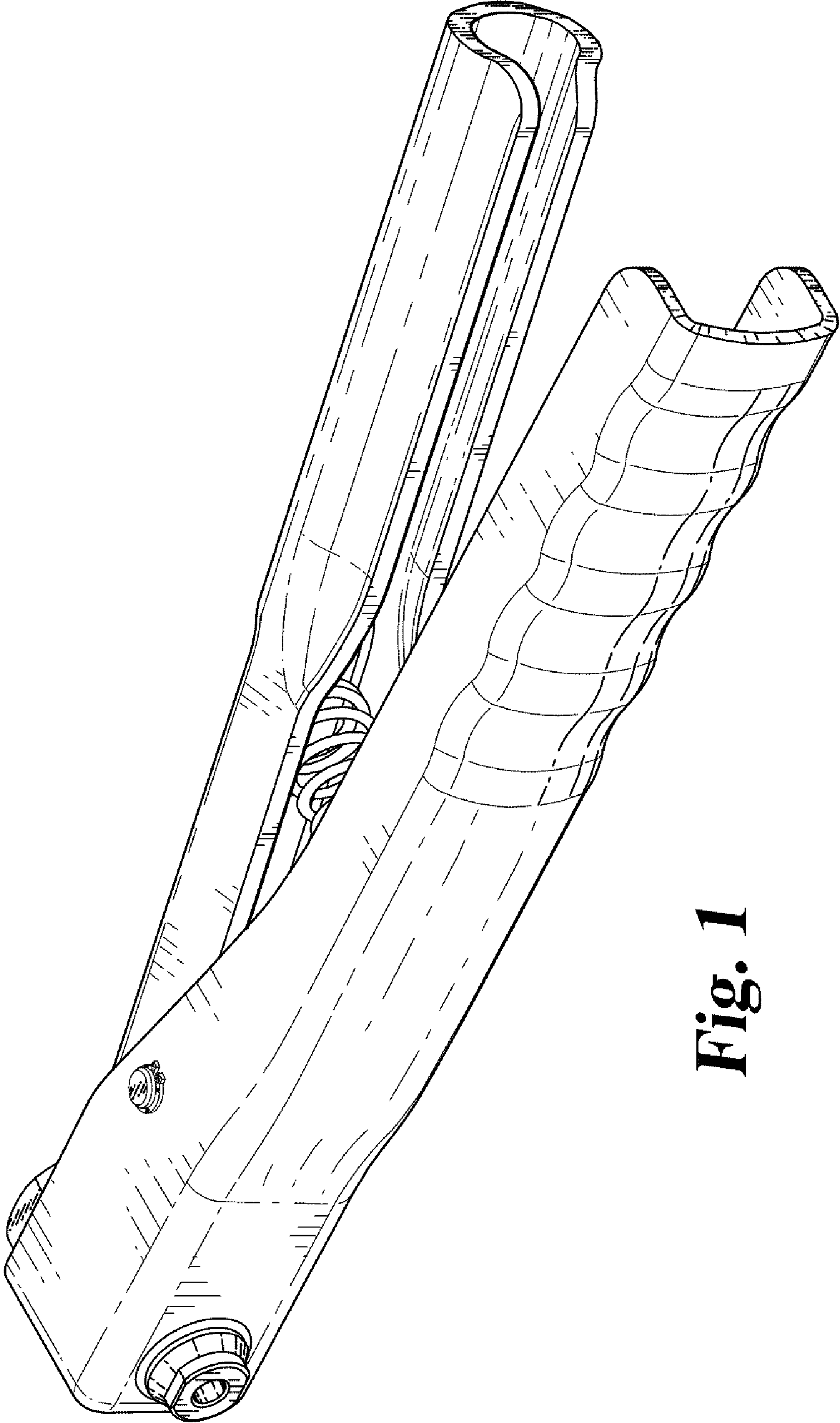
FIG. 4 is a bottom view of the the plastic blind riveter shown in FIG. 2.

FIG. 5 is a rear elevation view of the plastic blind riveter as seen from the left side of FIG. 2; and,

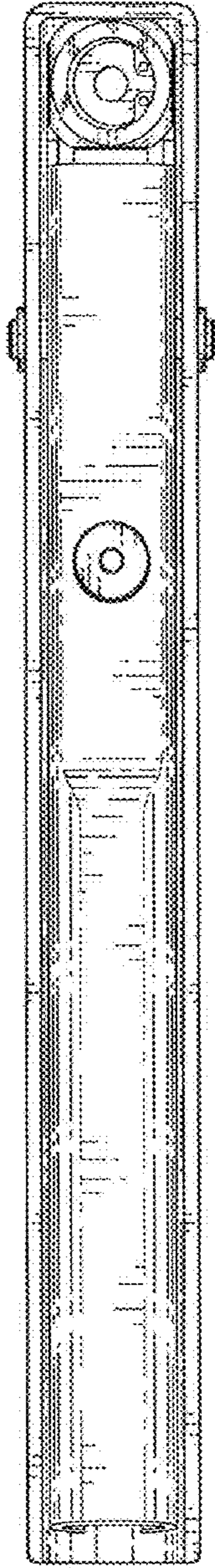
FIG. 6 is a front elevation view of the plastic blind riveter as seen from the right side of FIG. 2.

**1 Claim, 2 Drawing Sheets**

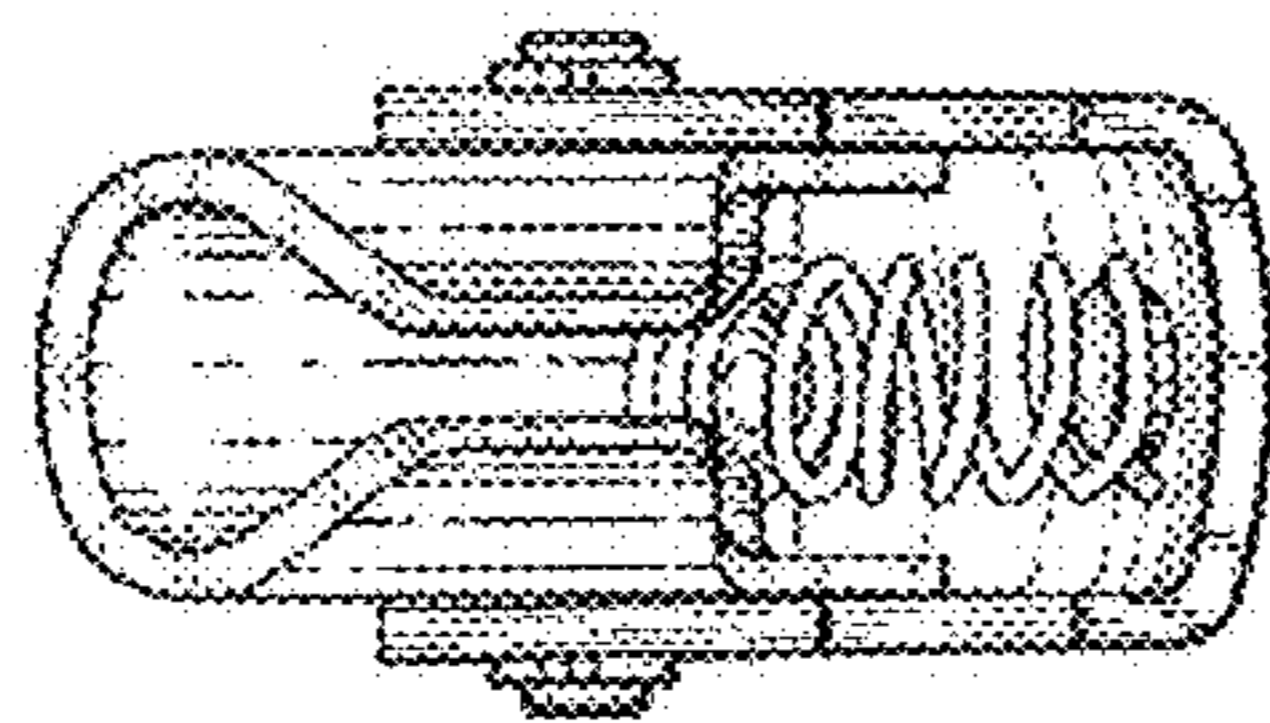




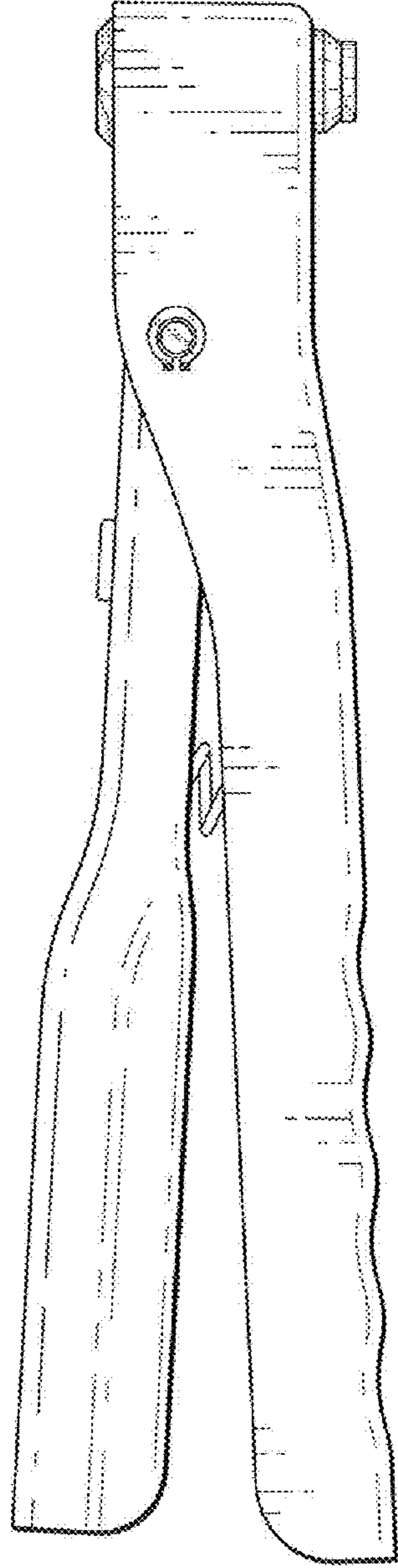
**Fig. 1**



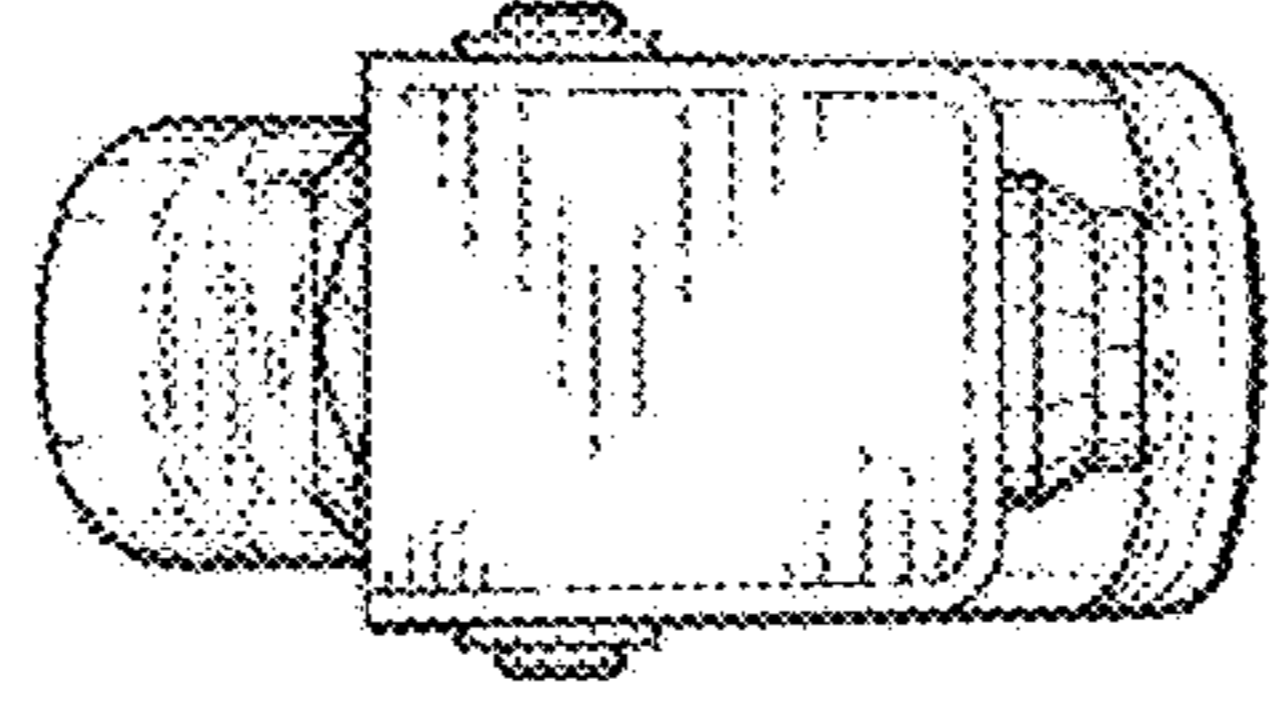
**Fig. 3**




**Fig. 5**



**Fig. 2**



**Fig. 6**



**Fig. 4**