



US00D588424S

(12) **United States Design Patent**  
**Baker**

(10) **Patent No.:** **US D588,424 S**

(45) **Date of Patent:** **\*\* Mar. 17, 2009**

(54) **BULB AUGER**

(75) Inventor: **Bruce Baker**, Ann Arbor, MI (US)

(73) Assignee: **Radius Garden LLC**, Ann Arbor, MI (US)

(\*\*) Term: **14 Years**

(21) Appl. No.: **29/277,931**

(22) Filed: **Mar. 14, 2007**

(51) **LOC (9) Cl.** ..... **08-01**

(52) **U.S. Cl.** ..... **D8/7**

(58) **Field of Classification Search** ..... D8/1,  
D8/7, 10; 294/49, 54.5; 172/22; 52/158  
See application file for complete search history.

(56) **References Cited**

U.S. PATENT DOCUMENTS

D23,072	S	*	2/1894	Gibbs	.....	D8/7
1,762,718	A		6/1930	Hervey		
D89,682	S	*	4/1933	Croasdale	.....	D8/7
2,028,483	A	*	1/1936	Yahres	.....	294/50.6
2,843,359	A		7/1958	Franz et al.		
3,945,065	A		3/1976	Dushku et al.		
4,786,095	A		11/1988	Dumont et al.		
D306,247	S	*	2/1990	Shields	.....	D8/8
4,932,339	A	*	6/1990	List	.....	111/106
5,165,144	A		11/1992	Nisenbaum		
5,533,768	A		7/1996	Mitchell et al.		
D411,944	S	*	7/1999	Lanz	.....	D8/7

D423,889	S	*	5/2000	Heffner	.....	D8/1
6,662,879	B1	*	12/2003	Costa	.....	172/22
D487,010	S		2/2004	Marquardt et al.		
D511,947	S	*	11/2005	Green	.....	D8/7
D514,400	S	*	2/2006	Martin	.....	D8/7
D521,823	S	*	5/2006	Demar et al.	.....	D8/7
7,198,113	B1	*	4/2007	Schoppe	.....	172/22
D569,697	S	*	5/2008	Baker	.....	D8/10
D569,698	S	*	5/2008	Baker	.....	D8/10
D570,653	S	*	6/2008	Baker	.....	D8/10
D570,654	S	*	6/2008	Baker	.....	D8/10

\* cited by examiner

*Primary Examiner*—Holly H Baynham

*Assistant Examiner*—Sheryl Lane

(74) *Attorney, Agent, or Firm*—Gifford, Krass, Sprinkle, Anderson & Citkowski, P.C.

(57) **CLAIM**

The ornamental design for a bulb auger, as shown and described.

**DESCRIPTION**

FIG. 1 is an oblique view of the invention;

FIG. 2 is a front view of the invention;

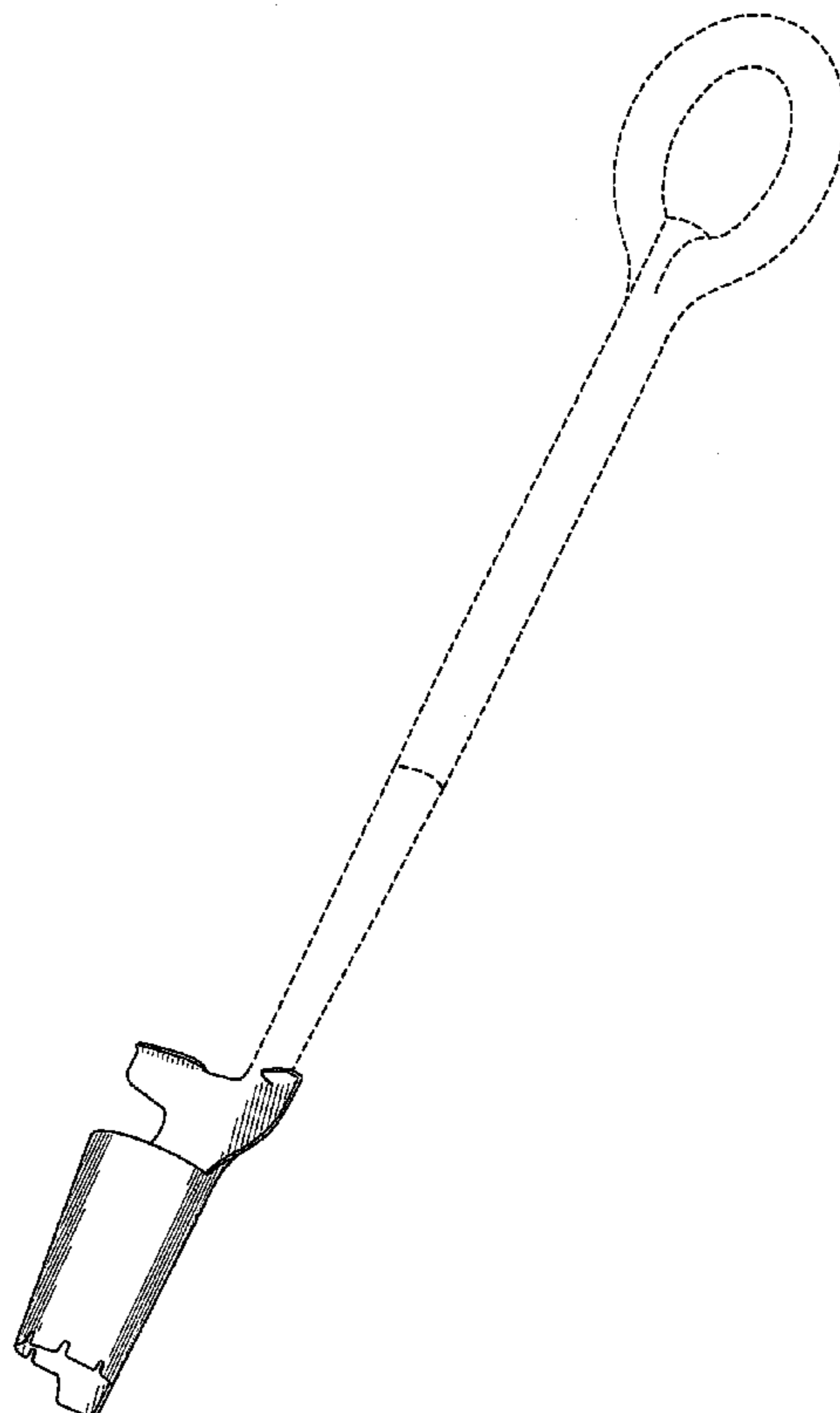
FIG. 3 is a rear view of the invention;

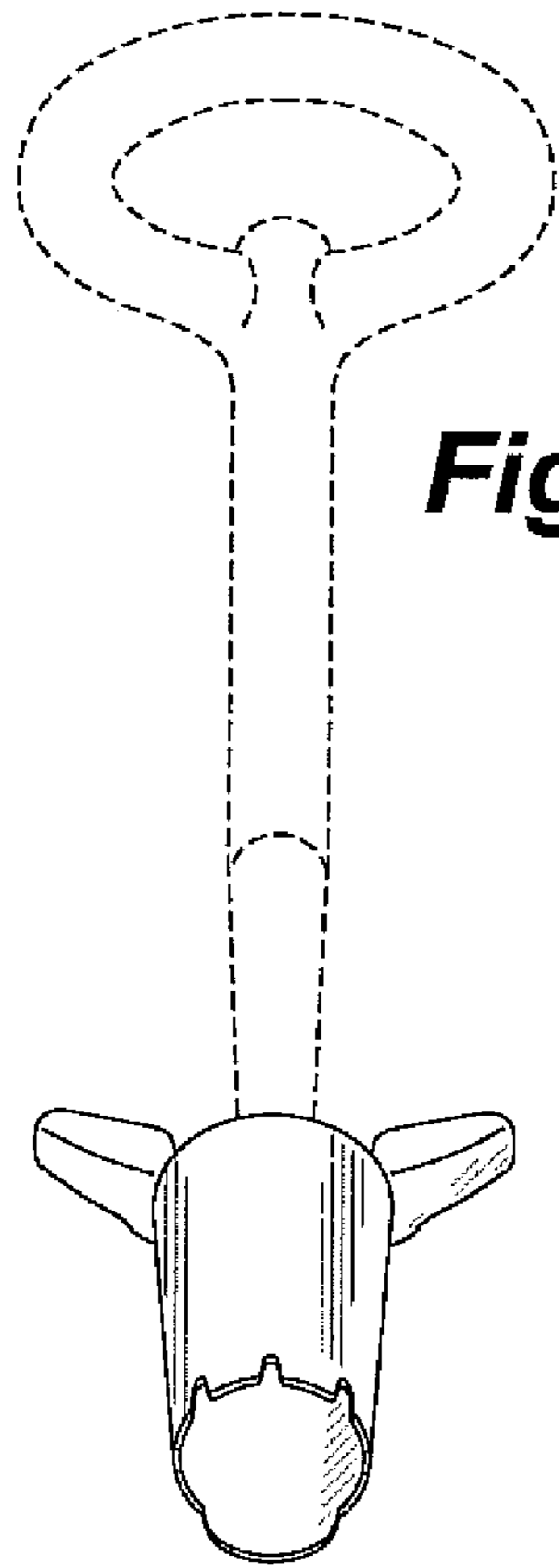
FIG. 4 is a bottom view of the invention;

FIG. 5 is a side view of the invention; and,

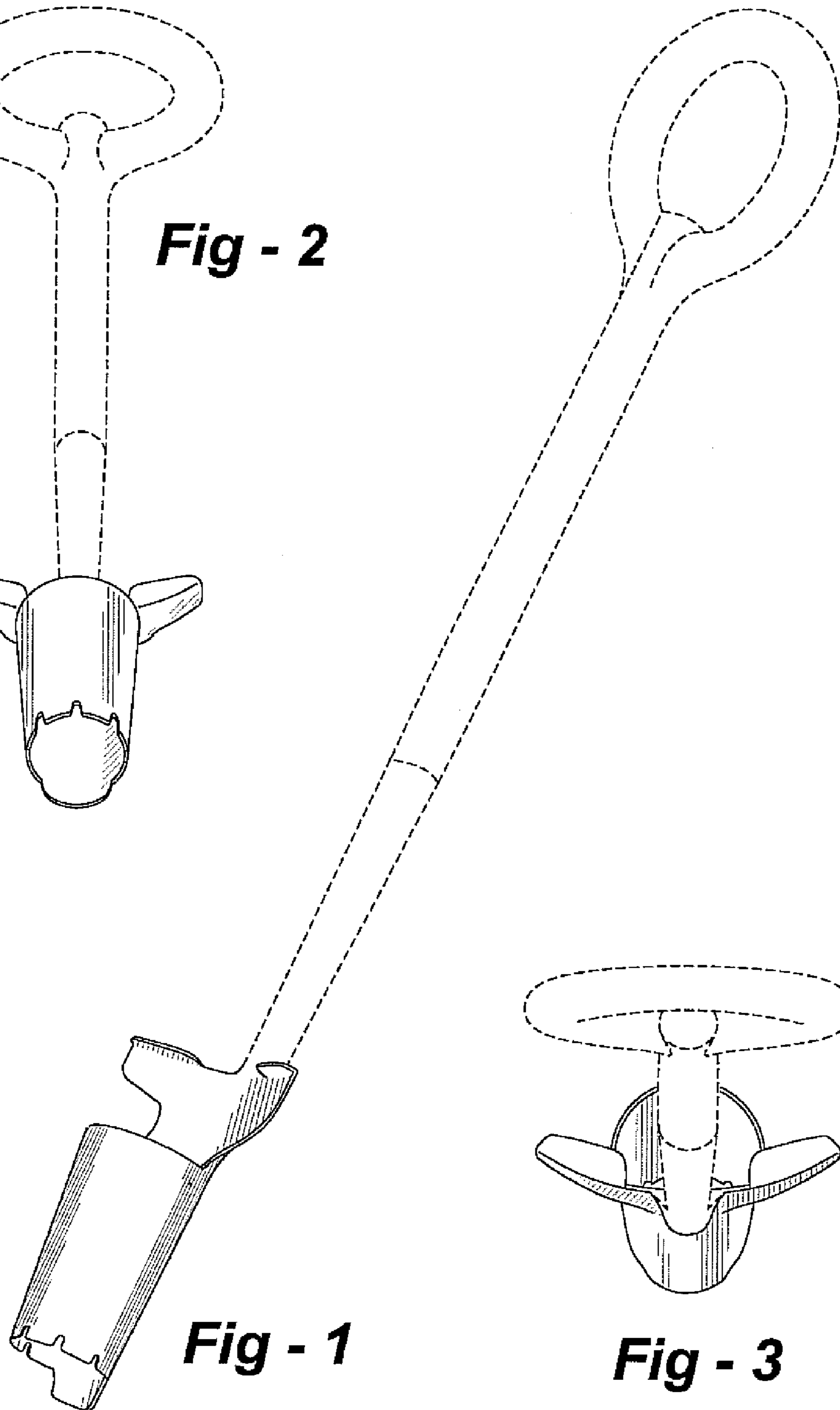
FIG. 6 is a top view of the invention.

**1 Claim, 2 Drawing Sheets**

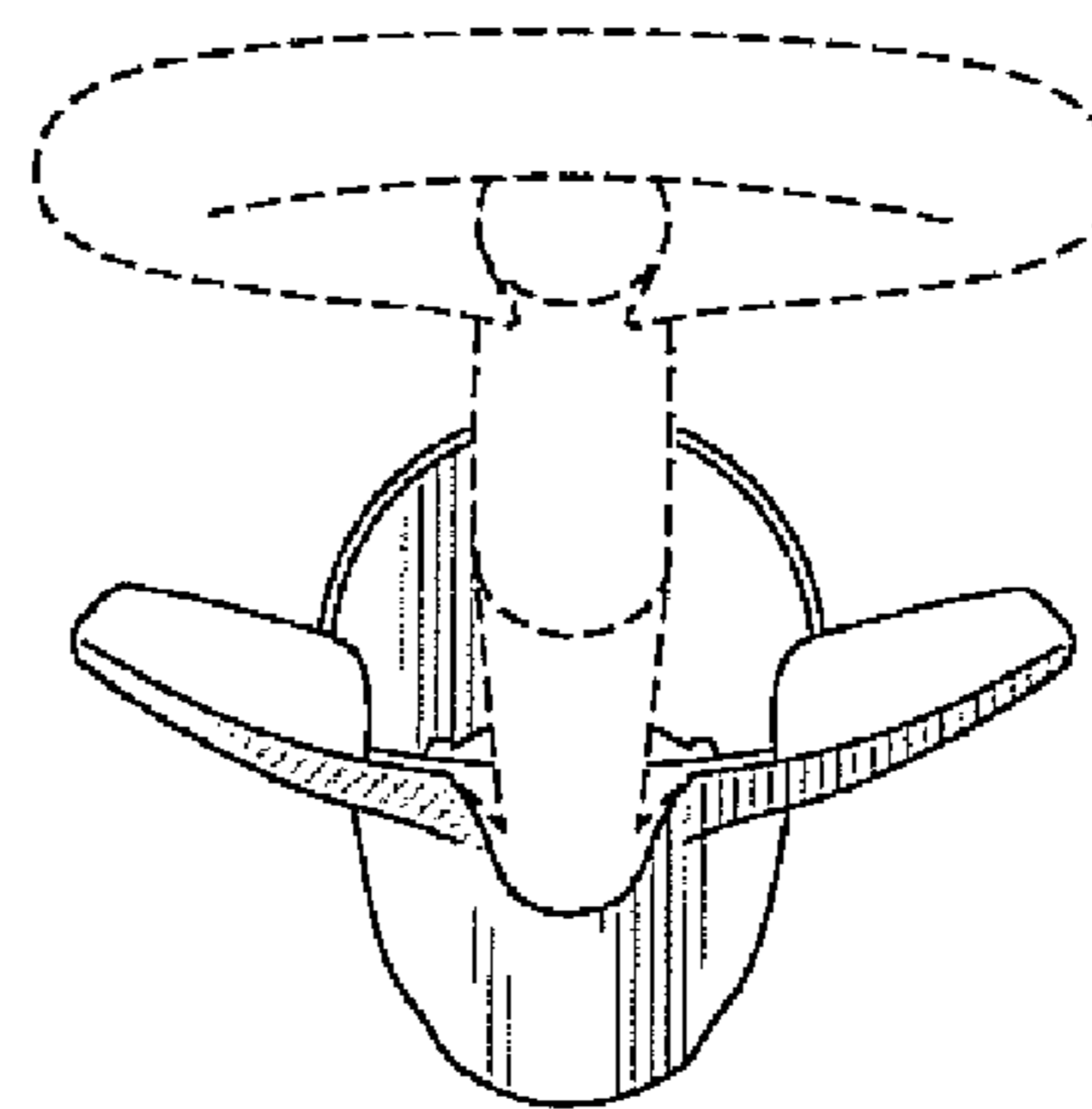




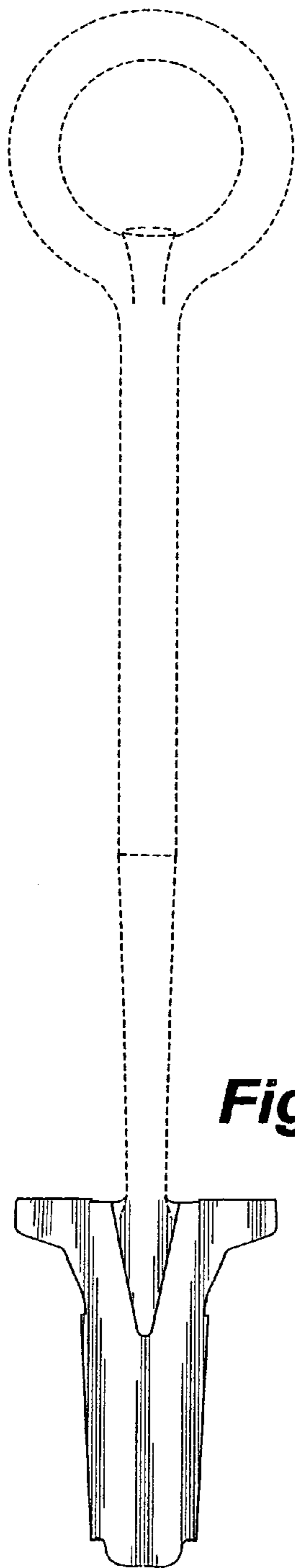
**Fig - 2**



**Fig - 1**



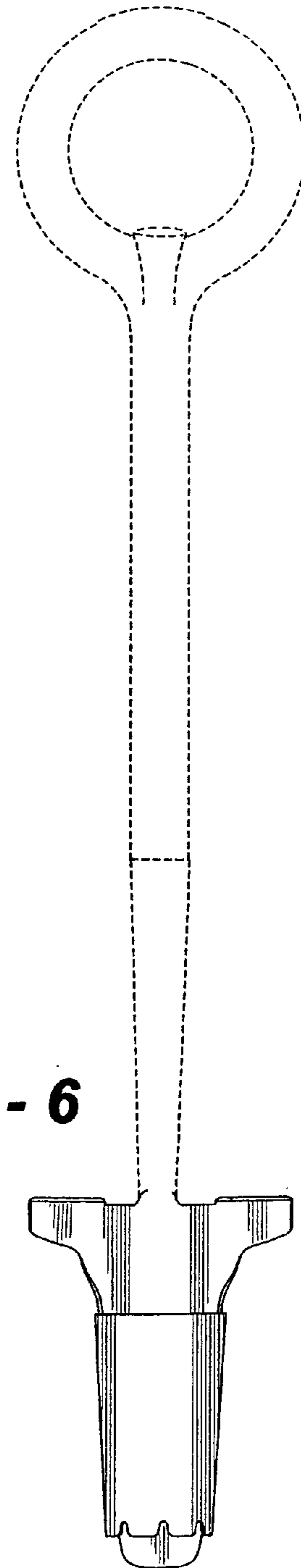
**Fig - 3**



**Fig - 4**



**Fig - 5**



**Fig - 6**