



US00D588411S

(12) **United States Design Patent**
Watanabe

(10) **Patent No.:** **US D588,411 S**
(45) **Date of Patent:** **** Mar. 17, 2009**

(54) **STAINLESS STEEL VACUUM FLASK**

(75) Inventor: **Masahiro Watanabe**, Kadoma (JP)

(73) Assignee: **Tiger Corporation**, Osaka-shi (JP)

(**) Term: **14 Years**

(21) Appl. No.: **29/284,688**

(22) Filed: **Sep. 13, 2007**

(30) **Foreign Application Priority Data**

Apr. 18, 2007 (JP) 2007-010325

(51) **LOC (9) Cl.** **07-01**

(52) **U.S. Cl.** **D7/510; D7/511; D7/507**

(58) **Field of Classification Search** D7/213,
D7/300-305, 505-509, 589, 592, 320, 321,
D7/312, 510, 511, 533, 536, 532, 514, 543-548,
D7/534-538, 598, 600, 318, 605, 2, 3, 4,
D7/38, 52, 58, 81, 550.1, 553.1, 553.5, 554.3,
D7/554.4, 619.1, 630; D9/737, 738, 741,
D9/744, 551, 671; D3/202, 30.1, 99, 36;
99/317, 323, 323.3, 285, 321; 100/123; 126/348;
206/217, 541, 150, 501, 45; 211/71, 49.1,
211/53, 74, 77, 78, 79; 215/388, 227-354;
220/592.16, 592.17, 592.2, 592.21, 703-716,
220/735, 28, 23.83, 756, 769, 771, 23.4,
220/23.86; 222/130, 189.07, 108, 500, 129;
248/311.2

See application file for complete search history.

(56) **References Cited**

U.S. PATENT DOCUMENTS

D548,008 S * 8/2007 Lin D7/511

D560,435 S * 1/2008 Meehan D7/510
D565,901 S * 4/2008 Edelstein et al. D7/510
7,371,004 B1 * 5/2008 Branson et al. 366/130
D572,531 S * 7/2008 Romandy et al. D7/510

FOREIGN PATENT DOCUMENTS

JP D1116271 S 7/2001
JP D1183410 S 9/2003

* cited by examiner

Primary Examiner—Antoine D Davis

(74) *Attorney, Agent, or Firm*—Christensen O'Connor
Johnson Kindness PLLC

(57) **CLAIM**

The ornamental design for a stainless steel vacuum flask, as shown and described.

DESCRIPTION

FIG. 1 is a perspective view of front, top and right side of a stainless steel vacuum flask showing my new design;

FIG. 2 is a front view thereof;

FIG. 3 is a rear view thereof;

FIG. 4 is a top plain view thereof;

FIG. 5 is a bottom view thereof;

FIG. 6 is a right side view thereof;

FIG. 7 is a left side view thereof; and,

FIG. 8 is a perspective view of a stainless steel vacuum flask in the open condition.

1 Claim, 7 Drawing Sheets

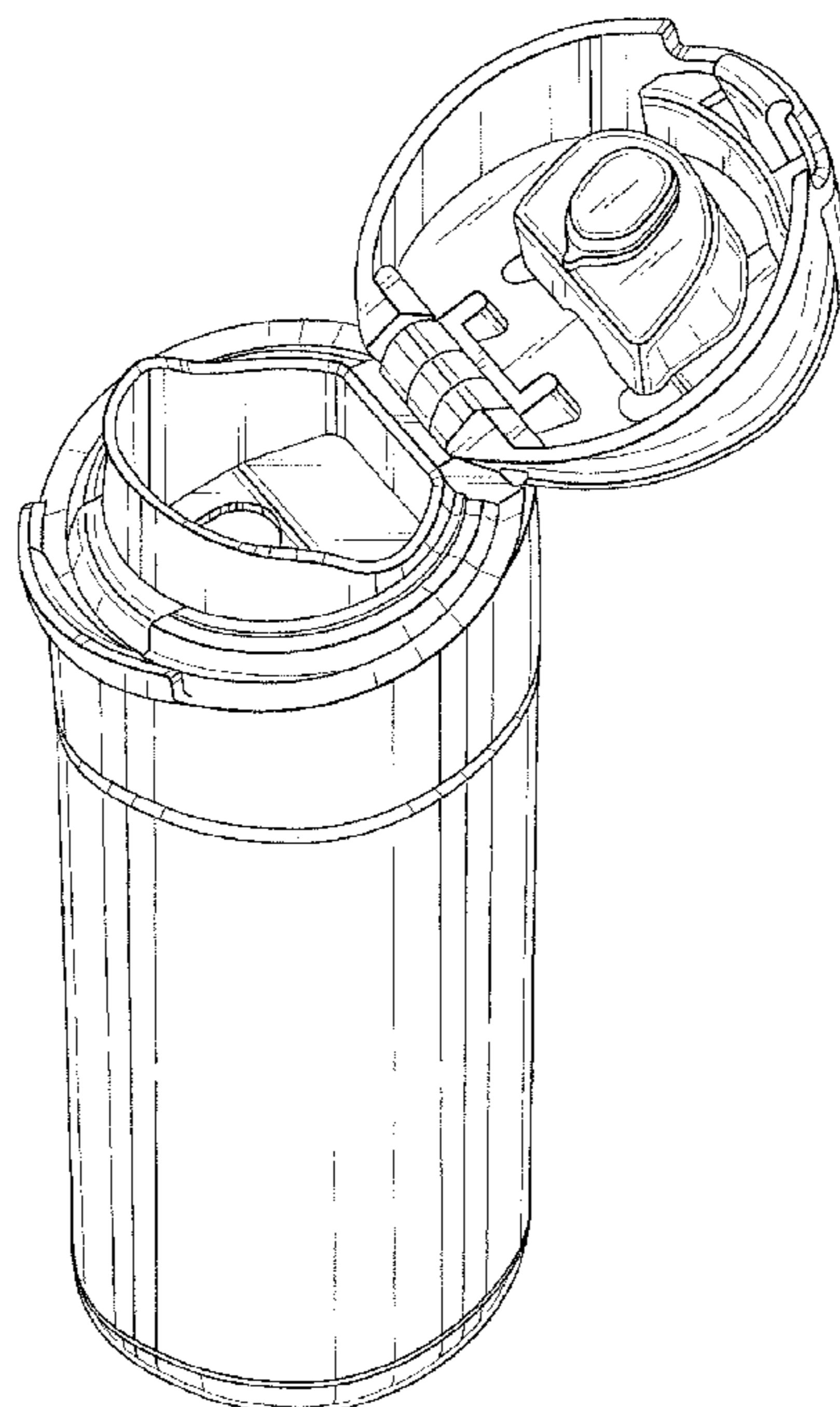


FIG. 1

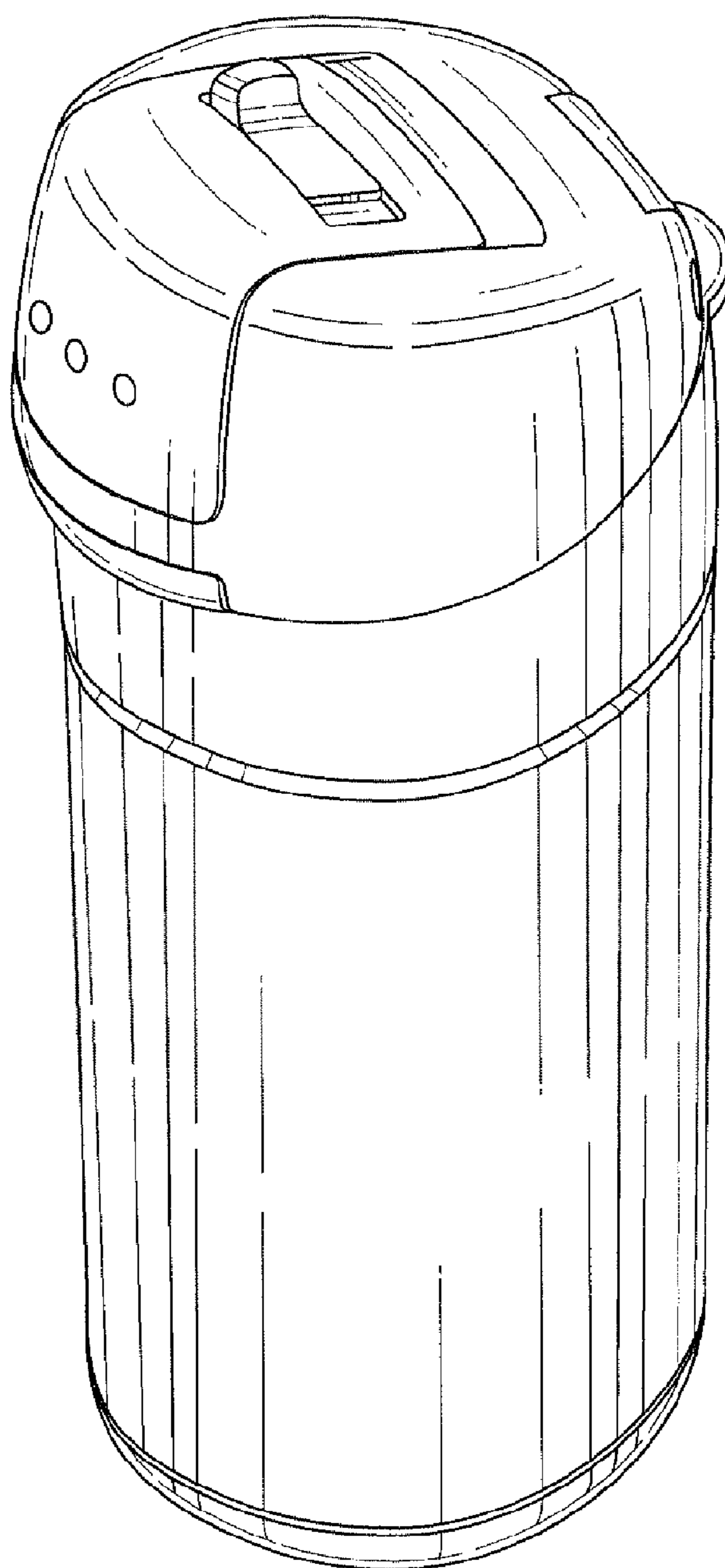


FIG.2




FIG.3




FIG.4

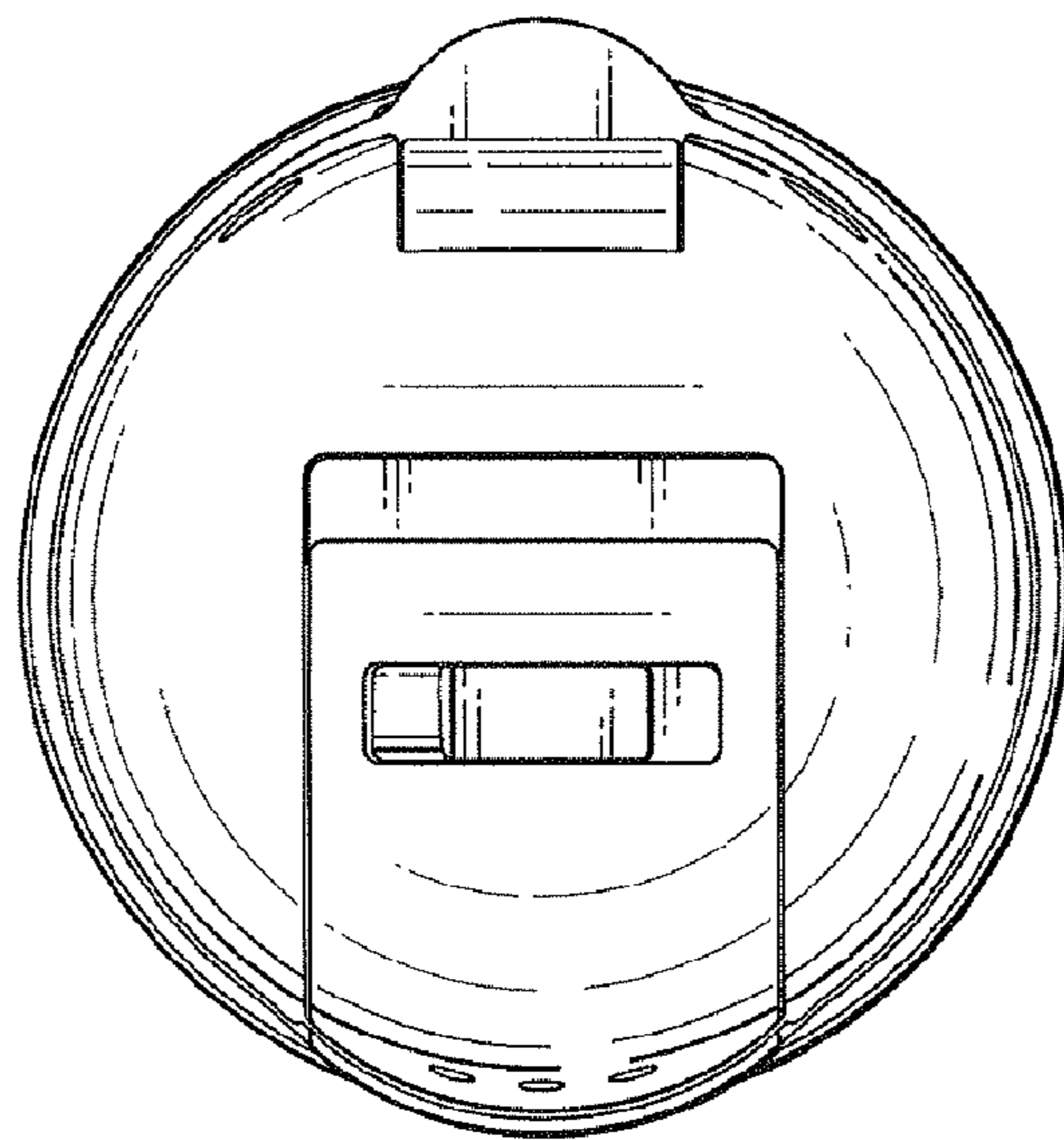


FIG.5

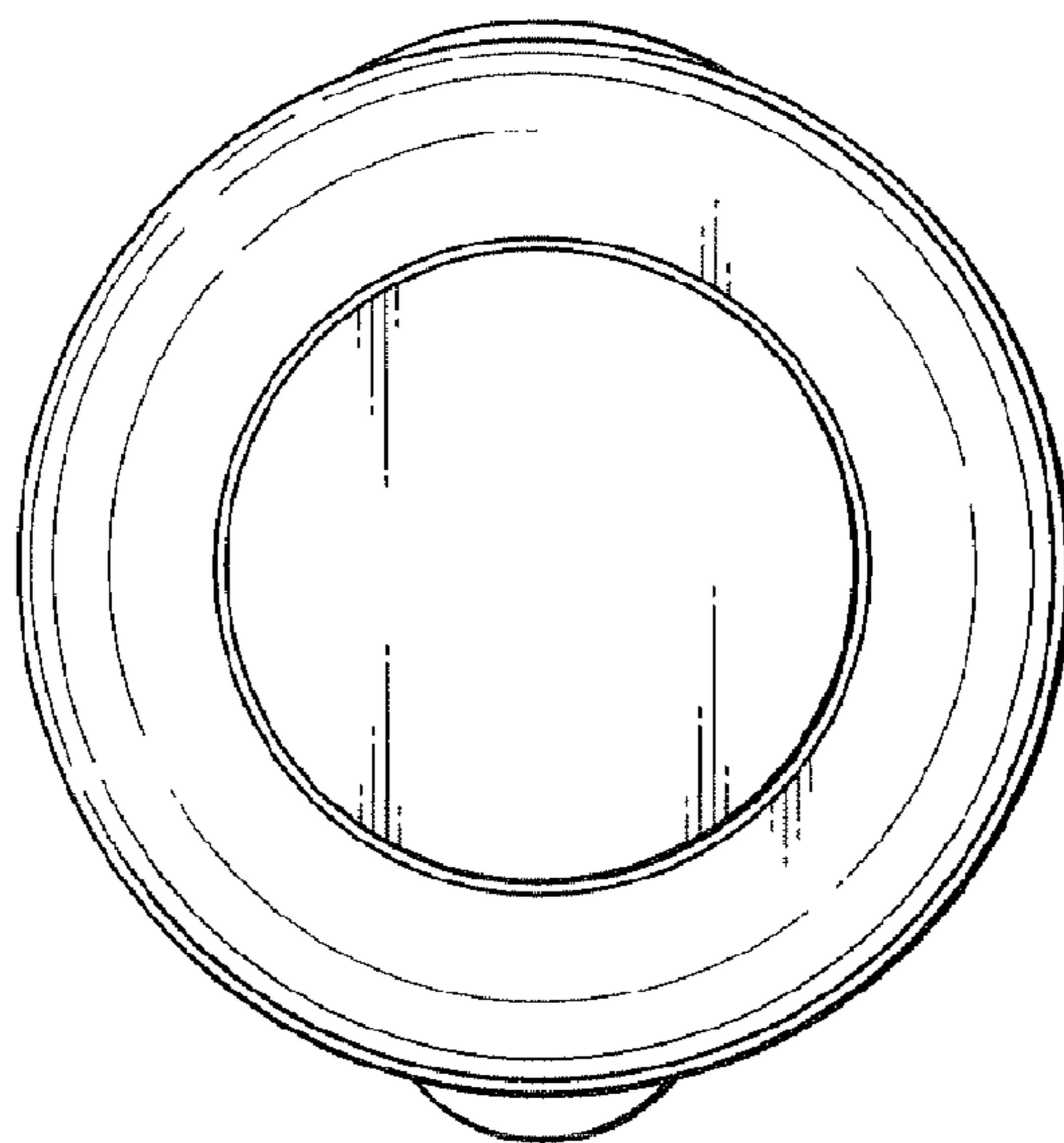


FIG.6




FIG. 7




FIG.8

