



US00D588392S

(12) **United States Design Patent**
Yang et al.

(10) **Patent No.:** **US D588,392 S**
(45) **Date of Patent:** **** Mar. 17, 2009**

(54) **POSITIONING PORTABLE CUSHION**

4,516,767 A * 5/1985 Eskijian 482/27
5,471,690 A * 12/1995 McNeil 5/644
D553,414 S * 10/2007 Boutin D6/601
D561,405 S * 2/2008 Kalatsky D30/118

(75) Inventors: **Quanguo Yang**, Changzhou (CN); **Ye Tang**, Changzhou (CN)

(73) Assignee: **Changzhou Asian Packing Co., Ltd.**, Zhonglou District, Changzhou, Jiangsu (CN)

* cited by examiner

Primary Examiner—Janice E Seeger
(74) *Attorney, Agent, or Firm*—Workman Nydegger

(**) Term: **14 Years**

(21) Appl. No.: **29/296,269**

(22) Filed: **Oct. 17, 2007**

(51) **LOC (9) Cl.** **06-09**

(52) **U.S. Cl.** **D6/601**

(58) **Field of Classification Search** D6/595–598,
D6/601, 604, 605, 331; 5/630, 633, 636,
5/644, 652, 653, 655, 655.3, 655.9, 907;
D30/117, 129, 118; D21/803

See application file for complete search history.

(56) **References Cited**

U.S. PATENT DOCUMENTS

D200,626 S * 3/1965 Barnes D30/129
D239,395 S * 3/1976 David D30/118


(57) **CLAIM**

The ornamental design for a positioning portable cushion, as shown and described.

DESCRIPTION

FIG. 1 is a perspective view of the cushion;
FIG. 2 is a front elevational view of the cushion;
FIG. 3 is a top plan view of the cushion, the bottom view of the cushion is a mirror image of the top plan view;
FIG. 4 is a left side elevational view of the cushion, the right side elevational view of the cushion is a mirror image of the left side elevational view; and,
FIG. 5 is a rear elevational view of the cushion.

1 Claim, 2 Drawing Sheets






Fig. 1



Fig. 2




Fig. 3




Fig. 4




Fig. 5