



US00D588390S

(12) **United States Design Patent**  
**Brill-Cass et al.**

(10) **Patent No.:** **US D588,390 S**

(45) **Date of Patent:** **\*\* Mar. 17, 2009**

(54) **PROTECTIVE CONVERTIBLE BUMPER**

(76) Inventors: **Israela Adah Brill-Cass**, 17 School St.,  
Mansfield, MA (US) 02048; **David**  
**Stratton Cass**, 17 School St., Mansfield,  
MA (US) 02048

(\*\*) Term: **14 Years**

(21) Appl. No.: **29/285,571**

(22) Filed: **Apr. 2, 2007**

(51) **LOC (9) Cl.** ..... **06-09**

(52) **U.S. Cl.** ..... **D6/596; D6/601**

(58) **Field of Classification Search** ..... D6/333,  
D6/595, 596, 601–604, 606; 5/417, 418,  
5/420, 424–428, 630, 636, 645, 655, 655.3–655.5,  
5/706, 722, 731, 745, 746; D21/803, 809;  
D24/183; D30/118; 119/28.5; 297/440.17;  
441/129–132

See application file for complete search history.

(56) **References Cited**

**U.S. PATENT DOCUMENTS**

|              |      |         |               |            |
|--------------|------|---------|---------------|------------|
| 2,644,173    | A *  | 7/1953  | James         | 5/425      |
| 3,088,139    | A *  | 5/1963  | Baisch        | 441/132    |
| 4,437,704    | A *  | 3/1984  | Hovsepians    | 297/440.17 |
| 4,754,509    | A *  | 7/1988  | Pollard       | 5/425      |
| 4,788,726    | A    | 12/1988 | Rafalko       |            |
| D366,368     | S    | 1/1996  | McCarthy      |            |
| D414,003     | S *  | 9/1999  | Hering        | D30/118    |
| 6,125,487    | A    | 10/2000 | I've          |            |
| D446,677     | S *  | 8/2001  | Hall et al.   | D6/601     |
| 6,389,624    | B1   | 5/2002  | Madole        |            |
| 6,393,639    | B1 * | 5/2002  | Ohsner        | 5/425      |
| 6,408,463    | B1   | 6/2002  | Palacio       |            |
| D467,117     | S    | 12/2002 | Gay           |            |
| 6,889,397    | B2   | 5/2005  | Rosenberg     |            |
| 7,055,192    | B2   | 6/2006  | Waters et al. |            |
| 2002/0108578 | A1 * | 8/2002  | Kostial       | 119/28.5   |
| 2004/0025254 | A1 * | 2/2004  | McCarthy      | 5/655      |
| 2007/0056109 | A1 * | 3/2007  | Forshpan      | 5/655      |

\* cited by examiner

*Primary Examiner*—Caron Veynar

*Assistant Examiner*—Mary Ann Calabrese

(74) *Attorney, Agent, or Firm*—Daniels Patent Law PLLC;  
Scott A. Daniels

(57) **CLAIM**

We claim the ornamental design for a protective convertible bumper, as shown and described.

**DESCRIPTION**

FIG. 1 is a perspective view of a first embodiment of a protective convertible bumper in a folded configuration around a changing pad;

FIG. 2 is a top plan view of the protective convertible bumper; FIGS. 3 and 4 are left and right side views respectively of the protective convertible bumper of the first embodiment;

FIG. 5 is a bottom plan view of the protective convertible bumper;

FIG. 6 is a front elevational view of the protective convertible bumper;

FIG. 7 is a rear elevational view of the protective convertible bumper of the first embodiment.

FIG. 8 is a perspective view of a second embodiment of the protective convertible bumper in a folded configuration;

FIG. 9 is a top plan view of the protective convertible bumper; FIGS. 10 and 11 are a left and right side views respectively of the protective convertible bumper of the second embodiment;

FIG. 12 is a bottom plan view of the protective convertible bumper;

FIG. 13 is a front elevational view of the protective convertible bumper; and,

FIG. 14 is a rear elevational view of the protective convertible bumper of the second embodiment.

In the drawings, the broken lines represent environmental structure forming no part of the claimed design.

**1 Claim, 2 Drawing Sheets**






FIG. 7

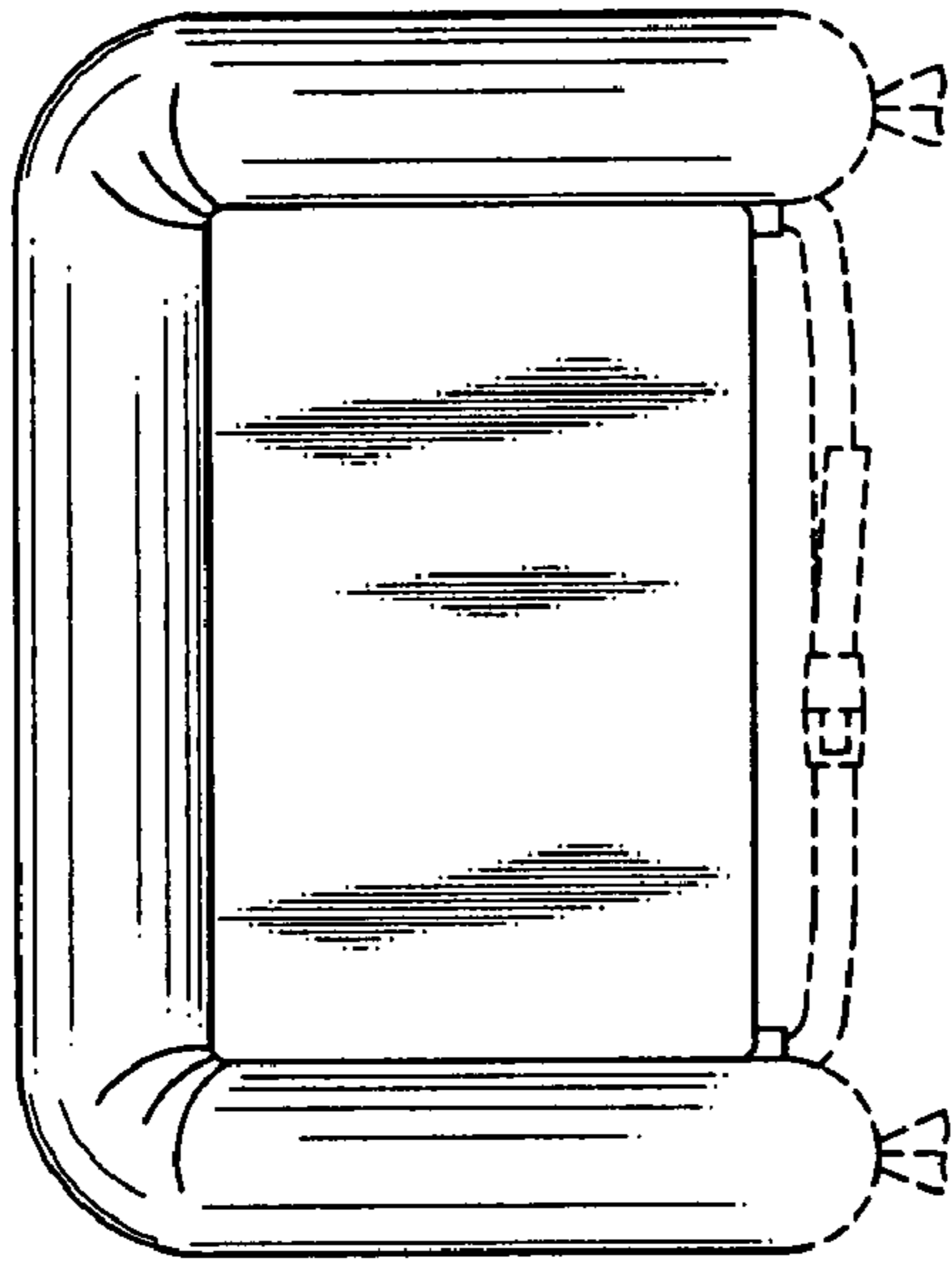


FIG. 2




FIG. 4

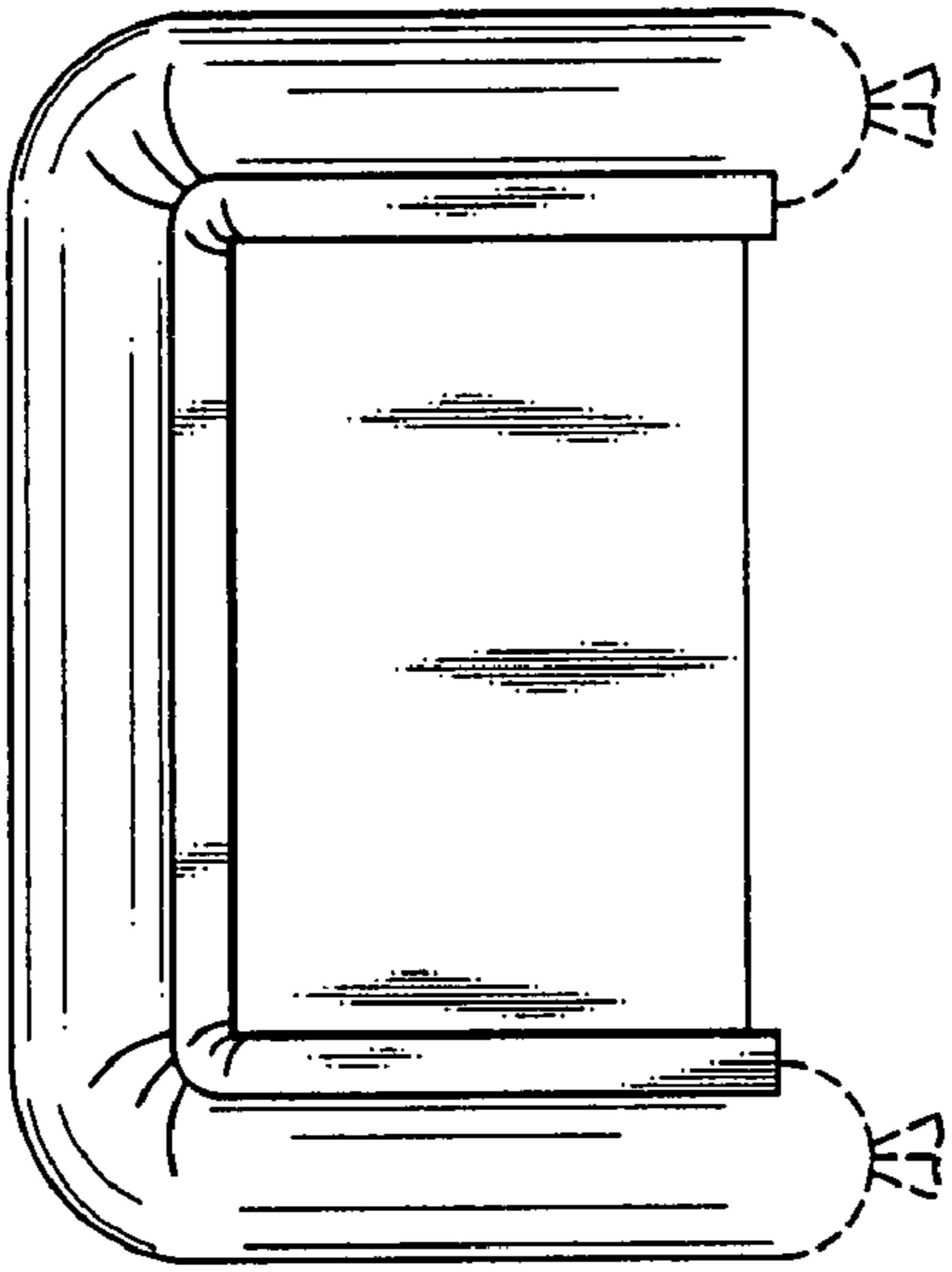


FIG. 5

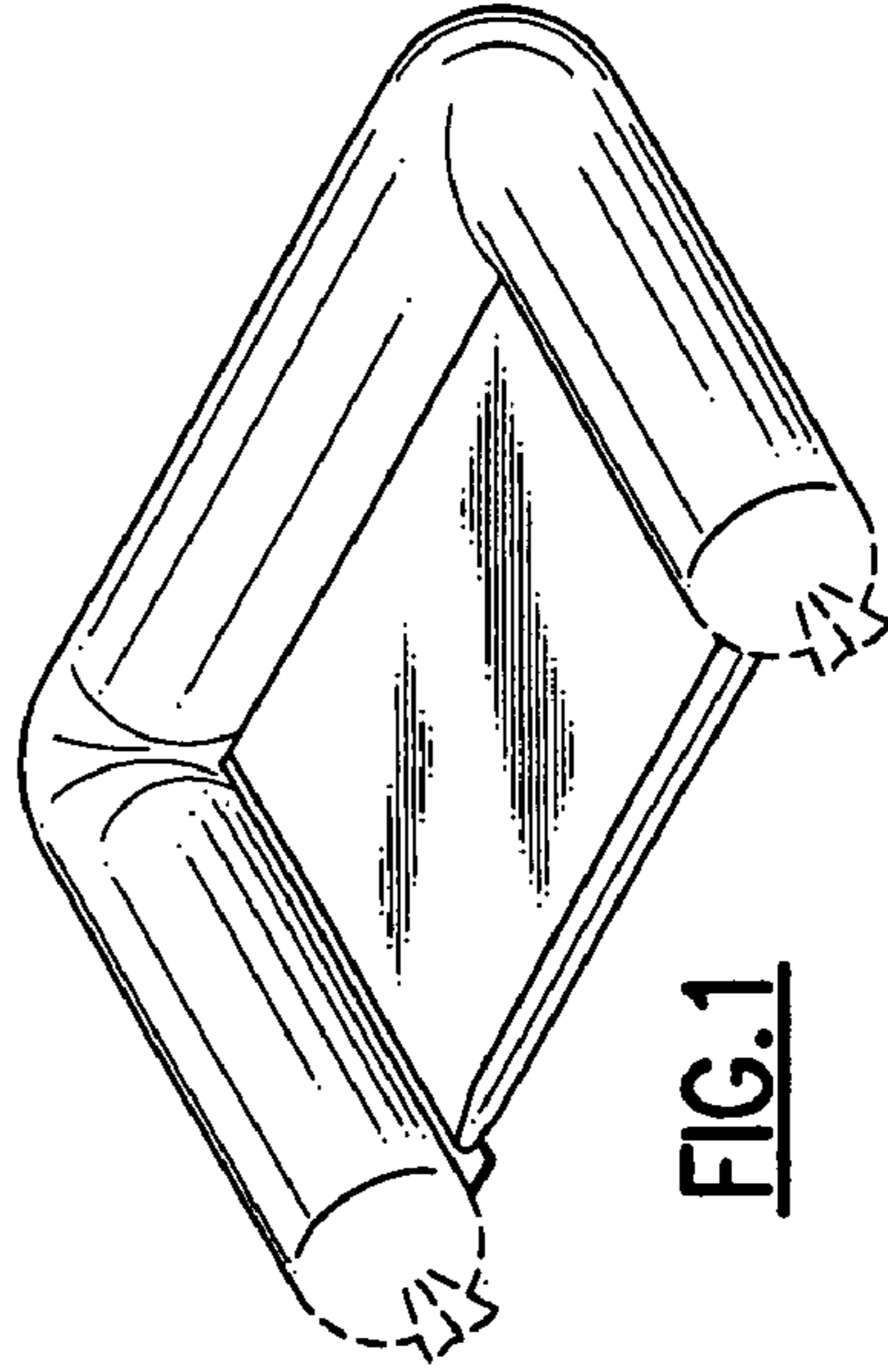


FIG. 1




FIG. 6




FIG. 3



FIG. 14




FIG. 10

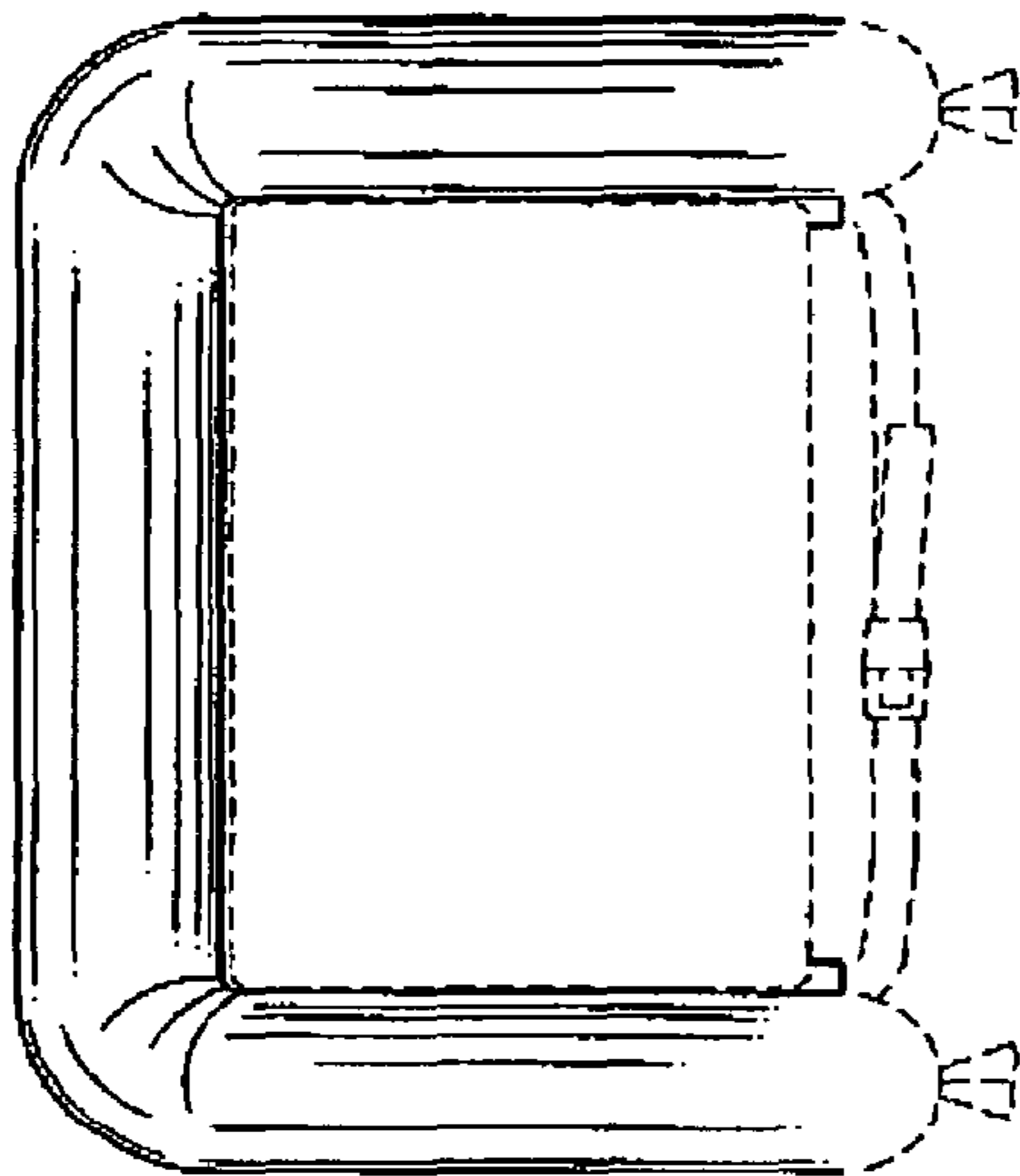


FIG. 9




FIG. 11

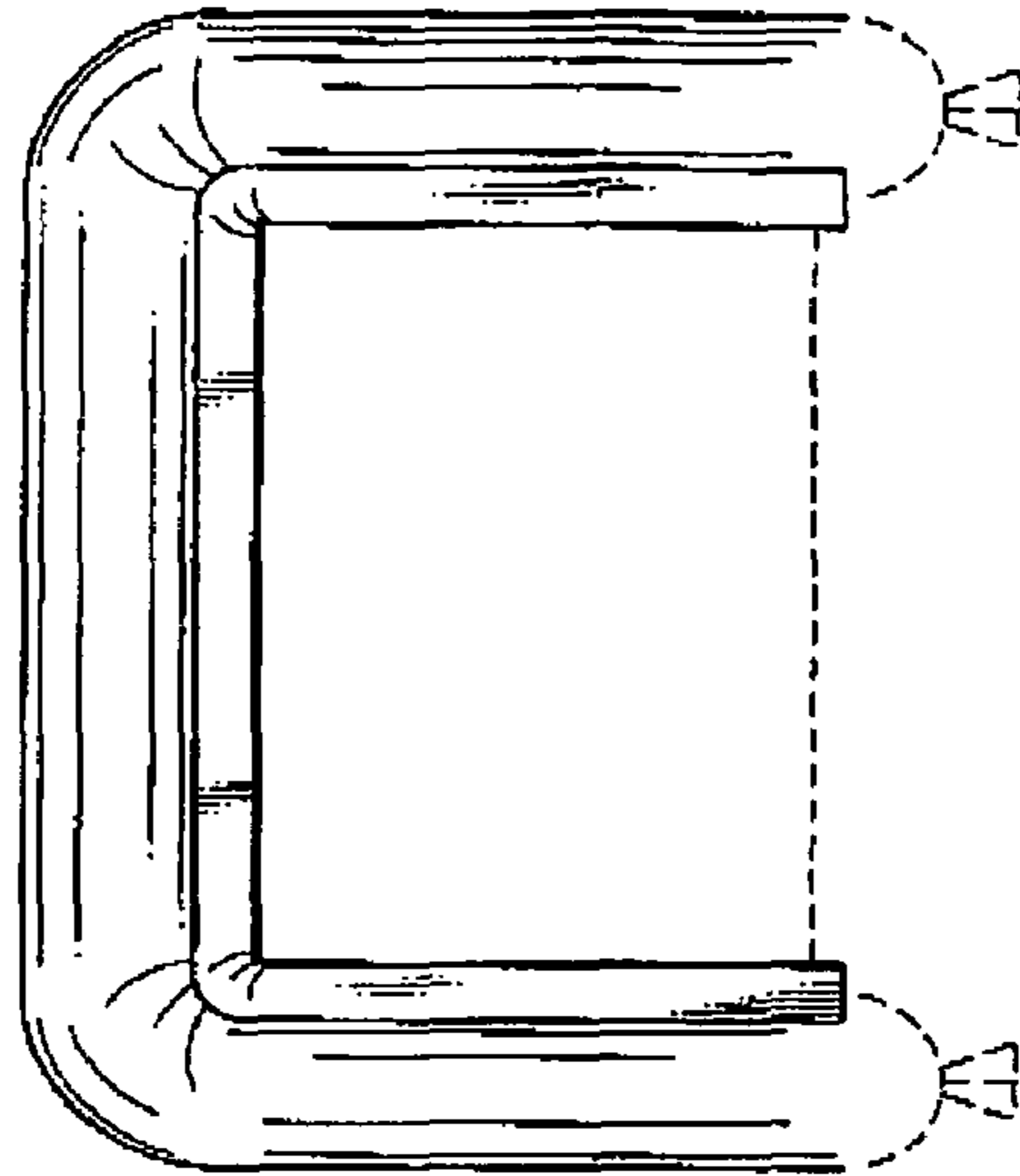


FIG. 12




FIG. 13

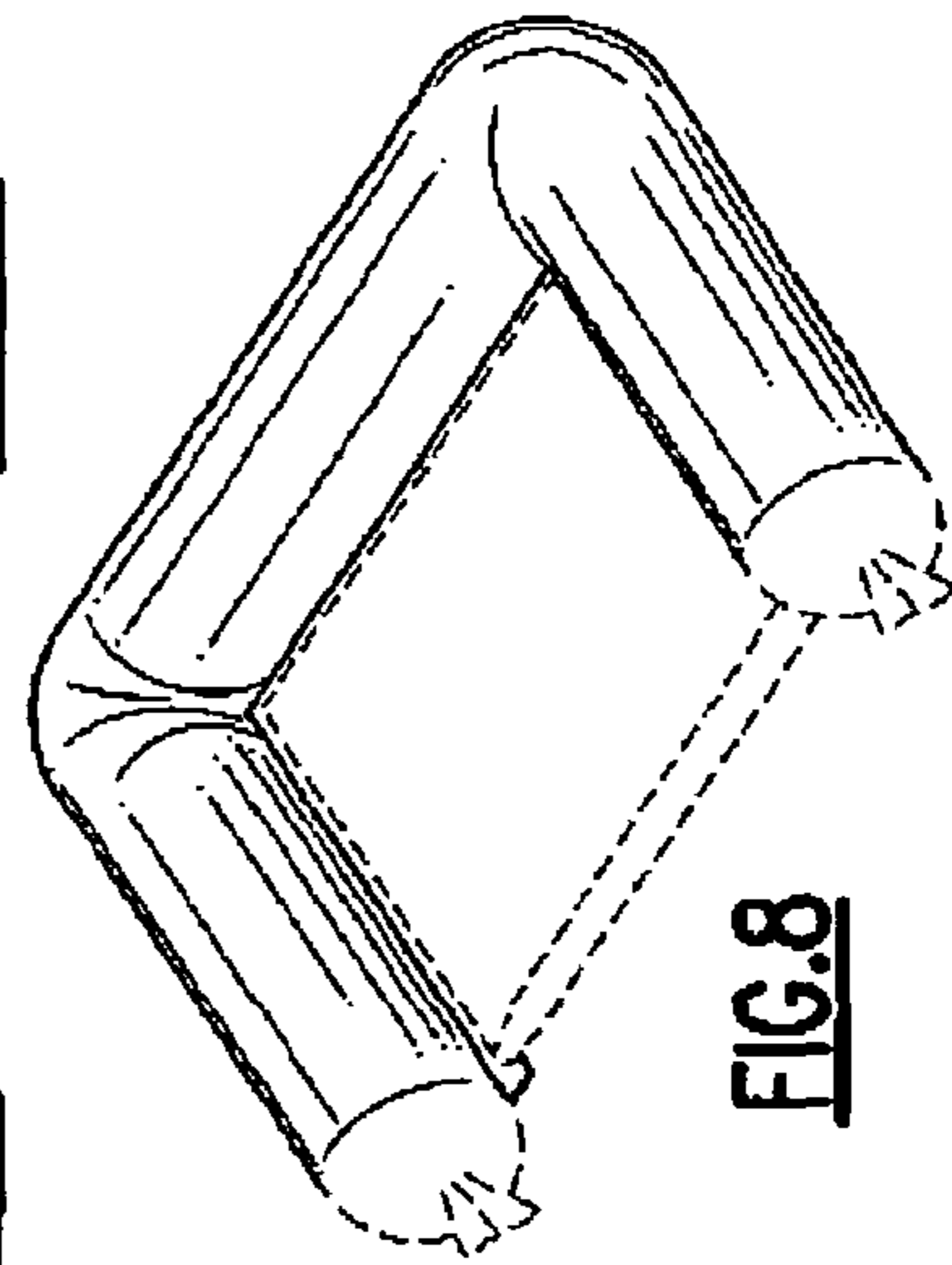


FIG. 8